

**COLUMBIA
GORGE
COMMUNITY
COLLEGE**

*building dreams,
transforming lives*

2013-2014

ADOPTED BUDGET

**COLUMBIA GORGE COMMUNITY COLLEGE
COMPLETED BUDGET CALENDAR
FOR FISCAL YEAR JULY 1, 2013 - JUNE 30, 2014**

2013	Action
February 19 (Tuesday)	College Board of Education Meeting (Hood River) <ul style="list-style-type: none"> • Appoint Budget Officer • Adopt Budget Calendar • Appoint Budget Committee Members
April 15 – May 2	Publication of Budget Committee Meeting Notices Publish Public Notice of First Budget Committee Meeting (Publish once 5-30 days prior to First Budget Committee Meeting) <ul style="list-style-type: none"> • Hood River News and The Dalles Chronicle • Columbia Gorge Community College, cgcc.us/budget-finance
May 7 (Tuesday) 6:00 pm	First Budget Committee Meeting (The Dalles) The Budget Committee meets as needed to review and approve the budget.
May 8 (Wednesday) 6:00 pm	Second Budget Committee Meeting (The Dalles) Budget Committee Approves Budget No Later Than May 8
May 13 - June 7	Publication of Budget Hearing Notice and Financial Summary Publish Notice of Budget Hearing and Financial Summary (Publish once 5-30 days prior to Budget Hearing) <ul style="list-style-type: none"> • Hood River News and The Dalles Chronicle • Columbia Gorge Community College, cgcc.us/budget-finance
June 11 (Tuesday) 6:00 pm	College Board of Education Meeting & Budget Hearing (The Dalles) <ul style="list-style-type: none"> • Board of Education holds Budget Hearing • Board Approves Budget Resolution to Adopt Budget, Make Appropriations, Levy and Categorize Property Taxes
July 15	Filing Deadline Deadline for Budget Officer to file all Property Tax Levy Forms, Adopted Budget Resolutions and Adopted Budget Document with County Assessors Deadline for Budget Officer to file Adopted Budget Document with Dept of Community Colleges and Workforce Development

**COLUMBIA GORGE COMMUNITY COLLEGE
BUDGET COMMITTEE FOR THE 2013-2014 BUDGET**

Position #	Name	County	Term Ending
1	M.D. VanValkenburgh Board Member	Wasco	June 30, 2013
2	Dr. James R. Willcox Board Member	Wasco	June 30, 2013
3	David Fenwick Board Member	Hood River	June 30, 2015
4	Charlotte Arnold Board Member	Hood River	June 30, 2015
5	Dr. Ernest Keller Board Member	Wasco	June 30, 2013
6	Stuart Watson Board Member	Hood River	June 30, 2015
7	Charleen Cobb Board Member	Wasco	June 30, 2013
8	Craig J. Ortega	Hood River	June 30, 2014
9	John Kasberger	Hood River	June 30, 2014
10	Bill Fashing	Hood River	June 30, 2015
11	Shawn Whalen	Wasco	June 30, 2015
12	John Hutchison	Wasco	June 30, 2015
13	Marilyn Wong	Wasco	June 30, 2013
14	Ken Farner	Wasco	June 30, 2013

Board Members serve a four-year term. Budget Committee positions 8 through 14 serve a three-year term.

ADMINISTRATION

Dr. Frank K. Toda, President

Karen Carter, Special Assistant to the President

Tria Bullard, Executive Assistant to the President and Board of Education

Brian Greene, Chief Academic Officer

Lisa Deswert, Chief Financial Officer

Daniel Spatz, Chief Institutional Advancement Officer

Lori Ufford, Chief Student Services Officer

Robb Van Cleave, Chief Talent and Operations Officer

Bill Bohn, Chief Technology Officer

Columbia Gorge Community College 2013-14 Budget Message

Message from the President

In 1977, when the first stage of what would eventually become Columbia Gorge Community College (CGCC) was established as the Wasco Area Education Service District, few people, if any, could have imagined what was in store for us in the next 36 years.

We have matured as a college, and in the last decade began the process of making significant changes to our strategic planning and operational systems, driven in part by our focus on independent accreditation and continuous improvement criteria. We have also been making very tough decisions that in the end have covered the operational costs of the college, and strategically supported our mission.

CGCC is not immune to the financial winds buffeting our state and nation. But, while other colleges in Oregon are in the middle of massive budget exercises; restructuring, and cuts of personnel and resources due to steady declines in the state funding, CGCC rests upon a firm financial foundation. Most of our diverse funding streams (with the notable exception of state funding) are holding their own. We are in this position because we have taken active steps to ensure the financial health of the College, despite wider economic uncertainty. And we have pursued operational efficiencies that are driven by the suggestions of our staff and faculty, which have led to important savings.

It would be easy to bemoan the state's financial climate, but it would not be productive. We choose instead to help ourselves in the ways described above so we can continue to deliver high-quality education services to our students. Managing our financial health to the best of our abilities is critical to ensuring that we meet our obligation to serve our students, businesses, partnerships and state. We will continue to do so in the open and transparent ways that are reflected in this report¹.

Dr. Frank Toda

¹ The proposed budget represents the best estimates of resources and expenditures to provide academic and support services for a broad range of community needs and expectations for community college services.

The budget format corresponds to the statewide classification of "revenue and expense accounting" for Oregon community colleges adopted statewide in 1994 and is prepared in compliance with Oregon Budget Law. The budget plan is subject to change by legislative and/or administrative action. The action of the Budget Committee will set limitations on appropriation levels. The budget process flowchart shows the required steps to meet legal requirements.

Purpose

The purpose message describes the Columbia Gorge Community College (CGCC) Budget Document in terms of important features, the reasons for any major changes from the previous year's approved budget and any major changes in the College's financial policy or status. The Oregon Revised Statutes, Section 294.391, directs the Executive Officer in each municipal corporation to prepare a budget message to accompany the annual budget document. The budget is a financial plan containing estimates of revenues and expenditures for one fiscal year.

The budget reflects a strategic plan that must respond to the changing environment: a living document subject to revision by the Board of Education. This budget supports the assumption that the college will be independently accredited this budget year. Accreditation standards and core themes serve as the mission alignment mechanism and structure for college planning, budgeting and assessment. The budget includes resources from community, industry, state and federal partners to support instructional programs in concert with local and regional needs. The college prides itself on being a provider of choice for "anytime, anywhere" training and educational services focused on building vibrant communities throughout our service area. With a clear emphasis on teaching, learning and community support, the college continues its focus of "Building Dreams and Transforming Lives." The summary level elements of the CGCC strategic focus are as follows:

Mission: Columbia Gorge Community College builds dreams and transforms lives by providing lifelong educational programs that strengthen our community.

Vision: Become the first option of choice for education and training services in the communities we serve.

Core Values: Respect for the individual, Integrity First, Community Focus, Commitment to Learning, Excellence, and Service

Core Themes:

- Building Dreams (Opportunities)
- Transforming Lives (Education)
- Strengthening our Community (Partnerships)

Key Function Areas:

1. **Educational Programs and Services:** CGCC will deliver quality educational opportunities that foster life-long learning for our communities.
2. **Students:** CGCC will focus on student development services that enhance life-long learning by facilitating access to college programs, supporting and recognizing student progress, providing opportunities for students to participate in the growth

of the college, celebrating diversity, and promoting achievement of educational goals.

3. **Faculty and Staff:** CGCC will employ and develop a qualified faculty and staff and foster a supportive working and learning environment.
4. **Community:** CGCC will develop and maintain strong, collaborative partnerships and relationships within our community.
5. **Leadership, Planning and Evaluation:** CGCC will provide governance and administrative structures through innovative leadership and ongoing planning and evaluation.
6. **Finance:** CGCC will build the institution's financial capability through sound planning and effective use of fiscal resources.
7. **Operations and Sustainability;** CGCC will provide efficient operational processes which support current organizational needs and directions.
8. **Technology:** CGCC will provide the technology and support to optimize the college's teaching, learning, communication and productivity.
9. **Facilities:** CGCC will provide appropriate institutional facilities which support the achievement of the institution's goals.

Education Achievement Compact

Fundamental changes reframed the paradigm of educational goals and distribution of funding. Senate bill 242 redefined the Oregon University System and created the Oregon Higher Education Coordinating Commission to provide planning and coordination of all higher education in Oregon. Higher education was redefined to include OUS, OHSU, Community Colleges and the Oregon Student Access Commission. Senate bill 909 created the Oregon Education Investment Board to oversee a unified K-20 educational system with a single budget. It is expected that additional "investment" in education, including community colleges, will be targeted to improve specific outcomes in order to make gains on the "40-40-20" goal established in Senate bill 253.

To this end, achievement compacts are being instituted between the State of Oregon, as represented by the recently created Oregon Education Investment Board (OEIB), and the governing boards of public education entities and institutions.

Senate bill 1581 requires community college boards to enter into achievement compacts as part of the statutory budget process outlined in ORS Chapter 294. As stated in a handout from Governor Kitzhaber's office, "The intent is to insure that the college's budget committee is taking into account the targets and goals set out in the achievement compact as they discuss and make recommendations related to the budget. It also provides an opportunity for transparency and public comment as the budget is developed. The budget committee's role is to help align a college's budget with its compact, but a budget committee does not have the authority to revise or approve a college's compact."

Key components of the CGCC Achievement Compact

Are students completing their courses of study and earning certificates and degrees?

Number of students completing:

1. Adult HS diplomas/GEDs
2. Certificates/Oregon Transfer Modules
3. Associate degrees
4. Transfers to four-year institutions

Are students making progress at the college?

Number (&/or % where indicated) of students:

1. Enrolled Dev. Ed. Writing who complete (%)
2. Enrolled in Dev. Ed. Math who complete (%)
3. Who earn 15/30 college credits in the year (#)
4. Who pass a national licensure exam (#/%)

Are students making connections to and from the college?

Number of students who:

1. Are dual enrolled in Oregon high schools
2. Are dual enrolled in OUS
3. Who transfer to OUS

What is the level of public investment in the district?

1. *State funds*
2. *Local Property tax revenue*
3. *Total state and local operating funds*

- **Components of 2013-14 budget must address the outcomes of Achievement Compacts and move the dial on the state's 40-40-20 goals. To address the outcome measure related to completions CGCC has:**
 - Approved the hire of a Retention Specialist whose responsibility it will be to coordinate college-wide retention efforts; and
 - Developed interventions such as institutional awarding of degrees and certificates, mandatory advising in first and second years, Satisfactory Academic Progress (SAP) processes and is currently implementing a degree audit system.
- **CGCC is addressing the outcome measure of students making progress at the college by:**
 - Approving the hire of a full-time developmental faculty in 13-14;
 - Retooling developmental education courses to expedite progression;

- Providing New Student Orientation each term. Pilot mandatory orientation and first-year educational planning in Fall 2013;
 - Implementing a first-year learning community pilot in 2012-2013 with expansion in 2013-2014; and
 - Expanding high school partnerships and providing incentives to attract greater participation in College Now, Expanded Options and Running Start programs.
- **To impact the outcome measure related to connections to and from the college, CGCC:**
 - Continues working with regional high schools to assess and evaluate dual enrollment agreements;
 - Successfully deployed a tuition waiver program for qualified high school students to receive up to two years of tuition at no cost; and
 - Is focused on developing university partnerships to provide dual enrollment opportunities in addition to the partnerships we currently have with seven universities.

We will continue to focus on aligning our budget priorities with our primary goal of student success and strengthening the community that we serve.

Highlights

Payoff of Original debt service-1993

In 1993 the voters invested in the dream that, someday, we would have a real community college that would provide lifelong learning opportunities for the communities we serve. We have delivered, and the payoff of this debt service is a symbol of our commitment to the community.

Bond refunding

As a reflection of our good stewardship, Columbia Gorge Community College continues to look for ways to demonstrate our good value. In this regard, taxpayers in Hood River and Wasco Counties saved a combined total of nearly \$1 million through a bond refinancing completed in March 2012 by CGCC.

Statewide Economic Impact

Related to the college being a good financial steward, a detailed economic impact was conducted for each community college by EMSI (Economic Modeling Specialists International). The major findings included:

1. Students enjoy an attractive 22.1% rate of return on their CGCC educational investment;
2. Over the course of his or her working career, the average CGCC student's lifetime earnings will increase \$8.40 for every dollar invested in their CGCC education;
3. The net added income generated by CGCC operations (\$6.1 million) and the spending of non-local students (\$308,600) contributes a total of \$6.4 million in income to the CGCC service area economy each year;
4. The accumulated credits achieved by former CGCC students over the past 30 years translates to \$36.9 million in added regional income each year due to the higher earnings of students and increased output of businesses; and
5. The total effect of CGCC operations annually on the CGCC service area is \$43.4 million.

Fort Dalles Readiness and CGCC Workforce Center

Construction of the Center began in July with an estimated completion date of January 2014. It will be the only joint training facility of its kind in the country. With the ultimate goal of being a “net zero” energy efficient facility, it is expected to bring recognizable revenue to CGCC in space rental, as well as provide additional classroom space.



Rendering courtesy of TVA Architects

Website

The complete redesign of our “Third Campus” demonstrates our commitment to access and education in the 21st century. With added features such as an A-Z index, portal pages, staff/faculty directories and a search engine, students and our constituents can easily navigate our website. Extensive interviews and a campus-wide study by Insite Web Publishing laid the foundation for a user-friendly website that incorporates functional and visual recommendations from students, staff, faculty, business partners and the community. This two-year project is expected to be completed in 2014.

Support to Regional Robotics Competitions

CGCC has supported local interest in robotics clubs for area elementary, middle and high school students in the Columbia Gorge region. We sponsored a Junior First Lego League competition for 7-9 year olds as well as the annual High School Wind Challenge, where local high school teams will research, design, build, test, and compete with a wind-turbine device designed to capture and use the available wind energy to complete the tasks. Various staff even coached their own robotics teams on their own time.

Google Gravity Games

Our mission statement “Building dreams and transforming lives by providing lifelong education programs that strengthen our community,” is encapsulated in this annual event sponsored by CGCC. Students from local high schools design and construct a soap box derby car that is powered only by gravity and then race them downhill through downtown The Dalles. This unique event is designed to promote the excitement of science, technology, engineering and mathematics (STEM) to students through real-life experience. In coordination with Google, CGCC is building dreams and partnerships in our community.

National Quality Recognition of Three Online Classes

Three of our online courses (English 260 Women Writers, Psychology 202A and Study Skills for College Learning 111A) received national recognition for course design through the Quality Matters Program. In addition, three faculty members received master reviewer certification through the program, which uses a peer-based approach to continuous improvement in online education and student learning.

Gorge Scholars Program

Gorge Scholars is a tuition waiver program available to eligible high school graduates. Eligible students receive full tuition waivers for up to eighteen credits per term, for up to two years. Tuition waivers will be awarded to the first twenty-four (24) students who submit a complete application packet and meet the eligibility requirements. Students must maintain a full-time course load, 3.25 cumulative CGCC GPA, and perform eight (8) hours of community service to maintain eligibility.

Columbia Gorge Regional Center of Innovation (RCI)

The RCI is a programmatic collaboration to align pre-kindergarten through post baccalaureate education, workforce training and industry needs. CGCC’s role is as a convener and facilitator of discussions between educational partners, universities, industry, workforce development partners and others. The college may act as the fiscal agent if programmatic funding is awarded. The RCI is being driven by the STEM industry in the Columbia Gorge, and many of the key success measures will be tied to the ability to hire locally for workforce needs. This activity is being supported by Google Corporation, Insitsu Corporation, many related businesses working through the Gorge Technology Alliance, the Wasco County School District, Hood River School District, Oregon State University, Oregon Technology University, Oregon Health and Science University, University of Oregon, Eastern Oregon University and private sector universities through the Alliance of Oregon

Independent Colleges and Universities (OAIUCU). In this regard, we have in place articulation agreements with Linfield College, Marylhurst University, Concordia University, and Portland State University. The goals of RCI at the state level include:

1. Engaging Oregon's P-20 institutions and other partners in ongoing problem solving dialogue leading to a culture of statewide, continuous improvement;
2. Focus, align and measure the value of state resources against models designed specifically to increase student success while decreasing historical gaps in student outcomes; and
3. Transitioning away from institutional silos and isolation of best practices, such that parents, students, teachers and leaders share knowledge, collaborate and build a statewide culture of cooperation rather than competition.

BUDGET STRUCTURE

The college budget structure is organized by fund and by cost center within the General Fund. Funds are grouped according to purpose or source of funds per Oregon Budget Law: General Fund, Special Revenue Funds, Capital Projects Funds, Debt Service Funds, Reserve Funds, Enterprise Funds, Fiduciary Funds, and Student Aid Funds (established to administer Federal, State and local student aid).

General Fund cost centers have been established for financial management and are consistent with State and Federal reporting requirements. Special revenue funds are organized according to function.

- All instructional cost centers and special revenue funds are grouped by the following student full-time equivalency (FTE) categories: General Academic Instruction, Career & Technical Education, Pre-College Programs (Developmental Education), Other Reimbursable (Self-Improvement) and Non-Reimbursable Instruction.
- General Fund budget appropriations are categorized as: Instruction, Academic Support, Student Services, Institutional Support, Financial Aid, Plant Operation and Maintenance, Contingency, Debt Service, and Transfers.
- Special Fund budget appropriations have separate totals for personnel services, materials and services, capital outlay, debt service, and inter-fund transfers.

BUDGET DEVELOPMENT

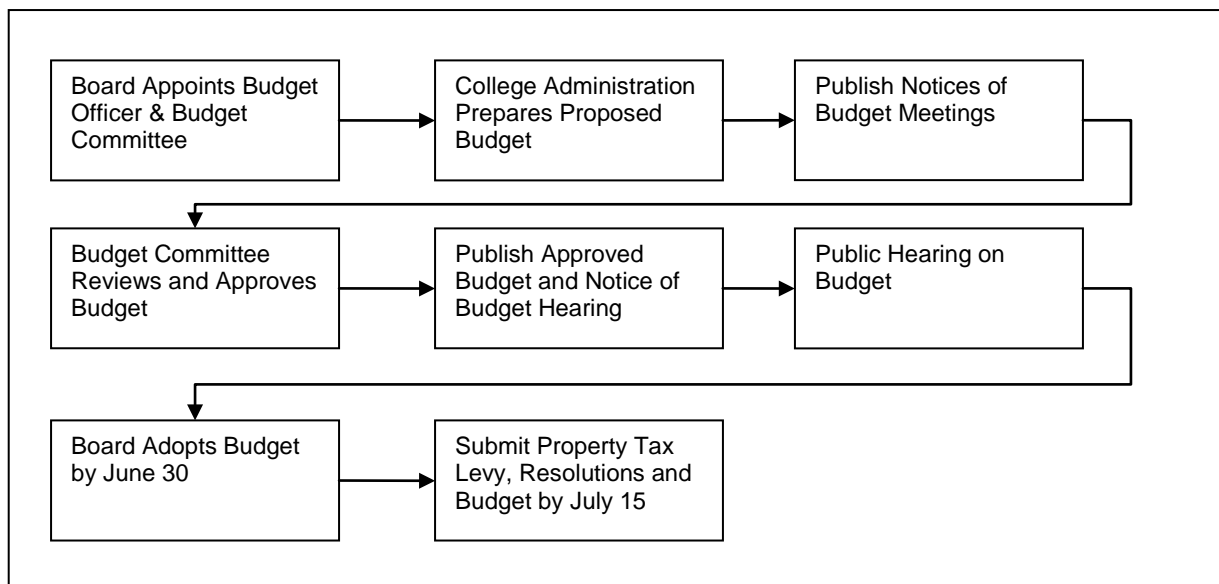
Accreditation standards require the college to demonstrate financial stability with sufficient cash flow and reserves to support its programs and services. Financial planning should reflect available funds, realistic development of financial resources, and appropriate risk management to ensure short-term solvency and anticipate long-term obligations, including payment of future liabilities. To meet the standards and provide

sound financial planning an internal budget projection is developed annually to ensure the college balances its resources and budget requirements to meet its mission and strategic plan.

This year, for the first time in the history of the college, we completed our planning processes prior to the budget process and completed a first cut of the budget build in January. We were then able to make use of our new Charter/budgeting system to review all of the budget line items and documentation reflected in the college Charter system. This transparent process included college wide engagement and a two-day Quality Council review.

Budget principles focus on students; maximize efficiencies in operations and instruction; align the budget with the strategic plan, accreditation standards, and planning processes; and expand resource development through grants, institutional advancement and the Columbia Gorge Community College Foundation.

Budget Process



GENERAL FUND

Revenue

The Community College Support Fund (CCSF) distribution model was used to estimate the amount of State revenue for Columbia Gorge Community College based on the Governor's proposed budget of \$428 million for community colleges for the 2013-15 biennium. Allowances have been made to allow for changes in the State CCSF funding after the budget has been adopted.

In the first year of the biennium, fiscal year 2013-14, CGCC expects to receive five payments totaling \$4,635,986. In the second year of the biennium, fiscal year 2014-15, CGCC is estimated to receive three payments projected to be \$2,820,374. The payment deferrals enacted by the 2003 Oregon State Legislature are expected to continue in future years. In 2013-14, State revenue represents approximately 47.7 percent of General Fund revenue and is projected to be 28.1 percent in 2014-15 due to the State's payment cycle.

Property tax revenue is estimated to increase by 5% as estimated by the Oregon Department of Revenue with a 93.1% collection rate and include current and prior years' taxes for Hood River and Wasco Counties. Other taxes budgeted are payments in lieu of property taxes to Wasco County. Property taxes represent 10.9 percent of General Fund revenue.

The tuition budget is dependent on the tuition rate, credit and non-credit enrollment and the level of write-offs. Tuition and fee revenues are budgeted on enrollment projections and adopted tuition rates. Enrollment for 2013-14 is projected to remain steady from the 2012-13 enrollment level. The College Board of Education approved tuition at the same rates as last year; \$89 per credit effective summer term 2013. Tuition and fees are grouped in three categories of tuition, instructional fees, and special fees and represent 38.6 percent of General Fund revenue.

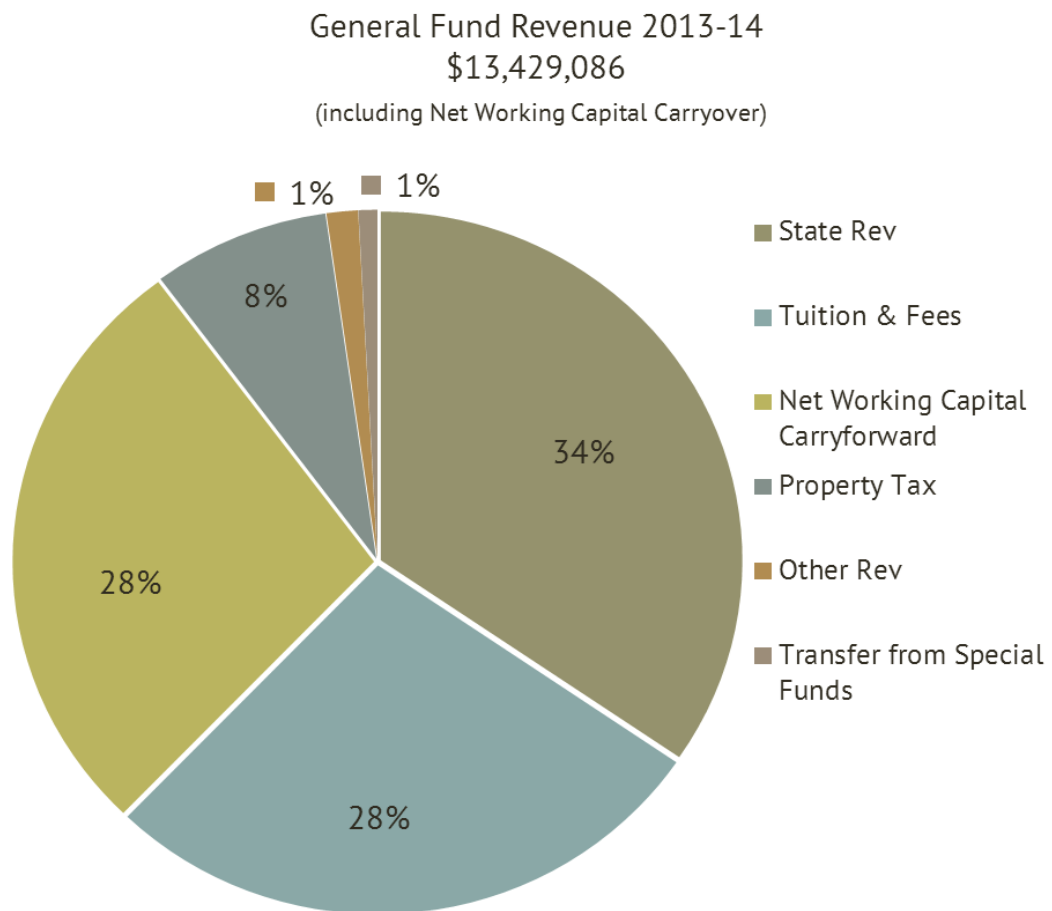
Other revenue sources include indirect cost recovery revenue, interest, unrestricted and restricted gifts and other income, and represents 1.5 percent of General Fund revenue. The college estimates total gifts of \$50,000, from health care partners designated to support nursing and nursing assistant programs. The college estimates total gifts of \$50,000, from RET partners designated to the RET programs and equipment for the Workforce Center.

The following schedule lists estimated sources of indirect cost recovery revenue.

Sources of Indirect Cost Recovery Revenue	FY 2013-14
Pathways Initiative State-Wide Director Grant	\$20,800
US DOL CASE GRANT -US DOL TAACCT GRANT	9,007
Pathways Initiative Projects and Technical Assistance Grant	5,218
Oregon Child Care Division	3,304
Career Pathways Innovation Grant	2,002
Total Indirect Cost Recovery Revenue	\$40,331

Sales and services revenue include library services, rental and vending and represents 0.1 percent of General Fund revenue.

The following chart summarizes the sources of General Fund revenue.



Transfers In

Transfers from Special Funds are estimated to be \$113,632 and depend on the financial results of special fund activities. The largest transfer to the General Fund is from the Building Lease Fund in the amount of \$104,750. The following schedule of inter-fund transfers lists the budgeted transfers to the General Fund from Special Funds. Transfers from Special Funds represent 1.2 percent of General Fund revenue.

Transfers to General Fund from Special Funds	FY 2013-14
Building Lease Fund	\$104,750
Food Service	\$7,378
Fundamentals of Care-giving Fund	1,500
Non Reimbursable Community Education Fund	1
Elderhostel Fund	1
Health Occupations Customized Training Fund	1
Customized Training Fund	1
Total Transfers to General Fund from Special Funds	\$113,632

Expenses

The proposed General Fund budget is allocated by function. Instruction accounts for 30.7 percent of the budget. Institutional support accounts for 27.1 percent of the budget. Student Services accounts for 9.6 percent of the budget. Plant Operations and Maintenance accounts for 8.3 percent of the budget. Academic Support accounts for 8.2 percent of the budget. Student financial aid accounts for 0.6 percent of the budget. Debt Service accounts for .9 percent of the budget. Transfers to Special Funds accounts for 8.3 percent of the budget.

The contingency budget of \$750,000 represents 5.8 percent of total expenditures as compared to the prior year's percent of adjusted budget of 3.4 percent as of April 15, 2013. The contingency budget accounts for the uncertainty in the level of State appropriations, pending payroll benefit cost increases and other unanticipated expenditures or revenue shortfalls.

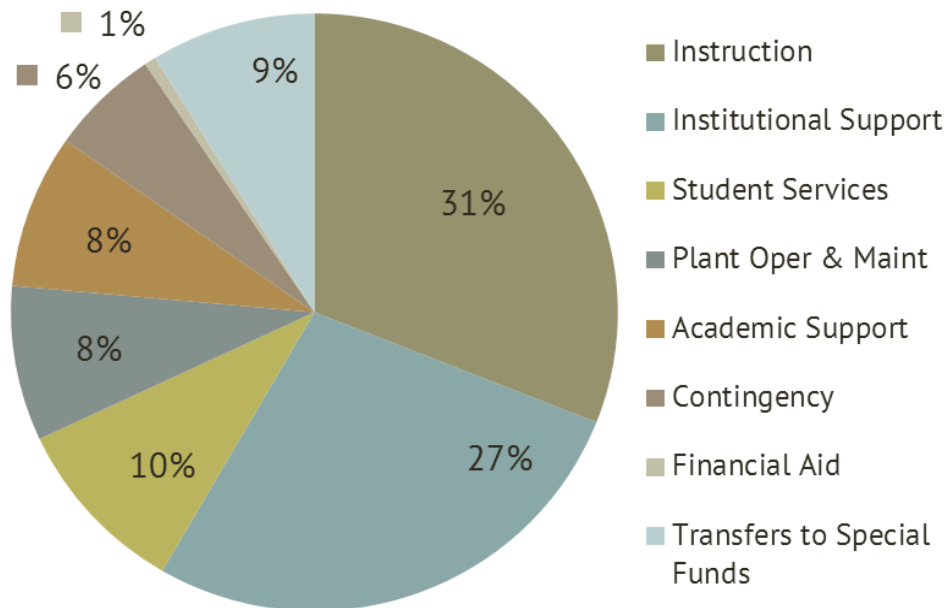
The following table shows the allocation of expenses for the college by functional classification for the 2013-14 proposed budget as compared to the 2012-13 adjusted budget as of April 15, 2013.

General Fund 2013-14 Proposed Expenditures and Requirements
As compared to the 2012-13 Adjusted Budget

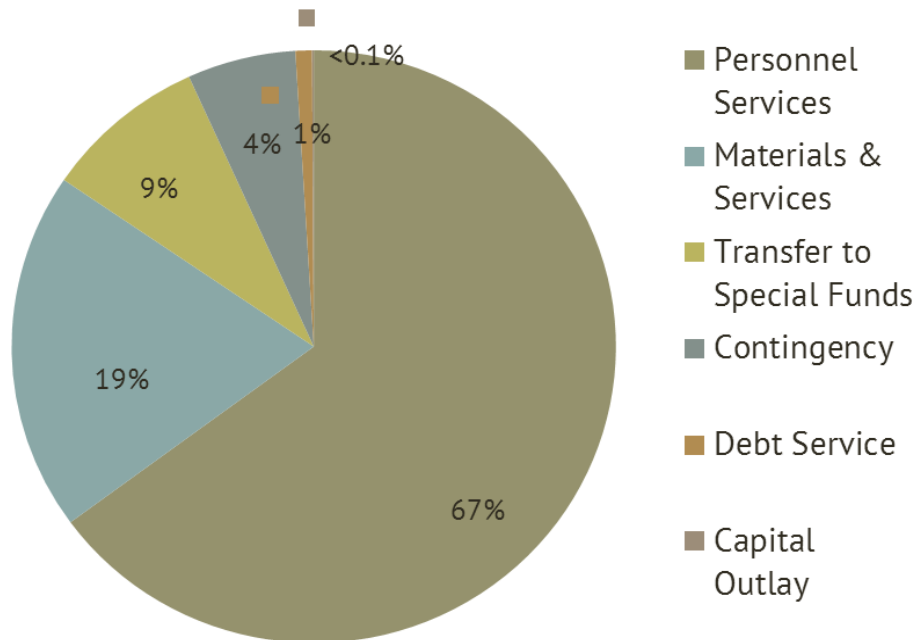
Function	2012-13 Adjusted Budget	2012-13	2013-14 Proposed Budget	2013-14
Instruction	\$3,999,926	38.1%	\$3,969,873	30.7%
Institutional Support	2,870,081	27.3%	3,501,214	27.1%
Student Services	1,094,022	10.4%	1,239,350	9.6%
Plant Operations & Maintenance	1,068,897	10.2%	1,072,811	8.3%
Academic Support	1,046,795	10%	1,064,992	8.2%
Contingency	351,833	3.4%	750,000	5.8%
Debt Service	0	0%	113,927	.9%
Student Financial Aid	35,867	0.3%	78,674	.6%
Total Expenditures (excluding transfers)	10,467,421	99.7%	\$11,790,841	91.3%
Transfers	30,000	0.3%	1,125,895	8.7%
Total Requirements	\$10,497,421	100.0%	\$12,916,736	100.0%

The following charts summarize proposed General Fund requirements, by function and by object classification.

General Fund Requirements by Function 2013-14
\$12,916,736
(includes transfers to special funds)



General Fund Requirements by Object Classification
 2013-14
 \$12,916,736



Wage, Salary, and Employer Payroll Expense Factors

Personnel expenses account for 66.9 percent of the General Fund budget and 42.6 percent of all funds. Personnel expenses include wages and salaries and associated employer payroll taxes, expenses and benefits.

Collective bargaining agreements (CBA) set wage and salary placements and amounts for represented employees. The two-year faculty CBA renewed July 1, 2012. Budget estimates are based on current full-time or part-time faculty salary schedules that include a 6% salary step movement for calendar year 2013. The three-year classified CBA renewed July 1, 2012. Budget estimates are based on classified position placement and projected step movement during the year.

Administrative and confidential employees' salaries are based on the salary schedule approved by the CGCC Board of Education on January, 2013 and are projected to receive step increases in 2013-14, if eligible.

The budget document details other payroll expenses within each cost center or special fund. Social security taxes include 6.2% FICA and 1.45% Medicare tax. Workers

compensation premiums are estimated to be 3.9% of wages for custodial and maintenance employees and 0.47% of wages for all other employees based on the current year's premiums. The State Workers Benefit Fund Assessment to employers is based on the current rate of 1.65 cents per hour worked. Unemployment insurance tax is estimated to be 2.3% of wages up to \$34,100 per year based on the current 2013 rate.

The Oregon Public Employees Retirement System (PERS) employer contribution rates are set every two years based on actuarial valuations. The PERS employer rates for 2013-15, effective July 1, 2013 through June 30, 2015, are based on the December 31, 2011 valuations. The PERS rate applied to Tier 1 and Tier 2 members is 21.03% of wages which is the total of the payment to PERS of 15.42% plus the 5.61% rate credit that funds the debt service of the pension bonds. The Tier 1 and Tier 2 rate for the upcoming biennium added 4.76% to the current rate of 16.27%, which represented a 29% increase. The Oregon Public Services Retirement Plan (OPSRP) rate is 19.13% of wages which is the total of the payment to PERS of 13.52% plus the 5.61% rate credit that funds the debt service of the pension bonds. The OPSRP rate for the upcoming biennium added 4.52% to the current total rate of 14.61%, a 31% increase.

The following table shows the current CGCC employer rate history since January 1, 2004 when PERS legislative reforms took effect creating OPSRP. Rates are expected to increase in subsequent years. The PERS employer contributions represent approximately 30% of the total cost for other payroll expenses. These rates do not include the mandatory 6 percent employee contribution for eligible employees.

	Effective Dates	Net PERS Rate	PERS UAL Rate Credit	Total PERS Expense
PERS Tier 1&Tier 2	1/1/2004-6/30/2005	0.0064	0.1062	0.1126
	7/1/2005-2/28/2006	0.0502	0.1071	0.1573
	3/1/2006-6/30/2007	0.0502	0.0637	0.1139
	7/1/2007-6/30/2009	0.0409	0.1091	0.1500
	7/1/2009-6/30/2011	0.0288	0.0913	0.1201
	7/1/2011-6/30/2013	0.1063	0.0564	0.1627
	07/1/2013-6/30/2015	0.1542	0.0561	0.2103
	OPSRP	1/1/2004-6/30/2005	0.0804	0.0000
7/1/2005-2/28/2006		0.0804	0.0000	0.0804
3/1/2006-6/30/2007		0.0167	0.0637	0.0804
7/1/2007-6/30/2009		0.0656	0.1091	0.1747
7/1/2009-6/30/2011		0.0352	0.0913	0.1265
7/1/2011-6/30/2013		0.0897	0.0564	0.1461
07/1/2013-6/30/2015		0.1352	0.0561	0.1913

Disability, life insurance, and accidental death and dismemberment insurance are provided to full-time employees through the Oregon Educator’s Benefit Board and Standard Insurance Company. The long term disability insurance premium rate is budgeted to be .0021 of wages up to \$13,333 per month. The life and AD&D insurance premium rate is budgeted to be \$1.19 per \$10,000 coverage per month.

The employer cost of health insurance represents approximately 43% of the total cost for other payroll expenses. The total employer cost of health insurance premiums has exceeded PERS employer contributions since fiscal year 2008-09.

Transfers Out

A transfer of \$850,000 from the General Fund to the Reserve Fund for General Operations is budgeted from beginning fund balance for use in future years. A transfer of \$133,395 from the General Fund to the Reserve Fund for Facilities and Grounds Maintenance is budgeted to increase the balance to \$450,000. A transfer of \$80,000 from the General Fund to Gorge Scholars represents tuition waivers to support an estimated 20 students at 15 credits a term for the first year. A transfer of \$25,000 from the General Fund to the Reserve Fund for Instructional Equipment Replacement. This is the first year of establishing this fund to account for replacement plans for equipment used for instruction. A transfer of \$25,000 from the General Fund to the Federal Student Aid Fund is budgeted as required program matching funds. A transfer from the General Fund of \$12,500 to the Co-curricular Activities Fund is budgeted to balance resources and requirements of planned co-curricular activities; Humanities Series and Soccer. The following schedule of inter-fund transfers lists the budgeted transfers to Special Funds from the General Fund.

Transfers to Special Funds from General Fund	FY 2012-13
Transfer to Reserve Fund for General Operations from General Fund	\$850,000
Transfer to Reserve Fund for Facilities and Grounds Maintenance from General Fund	133,395
Transfer to Gorge Scholar Program	80,000
Transfer to Reserve Fund for Instructional Equipment Replacement	25,000
Transfer to Federal Student Aid from General Fund	25,000
Transfer to Co-curricular Activities Fund from General Fund	12,500
Total Transfers to Special Funds from General Fund	\$1,125,000

General Fund Net Working Capital Carry-over or Fund Balance

The un-appropriated ending fund balance is an amount set aside in the budget to be carried over to the next year's budget. It provides the college with cash until revenues are received later in the year. This amount cannot be transferred by resolution or used through a supplemental budget, unless necessitated by a qualifying emergency.

The General Fund net working capital carryover or beginning fund balance is estimated to be \$3,706,281 on July 1, 2013. Of the beginning fund balance, a total of \$850,000 will be transferred to the Reserve Fund for General Operations for use in 2014-15. A total of \$750,000 is budgeted in contingency to offset the difference between current year revenue and current year expense leaving an un-appropriated ending fund balance on June 30, 2013 of \$512,349.

Reserve Fund for General Operations Actual and Estimated Transactions

- 2009-2011 Established Reserve Fund with \$2,313,224 from General Fund in 2010-11

- 2011-2013 Added \$731,107 to Reserve Fund from General Fund in 2011-12
 Transfer \$1,947,305 to General Fund in 2012-13

- 2013-2014 Transfer balance of \$850,000 to Reserve Fund from General Fund in 2013-14
 Transfer \$1,700,000 to General Fund in 2014-15

SPECIAL FUNDS

Per Oregon Budget Law requirements, this budget document includes all special revenue funds and other funds with activity in the current year, prior two fiscal years, or the proposed budget year. Funds are grouped according to purposes or source of funds per Oregon Budget Law. Special Fund budget appropriations have separate totals for personal services, materials and services, capital outlay, debt service, and inter-fund transfers.

Special Revenue Funds – Career & Technical Education

- The Carl D. Perkins Title I Grant Fund accounts for the Carl D. Perkins funds which support the enhancement of Technical Education programs to better prepare students for a future in the workforce.
- The Health Occupations Customized Training Fund is used to record revenues and expenditures relating to specialized health occupations training programs offered under customized training contracts.
- The U.S. Department of Labor WIA Section 171 Grant Fund accounts for an earmark grant to infuse other renewable energy technology in the RET curriculum.
- The U.S. Department of Labor State Energy Sector Partnership Grant Fund will account for the launch of the Oregon Green Tech Certificate which will prepare entry level workers in industries that are associated with or support green jobs.
- The Customized Training Fund is used to record revenues and expenditures relating to specialized training programs offered to businesses and organizations.
- The Small Business Development Center (SBDC) Program Income Fund accounts for Small Business Development Center program income and expenditures.
- The Federal SBDC Grant Fund accounts for Federal Small Business Administration Small Business Development Center Grant.
- The State SBDC Grant Fund accounts for State Small Business Development Center Grant.
- The Fundamentals of Care-giving Fund accounts for the contract with the State of Washington to provide fundamentals of care-giving training.

Special Revenue Funds – Developmental Education

- The TITLE II AEFLA Comprehensive Grant Fund accounts for the Title II Adult Education and Family Literacy Act Comprehensive Grant received through the Department of Community Colleges and Workforce Development.
- The Outreach Tutoring Grant Fund accounts for the outreach tutoring grant through the Department of Community Colleges and Workforce Development to provide Outreach Project tutoring services for adult literacy students.
- The English Language Civics Grant Fund accounts for the English Languages Civics Grant from the Department of Community Colleges and Workforce Development.
- Title II Program Income Fund accounts for GED tuition, ESOL tuition, Pre college tuition, and expenditures.
- The Gorge Literacy Fund accounts for Columbia Gorge Community College literacy activities.
- US DOL CASE Grant accounts for CGCC'S portion of the CASE grant, a consortium grant to increase attainment for unemployed/underemployed workers.

Special Revenue Funds – Non-reimbursable Instruction

- The Non-Reimbursable Community Education Fund accounts for the revenue and expenses of self-supporting community education classes.
- The Elderhostel Fund accounts for the revenue and expenditures of the College's Elderhostel program. Elderhostel is a network of colleges and educational institutions offering travel and educational programs to adults over the age of 21.

Special Revenue Fund – Student Services

- The Career Pathways Innovation Fund accounts for the support of Computer Application/Office Systems and Business program completions for low skilled adults.

Special Revenue Funds – Public Service

- The Oregon Child Care Resource and Referral Network Fund accounts for the grant with the Oregon Child Care Resource and Referral Network from funding provided by the U.S. Department of Health and Human Services which supports the College's Child Care Resource and Referral Program.
- The Child Care Resource and Referral Fund accounts for tuition and food handler certification test fee revenue and expenses of the Child Care Resource and Referral Program.
- The Department of Human Services Integrated Child Care Grant Fund accounts for the contract from the Oregon Department of Human Services for the integrated child care program from funding provided by the U.S. Department of Health and Human Services.
- The Co-curricular Activities Fund accounts for program income and expenditures of the Spring Humanities Series sponsored by Columbia Gorge Community College and related expenditures.
- The Pathways Initiative State-Wide Director Grant Fund accounts for the grant with the State of Oregon through the Department of Community Colleges and Workforce Development to provide a state-wide director and related expenditures in support of the career pathways state-wide initiative.
- The Pathways Initiative Projects & Technical Assistance Grant Fund accounts for the contract with the State of Oregon through the Department of Community Colleges and Workforce Development to provide technical assistance for career pathways state-wide initiative.
- The Oregon Council for the Humanities Grant Fund accounts for a proposed National Endowment for the Humanities grant through the Oregon Council for the Humanities in support of the Spring Humanities Series sponsored by Columbia Gorge Community College.

Special Revenue Fund – Institutional Support

- The U.S. Department of Education Title III Fund accounts for the five year developing institutions grant awarded in 2010-11.
- The Insurance Fund accounts for the unanticipated receipt of insurance claim proceeds and expenditures.

Special Revenue Funds – Non-operating

- The Building Lease Fund accounts for lease revenue and expenditures of facilities and office space to state agencies, public entities and non-profits and provide transfers to the General Fund.
- The Food Service Fund accounts for revenues and expenditures of the campus food service contract.

Capital Project Funds

- The Capital projects Fund 301 accounts for Capital One loan obtained to purchase property in Hood River and complete site improvements. As approved by the Board of Education in April, 2013.
- The State Capital Projects Fund 302 accounts for State of Oregon capital construction and improvements projects. The budget for 13-14 accounts for the receipt and expenditure of Oregon Lottery bonds to fund equipment purchase for the nursing lab as approved by the 2013 Oregon Legislature.

Debt Service Funds

- The Debt Service Fund - District G.O. Bonds accounts for the accumulation of resources to pay the principal and interest on General Obligation Bonds, Series 2005 approved by district voters of Hood River and Wasco Counties. These bonds were refinanced in fiscal year 2012-2013.
- The Pension Bond Debt Service Fund accounts for the accumulation of resources to pay the principal and interest on pension obligation bonds issued by the College in 2003 and is funded by a credit to the College's PERS employer rate beginning May 1, 2003.

Reserve Funds

- Established in FY 2005-2006, the Reserve Fund for Facilities and Grounds Maintenance provides funding for long term facilities and grounds maintenance expenditures. Any funds not expended will remain in the fund for future use. A budgeted transfer will increase the balance to \$450,000.
- Established in FY 2010-11, the Reserve Fund for General Operations provides future funding for general operations. Transfers are budgeted between the General Fund and the Reserve Fund to smooth the effects of the uneven community college

support fund payments in each year of the biennium. The remaining balance is expected to be depleted in the following biennium.

- Established in FY 2013-2014, the Reserve Fund for Instructional Equipment Replacement provides funding for replacement of instructional equipment as the useful life expires. Any funds not expended will remain in the fund for future use. A budgeted transfer will increase the balance each year.

Enterprise Fund

The College Bookstore Fund accounts for revenue and expenditures of the College bookstore which stocks student textbooks and supplies, general merchandise and items for internal sales to college departments. The proposed budget supports a retail bookstore on The Dalles campus and for counter service on the Hood River Indian Creek campus.

Fiduciary or Agency Funds

Six fiduciary funds account for the financial activities of student organizations.

- The Student Council Fund accounts for receipts and expenses for student activities and fund raisers separate from the General Fund.
- The Phi Theta Kappa Fund accounts for student honor society activities separate from the General Fund.
- Environmental Club Fund
- Student Nurse Association Fund
- Delta Energy Club
- Multicultural Club

Student Aid Funds

- The Federal Student Aid Fund accounts for the College's participation in US Department of Education Title IV Federal student aid programs (Pell Grant, Federal Supplemental Educational Opportunity Grant, Federal Work-Study, and Direct Loan programs). CGCC administration of Title IV programs began the summer of 2011.
- The Oregon Student Aid Fund accounts for Oregon Opportunity Grants and Oregon Student Assistance Commission Scholarships. CGCC administration of Oregon student aid programs began in the 2011-12 academic year.
- The CGCC Foundation Scholarship Fund accounts for the scholarships awarded by the CGCC Foundation. This fund will account for scholarship activity previously recorded through accounts receivable as third-party agency payments.

- The Third Party Scholarship and Loan Fund accounts for third party scholarships and credit based education loans. This fund will account for scholarship activity previously recorded through accounts receivable as third-party agency payments.
- Gorge Scholars is a new fund created in FY 2013-2014 to account for the new Gorge Scholars program being offered at CGCC. This fund will account for tuition waivers only for students meeting the requirements established.

Inactive Special Revenue Funds

The following special funds will become inactive at the close of the 2012-13 due to program, contract, or grant close-outs and completed projects:

- The Mid-Columbia Economic Development District Intergovernmental Agreement Fund
- The Accountability Grant Fund
- The Program Improvement Grant Fund
- Learning Standards Grant
- The Wasco County Commission for Children and Families
- The Debt Service Fund - Wasco County G.O. Bonds

BUDGET PRIORITIES

With permanent locations in Hood River and The Dalles, Columbia Gorge Community College is positioned to serve students, the community, business and industry with its comprehensive community college mission. With prudent fiscal management and budgeting that links funding with strategic planning and core theme objectives, the college will sustain its mission while facing the realities of tough economic times. To assure sustainability, the college will continue to focus on protecting and developing the college's intellectual capital; serving students, the community, business and industry; developing resources; and maintaining infrastructure. This focus on financial sustainability will ensure our mission focus on our core themes - opportunities, education, and partnerships.

Supports Building Dreams through Opportunities

The proposed budget supports the college's core theme objectives by providing a broad array of education and training programs through general academic instruction, career and technical education, adult continuing education, and customized training designed to meet regional workforce needs. The budget supports signature programs in health occupations and renewable energy technology through the General Fund and grant support. The budget supports using multiple modes of effective teaching, learning and service strategies by providing facility locations in two counties, in-person and online

instructional, and student support services. The budget supports serving the diversity of students in the district by providing outreach advising services in area high schools, disabilities advising, and providing training to English as second language speakers.

Supports Transforming Lives through Education

The budget supports adapting curriculum and programs for careers by providing resources to support administrative structures to perform program reviews, assessments and provide continuing education. Distance learning resources will be primarily focused on assisting faculty in the use of instructional technologies, increase training for faculty in the use of Quality Matters Standards, and implementing an online class and faculty observation/evaluation process. The budget supports administration to provide partnerships to provide a seamless P-20 education. The budget provides public services through grants that support child care resource and referral programs. The budget supports state-wide career pathways activities by serving as the fiscal agent for the State-wide Director of Career Pathways who coordinates and provides technical assistance for pathways efforts at all 17 community colleges. The budget fosters student success through funding appropriate student services, student organizations and co-curricular activities. The budget supports administration of Federal and State student aid. The budget provides for business operations support to provide appropriate financial services that support college operations, grant activities and to meet legal requirements.

Supports Strengthening Our Communities through Partnerships

The budget supports business and industry with a quality workforce by providing customized training opportunities and providing Small Business Development Center services that provide technical assistance and specialized training to small businesses. The budget supports creating effective external relations through funding of the Governing Board, President's office, and Resource Development activities, and by funding public information and marketing activities. The college budget reflects the emphasis on fund-raising efforts to seek additional funding through a combination of partnership contributions, Federal and State sources, private foundations and through activities of the Columbia Gorge Community College Foundation. The U.S. Department of Education Title III developing institution grant will provide necessary funding to launch new processes, and add staffing infrastructure in support independent accreditation in the areas of institutional research, resource development, student services and information technology services.

PROPERTY TAX LEVIES

The Budget Committee and Board of Education are expected to approve the following property tax levies for 2013-14.

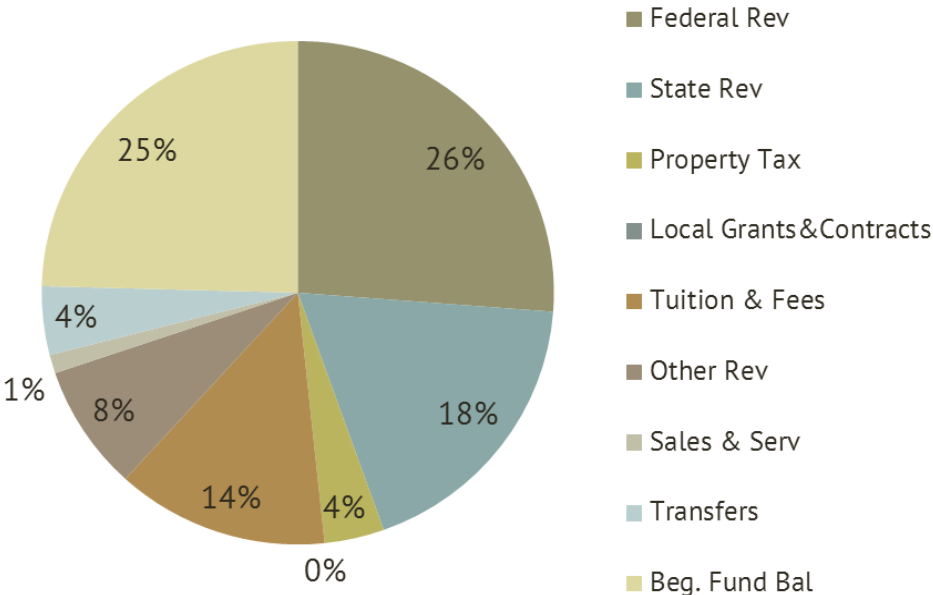
- A permanent tax rate levy of \$0.2703 per \$1,000 of taxable assessed value for the Columbia Gorge Community College District.
 - A property tax levy in the amount of \$1,379,013 for the Debt Service Fund - District General Obligation Bonds in Hood River and Wasco Counties – The final bonds mature on June 15, 2025.
-

SUMMARY

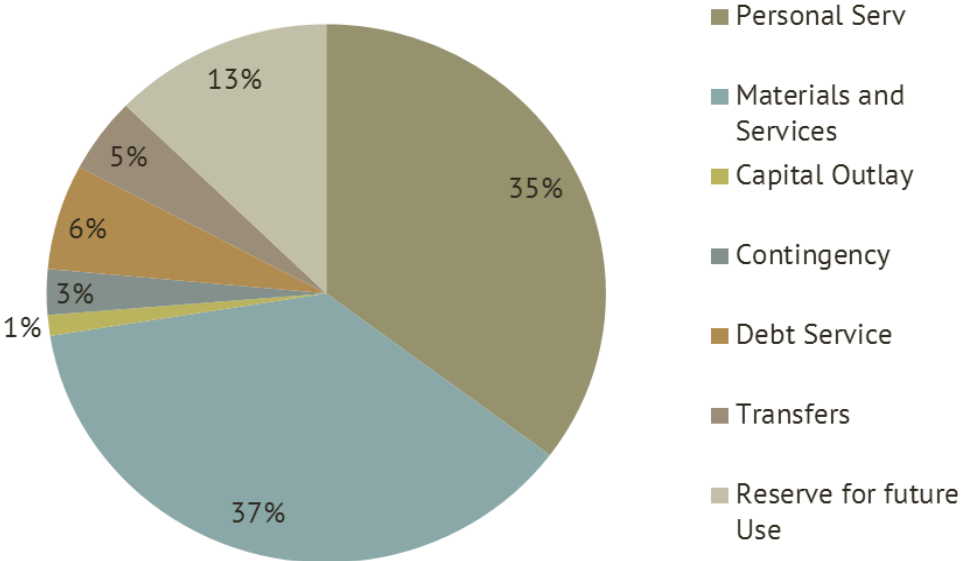
The proposed 2013-14 budget represents the financial plan of the college's key focus areas for the first year of the 2013-15 biennium. This budget supports the operations of The Dalles and Hood River-Indian Creek. This budget includes development of new processes, procedures and organizational structures to support the college's steps toward independent accreditation. Limited available resources and increased costs of operation will continue to challenge the college in providing high quality and comprehensive academic and support services to the district. The college expects to continue its successful fund-raising efforts to attract unrestricted and restricted gifts and to seek State and Federal grants that meet local and regional needs.

The following charts summarize total proposed funds revenue and total proposed funds requirements by both function and object classification excluding inter-fund transfers.

Total Funds Revenue 2013-14
\$28,163,001



Total Funds Expenditures 2013-14
\$27,475,145



Ending Fund Balance \$687,145

The un-appropriated fund balance across all funds is \$687,145 (\$512,349 in General Fund working capital and \$174,796 in Debt Service funds). The amount reserved for future expenditures across all funds is \$3,494,220 (includes General Fund reserves for three payment year, amount reserved for the Pension Debt Service Fund and the College Bookstore).

COLUMBIA GORGE COMMUNITY COLLEGE
BUDGET CONTENTS

	Page
100 GENERAL FUND	
RESOURCES	1
REQUIREMENTS	3
SUMMARY OF GENERAL FUND EXPENSES BY OBJECT CLASSIFICATIONS	6
 INSTRUCTION	
GENERAL ACADEMIC INSTRUCTION	
101 ARTS & HUMANITIES	8
102 BUSINESS ADMINISTRATION	10
105 HEALTH AND WELLNESS	11
106 MATH	12
107 SCIENCE	14
108 SOCIAL SCIENCE	17
109 FIRST AID & CPR	18
110 EARLY COLLEGE	19
 CAREER & TECHNICAL EDUCATION PREP	
121 COMPUTER APPLICATIONS/OFFICE SYSTEMS	20
122 COMPUTER SCIENCE	21
125 EMERGENCY MEDICAL TECHNICIAN PROGRAM	22
127 NURSING	23
128 OTHER PROFESSIONAL TECHNICAL	25
129 PRE-COLLEGE MATH	26
130 RENEWABLE ENERGY	27
131 MEDICAL ASSISTING	29
133 HEALTH OCCUPATIONS	30
 CAREER & TECHNICAL ED SUPPLEMENTAL	
141 NURSING ASSISTANT/CERTIFIED MEDICATION AIDE	31
142 SMALL BUSINESS DEVELOPMENT CENTER	32
143 SMALL BUSINESS MANAGEMENT	33
 PRE-COLLEGE (DEVELOPMENTAL EDUCATION)	
161 PRE COLLEGE	34
162 ENGLISH SPEAKERS OF OTHER LANGUAGES	36
163 POST SECONDARY REMEDIAL	37
 OTHER REIMBURSEABLE INSTRUCTION	
171 ADULT CONTINUING EDUCATION	41
172 HEALTH AND SAFETY ADULT EDUCATION	42
173 SPANISH GED	43
inactive	

COLUMBIA GORGE COMMUNITY COLLEGE
BUDGET CONTENTS

	Page
ACADEMIC SUPPORT	
201 INSTRUCTIONAL ADMINISTRATION	40
203 DISTANCE EDUCATION & INSTRUCTIONAL TECHNOLOGY	41
204 INSTRUCTIONAL STAFF DEVELOPMENT	42
221 LIBRARY	43
STUDENT SERVICES	
301 REGISTRATION AND ADMISSIONS	45
302 ADVISING	46
303 FINANCIAL AID ADMINISTRATION	47
304 CAREER SERVICES	48
305 STUDENT RECOGNITION	49
306 ADA SERVICES	50
310 STUDENT SUCCESS INITIATIVES (FOUNDATIONS OF EXCELLENCE)	51
311 ACHIEVING THE DREAM INITIATIVE	52
312 STRATEGIC ENROLLMENT MANAGEMENT	52
321 GED TESTING	54
331 STUDENT GOVERNMENT	55
332 PHI THETA KAPPA	56
INSTITUTIONAL SUPPORT	
501 GOVERNING BOARD	57
502 PRESIDENT'S OFFICE	58
503 PUBLIC INFORMATION AND COMMUNICATIONS	60
504 ELECTIONS	61
505 ACCREDITATION	62
511 BUSINESS OFFICE	63
512 INSURANCE LEGAL AUDIT	65
521 HUMAN RESOURCES	66
531 RESOURCE DEVELOPMENT	68
541 INFORMATION TECHNOLOGY SERVICES	69
551 COMMUNICATIONS	70
FINANCIAL AID	
601 FINANCIAL AID	71
PLANT OPERATION AND MAINTENANCE	
701 FACILITIES SERVICES	72
702 BUILDING MAINTENANCE	74
703 GROUNDS MAINTENANCE	75
704 CUSTODIAL SERVICES	76
705 UTILITIES	77

COLUMBIA GORGE COMMUNITY COLLEGE
BUDGET CONTENTS

		Page
CONTINGENCY		
911 CONTINGENCY		78
921 DEBT SERVICE	inactive	78
931 TRANSFERS		78
 GENERAL ACADEMIC INSTRUCTION		
 CAREER & TECHNICAL EDUCATION		
210 CARL D PERKINS TITLE I		82
216 HEALTH OCCUPATIONS CUSTOMIZED TRAINING		84
217 CARL D PERKINS RESERVE FUND		
US DEPARTMENT OF LABOR COMMUNITY-BASED JOB TRAINING	inactive	85
218 RENEWABLE ENERGY TECHNOLOGY GRANT	inactive	87
221 US DEPARTMENT OF ENERGY GRANT	inactive	89
222 US DEPARTMENT OF LABOR WIA SECTION 171 GRANT	inactive	90
223 US DEPARTMENT OF LABOR STATE ENERGY SECTOR PARTNERSHIP GRANT	inactive	92
 CAREER & TECHNICAL EDUCATION - SBDC		
225 CUSTOMIZED TRAINING		94
227 SBDC PROGRAM INCOME		96
228 FEDERAL SBA SBDC GRANT		98
229 STATE SBDC GRANT		99
230 FUNDAMENTALS OF CAREGIVING		100
232 MID-COLUMBIA ECONOMIC DEVELOPMENT DISTRICT	inactive	101
 DEVELOPMENTAL EDUCATION - FEDERAL SOURCES		
240 TITLE II AEFLA COMPREHENSIVE GRANT		102
241 ACCOUNTABILITY GRANT	inactive	103
242 PROGRAM IMPROVEMENT GRANT	inactive	104
243 TUTORING GRANT		105
244 ENGLISH LANGUAGE CIVICS GRANT		116
246 LEARNING STANDARDS GRANT - inactive		107
253 TITLE II PROGRAM INCOME		109
 DEVELOPMENTAL EDUCATION - LOCAL SOURCES		
251 GORGE LITERACY		108
 SPECIAL REVENUE FUNDS - ACADEMIC SUPPORT		
255 CASE GRANT		111
257 WASCO COUNTY COMMISSION ON CHILDREN AND FAMILIES	inactive	113
 NON REIMBURSEABLE INSTRUCTION		
265 NON REIMBURSEABLE COMMUNITY EDUCATION		114
266 ELDERHOSTEL PROGRAM		115
 SPECIAL REVENUE FUNDS - STUDENT SERVICES		

COLUMBIA GORGE COMMUNITY COLLEGE
BUDGET CONTENTS

		Page
267 GREEN LABOR MARKET INFORMATION IMPLEMENTATION GRANT	inactive	116
268 CAREER READINESS CERTIFICATE IMPLEMENTATION GRANT	inactive	117
269 OREGON STUDENT ASSISTANCE COMMISSION (OSAC) PROGRAM		118
270 CAREER PATHWAYS INNOVATION FUND		119
272 FIRST YEAR PERSISTENCE DEVELOPMENT PROJECT	inactive	121
SPECIAL REVENUE FUNDS – PUBLIC SERVICE		
275 OREGON CHILD CARE RESOURCE & REFERRAL NETWORK		122
276 CHILD CARE RESOURCE & REFERRAL		125
277 DEPARTMENT OF HUMAN SERVICES INTEGRATED CHILD CARE GRANT		127
278 CO-CURRICULAR ACTIVITIES FUND		129
283 CAREER PATHWAYS PROGRAM INCOME FUND		130
284 PATHWAYS INITIATIVE STATE-WIDE DIRECTOR GRANT		131
286 PATHWAYS INITIATIVE PROJECTS & TECHNICAL ASSISTANCE GRANT		134
287 OREGON COMMUNITY COLLEGES GREEN INITIATIVE 2009-2011	inactive	135
288 OREGON COUNCIL FOR THE HUMANITIES GRANT		136
290 INFANT/TODDLER PROJECT ARRA GRANT	inactive	137
291 PATHWAYS GREEN LABOR MARKET INFORMATION	inactive	139
292 TECHNICAL ASSISTANCE COMPLETION INNOVATION CHALLENGE APPL	inactive	140
SPECIAL REVENUE FUNDS - INSTITUTIONAL SUPPORT		
103 US ED TITLE III GRANT		80
285 INSURANCE FUND		133
SPECIAL REVENUE FUNDS - PLANT OPERATION & MAINTENANCE		
294 TRI-COUNTY RECYCLING GRANT	inactive	141
SPECIAL REVENUE FUNDS - NONOPERATING		
296 BUILDING LEASE FUND		142
297 FOOD SERVICE		144
CAPITAL PROJECTS FUNDS		
301 CAPITAL PROJECTS FUND	inactive	145
302 STATE CAPITAL PROJECTS FUND		148
304 DEFERRED MAINTENANCE CAPITAL PROJECTS FUND	inactive	149
DEBT SERVICE FUNDS		
401 DEBT SERVICE FUND WASCO GO BONDS		150
402 DEBT SERVICE FUND DISTRICT GO BONDS		151
451 DEBT SERVICE FUND PENSION BONDS		152
RESERVE FUNDS		
501 RESERVE FUND - FACILITIES & GROUNDS MAINTENANCE		153
502 RESERVE FUND - GENERAL OPERATIONS		154
503 RESERVE FUND – INSTRUCTIONAL EQUIPMENT REPLACEMENT		155

COLUMBIA GORGE COMMUNITY COLLEGE
BUDGET CONTENTS

	Page
ENTERPRISE FUND	
601 COLLEGE BOOKSTORE	156
FIDUCIARY FUNDS	
711 ENVIRONMENTAL CLUB FUND	158
712 PHI THETA KAPPA FUND	159
713 STUDENT COUNCIL FUND	160
714 STUDENT NURSE ASSOCIATION FUND	161
715 JAPANESE CLUB FUND	inactive 162
716 DELTA ENERGY CLUB FUND	163
717 MULTICULTURAL CLUB FUND	164
STUDENT AID FUNDS	
800 FEDERAL STUDENT AID FUND	165
801 OREGON STUDENT AID FUND	167
802 CGCC FOUNDATION SCHOLARSHIP FUND	168
803 THIRD PARTY SCHOLARSHIP & LOAN FUND	169
804 GORGE SCHOLARS	170

COLUMBIA GORGE COMMUNITY COLLEGE

Account Number	Prj	Description	Actual 2010-11	Actual 2011-12	ADJ Bgt 2012-13	% of Total	Proposed 2013-14	Approved 2013-14	Adopted 2013-14	\$Chg Incr(Decr)	% of Prior Bgt	% of Total
GENERAL FUND RESOURCES												
STATE SOURCES												
100-00-000-00-4111	0000	STATE COMMUNITY COLLEGE SUPPORT	2,593,282	4,540,431	2,539,174		4,635,986	4,635,986	4,635,986	2,096,812	183%	
TOTAL STATE SOURCES			2,593,282	4,540,431	2,539,174	26.7%	4,635,986	4,635,986	4,635,986	2,096,812	183%	47.7%
LOCAL SOURCES - PROPERTY TAX												
100-00-000-00-4201	0000	WASCO CURRENT PROPERTY TAX	430,524	451,303	463,477		488,762	488,762	488,762	25,285	105%	
100-00-000-00-4202	0000	WASCO PRIOR YEARS PROPERTY TAX	18,109	20,391	12,000		12,000	12,000	12,000	0	100%	
100-00-000-00-4203	0000	OTHER TAXES WASCO "GOOGLE"	101,228	100,675	100,000		75,000	75,000	75,000	(25,000)	75%	
100-00-000-00-4211	0000	HOOD RIVER CURRENT PROPERTY TAX	414,611	430,854	463,477		477,785	477,785	477,785	14,308	103%	
100-00-000-00-4212	0000	HOOD RIVER PRIOR YEARS PROPERTY TAX	9,802	12,094	10,000		11,000	11,000	11,000	1,000	110%	
100-00-000-00-4213	0000	OTHER TAXES HOOD RIVER	15,246	(6,437)	0		0	0	0	0	na	
TOTAL LOCAL SOURCES - PROPERTY TAX			989,520	1,008,880	1,048,954	11.0%	1,064,547	1,064,547	1,064,547	15,593	101%	10.9%
TUITION												
100-00-000-00-4401	0000	CREDIT IN-DISTRICT TUITION	1,797,940	1,964,405	2,073,856		2,000,000	2,000,000	2,000,000	(73,856)	96%	
100-00-000-00-4402	0000	CREDIT OUT-OF-DISTRICT TUITION	189,222	243,012	253,088		240,000	240,000	240,000	(13,088)	95%	
100-00-000-00-4403	0000	CREDIT OUT-OF-STATE TUITION	719,721	771,288	781,449		784,000	784,000	784,000	2,551	100%	
100-00-000-00-4411	0000	NON-CREDIT TUITION	41,537	46,012	40,000		46,000	46,000	46,000	6,000	115%	
100-00-000-00-4413	0000	HIGH SCHOOL TUITION	7,820	5,440	6,000		6,000	6,000	6,000	0	100%	
100-00-000-00-4414	0000	GED TUITION	4,055	3,095	3,000		0	0	0	(3,000)	na	
100-00-000-00-4415	0000	ESOL TUITION	11,795	8,730	10,000		0	0	0	(10,000)	na	
100-00-000-00-4416	0000	SPANISH GED TUITION	0	0	0		0	0	0	0	na	
100-00-000-00-4417	0000	SMALL BUSINESS MGMT TUITION	5,070	3,042	4,884		4,884	4,884	4,884	0	100%	
100-00-000-00-4418	0000	PRE COLLEGE TUITION	4,964	4,555	4,600		0	0	0	(4,600)	na	
100-00-000-00-4491	0000	BANK CARD DISCOUNT FEES	(21,524)	(24,792)	(22,000)		(25,000)	(25,000)	(25,000)	(3,000)	114%	
100-00-000-00-4495	0000	TUITION ALLOWANCE & BAD DEBT	(51,786)	152,166	(110,000)		(90,000)	(90,000)	(90,000)	20,000	82%	
TOTAL TUITION			2,708,814	3,176,953	3,044,877	32.0%	2,965,884	2,965,884	2,965,884	(78,993)	97%	30.5%
INSTRUCTIONAL FEES												
100-00-000-00-4501	0000	INSTRUCTIONAL FEES	272,120	275,817	308,550		280,000	280,000	280,000	(28,550)	91%	
100-00-000-00-4502	0000	MATERIALS FEES	557	4,955	200		200	200	200	0	100%	
100-00-000-00-4503	0000	SERVICE FEE	308,511	354,649	407,776		360,000	360,000	360,000	(47,776)	88%	
100-00-000-00-4507	0000	MOODLE FEES	15,055	17,020	16,000		16,000	16,000	16,000	0	100%	
100-00-000-00-4508	0000	TECHNOLOGY FEE	1,520	0	5,184		2,000	2,000	2,000	(3,184)	39%	
TOTAL INSTRUCTIONAL FEES			597,763	652,441	737,710	7.8%	658,200	658,200	658,200	(79,510)	89%	6.8%

COLUMBIA GORGE COMMUNITY COLLEGE

Account Number	Prj	Description	Actual 2010-11	Actual 2011-12	ADJ Bgt 2012-13	% of Total	Proposed 2013-14	Approved 2013-14	Adopted 2013-14	\$Chg Incr(Decr)	% of Prior Bgt	% of Total
SPECIAL FEES												
100-00-000-00-4551	0000	AMER HEART ASSOC FEES	3,912	6,652	3,000		6,500	6,500	6,500	3,500	217%	
100-00-000-00-4552	0000	APPLICATION FEES	9,950	5,550	6,000		6,000	6,000	6,000	0	100%	
100-00-000-00-4553	0000	COLLECTION FEES	1,345	1,997	0		12,000	12,000	12,000	12,000	na	
100-00-000-00-4556	0000	GRADUATION MATERIALS FEE	15	0	0		0	0	0	0	na	
100-00-000-00-4557	0000	NSF CHECK FEE	100	175	0		0	0	0	0	na	
100-00-000-00-4558	0000	PESTICIDE CERT TEST FEES	1,550	1,730	1,400		1,400	1,400	1,400	0	100%	
100-00-000-00-4559	0000	TESTING FEES	16,176	14,605	11,000		11,000	11,000	11,000	0	100%	
100-00-000-00-4560	0000	RUNNING START CONTRACT FEE	7,376	9,470	5,000		8,000	8,000	8,000	3,000	160%	
100-00-000-00-4561	0000	PROJECT ADVANCE TRANSCRIPT FEE	17,320	19,182	12,000		20,000	20,000	20,000	8,000	167%	
100-00-000-00-4562	0000	PROCESSING FEE	50	75	0		0	0	0	0	na	
100-00-000-00-4563	0000	EARLY COLLEGE FEE	4,900	8,540	6,720		10,000	10,000	10,000	3,280	149%	
100-00-000-00-4591	0000	LATE FEE	14,094	18,528	6,000		15,000	15,000	15,000	9,000	250%	
100-00-000-00-4593	0000	PROGRAM DEPOSIT	1,400	700	0		(3,000)	(3,000)	(3,000)	(3,000)	na	
100-00-000-00-4599	0000	CASH OVER/(SHORT)	3	21	0		25	25	25	25	na	
TOTAL SPECIAL FEES			78,191	87,224	51,120	0.5%	86,925	86,925	86,925	35,805	170%	0.9%
OTHER REVENUE SOURCES												
100-00-000-00-4601	0000	INDIRECT COST REVENUE-OPERATING	47,933	40,208	48,452		40,331	40,331	40,331	(8,121)	83%	
100-00-000-00-4603	0000	OTHER OPERATING REVENUE	17,583	20,082	0		0	0	0	0	na	
100-00-000-00-4604	0000	ADMINISTRATIVE COST ALLOWANCE REVENL	0	7,993	0		8,000.00	8,000.00	8,000.00	8,000	na	
100-00-000-00-4611	0000	INTEREST INVESTMENTS	87,201	93,503	48,000		60,000	60,000	60,000	12,000	125%	
100-00-000-00-4612	0000	INTEREST TAXES	144	115	50		50	50	50	0	100%	
100-00-000-00-4614	0000	GAIN/LOSS ON SALE OF SECURITIES	(22,150)	(45,658)	0		(20,000)	(20,000)	(20,000)	(20,000)	na	
100-00-000-00-4621	0000	OTHER NONOPERATING REVENUE	1,060	500	0		100	100	100	100	na	
100-00-000-00-4623	0000	REBATES	0	0	0		0	0	0	0	na	
100-00-000-00-4651	0000	UNRESTRICTED GIFTS	0	0	0		0	0	0	0	na	
100-00-000-00-4652	0000	RESTRICTED GIFTS	975	0	0		0	0	0	0	na	
100-00-000-00-4653	0000	RESTRICTED GIFTS NURSING	92,730	66,600	50,000		50,000	50,000	50,000	0	100%	
100-00-000-00-4654	0000	RESTRICTED GIFTS RET	0	0	0		50,000	50,000	50,000	50,000	na	
TOTAL OTHER REVENUE SOURCES			225,476	183,343	146,502	1.5%	188,481	188,481	188,481	41,979	129%	1.9%
SALES & SERVICES REVENUE												
100-00-000-00-4701	0000	ATM SHARING REVENUE	0	0	0		1,000	1,000	1,000	1,000	na	
100-00-000-00-4702	0000	CONFERENCE REVENUE	210	0	0		0	0	0	0	na	
100-00-000-00-4706	0000	LIBRARY SERVICES REVENUE	2,689	3,791	2,000		2,500	2,500	2,500	500	125%	
100-00-000-00-4708	0000	RENTAL REVENUE	2,460	1,974	1,500		2,500	2,500	2,500	1,000	167%	
100-00-000-00-4710	0000	TICKET SALES	1,614	474	0		2,500	2,500	2,500	2,500	na	
100-00-000-00-4712	0000	VENDING REVENUE	985	695	500		500	500	500	0	100%	
100-00-000-00-4715	0000	KEY REVENUE	50	50	0		150	150	150	150	na	
TOTAL SALES & SERVICES REVENUE			8,008	6,983	4,000	0.0%	9,150	9,150	9,150	5,150	229%	0.1%

COLUMBIA GORGE COMMUNITY COLLEGE

Account Number	Prj	Description	Actual 2010-11	Actual 2011-12	ADJ Bgt 2012-13	% of Total	Proposed 2013-14	Approved 2013-14	Adopted 2013-14	\$Chg Incr(Decr)	% of Prior Bgt	% of Total
TRANSFERS IN												
100-00-000-00-4902	0000	TRANSFERS FROM SPECIAL FUNDS	215,194	132,435	1,945,174		113,631	113,631	113,631	(1,831,543)	6%	
TOTAL TRANSFERS IN			215,194	132,435	1,945,174	20.4%	113,631	113,631	113,631	(1,831,543)	6%	1.2%
TOTAL GENERAL FUND REVENUE			7,416,248	9,788,692	9,517,511	100%	9,722,804	9,722,804	9,722,804	205,293	102%	100%
100-00-000-00-3000	0000	NET WORKING CAPITAL CARRYOVER	5,246,698	2,208,876	1,363,560		3,706,281	3,706,281	3,706,281	2,342,721	272%	
TOTAL GENERAL FUND RESOURCES			12,662,946	11,997,568	10,881,071		13,429,085	13,429,085	13,429,085	2,548,014	123%	

COLUMBIA GORGE COMMUNITY COLLEGE

Account Number	Prj	Description	Actual 2010-11	Actual 2011-12	ADJ Bgt 2012-13	% of Total	Proposed 2013-14	Approved 2013-14	Adopted 2013-14	\$Chg Incr(Decr)	% of Prior Bgt	% of Total
GENERAL FUND REQUIREMENTS												
INSTRUCTION												
GENERAL ACADEMIC INSTRUCTION												
100-11-101-XX-0000		ARTS & HUMANITIES	463,375	511,238	506,842	4.8%	568,536	568,536	568,536	61,694	112%	4.4%
100-11-102-XX-0000		BUSINESS ADMINISTRATION	139,989	140,929	152,575	1.5%	145,089	145,089	145,089	(7,486)	95%	1.1%
100-11-103-11-0000		CRIMINAL JUSTICE	0	0	0	0.0%	0	0	0	0	na	0.0%
100-11-104-XX-0000		EDUCATION	1	0	0	0.0%	0	0	0	0	na	0.0%
100-11-105-11-0000		HEALTH & WELLNESS	58,068	70,068	74,364	0.7%	70,780	70,780	70,780	(3,584)	95%	0.5%
100-11-106-XX-0000		MATH	153,249	172,461	285,298	2.7%	240,276	240,276	240,276	(45,022)	84%	1.9%
100-11-107-XX-0000		SCIENCE	329,135	358,875	395,194	3.8%	381,799	381,799	381,799	(13,395)	97%	3.0%
100-11-108-XX-0000		SOCIAL SCIENCE	195,681	192,507	217,987	2.1%	218,982	218,982	218,982	995	100%	1.7%
100-11-109-XX-0000		FIRST AID & CPR	3,310	4,799	7,623	0.1%	6,370	6,370	6,370	(1,253)	84%	0.0%
100-11-110-11-0000		EARLY COLLEGE	0	14,424	43,212	0.4%	14,063	14,063	14,063	(29,149)	33%	0.1%
CAREER & TECHNICAL ED PREP												
100-12-121-XX-0000		COMPUTER APPLICATIONS/OFC SYS	72,920	87,160	96,832	0.9%	96,404	96,404	96,404	(428)	100%	0.7%
100-12-122-XX-0000		COMPUTER SCIENCE	16,244	7,647	26,954	0.3%	12,251	12,251	12,251	(14,703)	45%	0.1%
100-12-123-XX-0000		COMPUTER TECHNOLOGY	0	0	0	0.0%	0	0	0	0	na	0.0%
100-12-124-11-0000		ELECTRONICS ENGINEERING TECHNOLOGY	0	0	0	0.0%	0	0	0	0	na	0.0%
100-12-125-XX-0000		EMERGENCY MED TECH PROGRAM	35,791	40,681	42,211	0.4%	47,791	47,791	47,791	5,580	113%	0.4%
100-12-126-XX-0000		ENGINEERING	0	0	0	0.0%	0	0	0	0	na	0.0%
100-12-127-11-0000		NURSING	645,665	672,527	762,443	7.3%	799,615	799,615	799,615	37,172	105%	6.2%
100-12-128-XX-0000		OTHER PROFESSIONAL TECHNICAL	41,331	45,003	58,859	0.6%	48,380	48,380	48,380	(10,479)	82%	0.4%
100-12-129-XX-0000		PRE-COLLEGE MATH	138,387	142,112	154,991	1.5%	139,281	139,281	139,281	(15,710)	90%	1.1%
100-12-130-11-0000		RENEWABLE ENERGY	142,819	117,182	302,416	2.9%	296,395	296,395	296,395	(6,021)	98%	2.3%
100-12-131-11-0000		MEDICAL ASSISTING	110,817	105,538	133,620	1.3%	125,711	125,711	125,711	(7,909)	94%	1.0%
100-12-132-XX-0000		FACT	0	0	0	0.0%	0	0	0	0	na	0.0%
100-12-133-XX-0000		MEDICAL TERMINOLOGY	19,148	22,205	28,305	0.3%	32,680	32,680	32,680	4,375	115%	0.3%
CAREER & TECHNICAL ED SUPPLEMENTAL												
100-12-141-11-0000		CNA/CMA	91,183	61,740	78,199	0.7%	77,201	77,201	77,201	(998)	99%	0.6%
100-12-142-11-0000		SMALL BUSINESS DEVELOPMENT CTR	46,305	46,174	72,415	0.7%	104,789	104,789	104,789	32,374	145%	0.8%
100-12-143-11-0000		SMALL BUSINESS MANAGEMENT	28,572	29,928	40,067	0.4%	38,107	38,107	38,107	(1,960)	95%	0.3%
PRE-COLLEGE (DEVELOPMENTAL ED)												
100-13-161-XX-0000		PRE COLLEGE	164,794	175,536	222,370	2.1%	194,583	194,583	194,583	(27,787)	88%	1.5%
100-13-162-11-0000		ENGLISH SPEAKERS OF OTHER LANGUAGES	50,093	39,152	59,448	0.6%	46,721	46,721	46,721	(12,727)	79%	0.4%
100-13-163-XX-0000		POST SECONDARY REMEDIAL	135,975	128,541	140,145	1.3%	184,152	184,152	184,152	44,007	131%	1.4%
OTHER REIMBURSEABLE INSTRUCTION												
100-14-171-11-0000		ADULT CONTINUING EDUCATION	25,715	38,450	62,447	0.6%	57,376	57,376	57,376	(5,071)	92%	0.4%
100-14-172-11-0000		HEALTH & SAFETY ADULT EDUCATION	11,538	20,438	35,109	0.3%	22,541	22,541	22,541	(12,568)	64%	0.2%
TOTAL INSTRUCTION			3,120,104	3,245,315	3,999,926	38.1%	3,969,873	3,969,873	3,969,873	(30,053)	99%	30.7%

COLUMBIA GORGE COMMUNITY COLLEGE

Account Number	Prj	Description	Actual 2010-11	Actual 2011-12	ADJ Bgt 2012-13	% of Total	Proposed 2013-14	Approved 2013-14	Adopted 2013-14	\$Chg Incr(Decr)	% of Prior Bgt	% of Total
ACADEMIC SUPPORT												
100-20-201-00-0000		INSTRUCTIONAL ADMINISTRATION	486,192	524,744	544,907	5.2%	566,022	566,022	566,022	21,115	104%	4.4%
100-20-203-00-0000		DISTANCE EDUCATION	83,389	88,760	150,220	1.4%	139,844	139,844	139,844	(10,376)	93%	1.1%
100-20-204-00-0000		INSTRUCTIONAL STAFF DEVELOPMENT	19,651	21,113	25,285	0.2%	32,389	32,389	32,389	7,104	128%	0.3%
100-20-221-00-0000		LIBRARY	270,517	276,073	326,383	3.1%	326,737	326,737	326,737	354	100%	2.5%
TOTAL ACADEMIC SUPPORT			859,749	910,691	1,046,795	10.0%	1,064,992	1,064,992	1,064,992	18,197	102%	8.2%
STUDENT SERVICES												
100-30-301-00-0000		REGISTRATION & ADMISSIONS	321,837	340,394	339,125	3.2%	425,257	425,257	425,257	86,132	125%	3.3%
100-30-302-00-0000		ADVISING	257,542	271,555	355,591	3.4%	361,318	361,318	361,318	5,727	102%	2.8%
100-30-303-00-0000		FINANCIAL AID ADMINISTRATION	116,796	146,187	198,222	1.9%	239,749	239,749	239,749	41,527	121%	1.9%
100-30-304-00-0000		CAREER SERVICES	53,296	52,293	54,264	0.5%	57,274	57,274	57,274	3,010	106%	0.4%
100-30-305-00-0000		STUDENT RECOGNITION	7,754	6,877	11,175	0.1%	10,129	10,129	10,129	(1,046)	91%	0.1%
100-30-306-00-0000		ADA SERVICES	0	0	12,471	0.1%	27,104	27,104	27,104	14,633	217%	0.2%
100-30-310-00-0000		FOUNDATION OF EXCELLENCE	0	16,262	26,430	0.3%	80,796	80,796	80,796	54,366	306%	0.6%
100-30-311-00-0000		ACHIEVING THE DREAM	0	0	41,269	0.4%	0	0	0	(41,269)	na	0.0%
100-30-312-00-0000		STRATEGIC ENROLLMENT MANAGEMENT	0	0	9,810	0.1%	0	0	0	(9,810)	na	0.0%
100-30-321-00-0000		GED TESTING	9,353	11,127	9,925	0.1%	10,727	10,727	10,727	802	108%	0.1%
100-30-331-00-0000		STUDENT GOVERNMENT	15,904	13,149	25,497	0.2%	20,041	20,041	20,041	(5,456)	79%	0.2%
100-30-332-00-0000		PHI THETA KAPPA	6,484	5,672	10,243	0.1%	6,955	6,955	6,955	(3,288)	68%	0.1%
TOTAL STUDENT SERVICES			788,966	863,516	1,094,022	10.4%	1,239,350	1,239,350	1,239,350	145,328	113%	9.6%
INSTITUTIONAL SUPPORT												
100-50-501-00-0000		GOVERNING BOARD	44,045	43,265	55,700	0.5%	57,227	57,227	57,227	1,527	103%	0.4%
100-50-502-00-0000		PRESIDENT'S OFFICE	396,615	392,216	508,926	4.9%	760,235	760,235	760,235	251,309	149%	5.9%
100-50-503-00-0000		PUBLIC INFO & COMMUNITY RELATIONS	50,650	71,876	87,426	0.8%	127,641	127,641	127,641	40,215	146%	1.0%
100-50-504-00-0000		ELECTIONS	3,940	15,705	4,000	0.0%	0	0	0	(4,000)	na	0.0%
100-50-505-00-0000		ACCREDITATION	23,831	12,146	36,300	0.3%	23,461	23,461	23,461	(12,839)	65%	0.2%
100-50-511-00-0000		BUSINESS OFFICE	461,418	501,338	629,224	6.0%	508,709	508,709	508,709	(120,515)	81%	3.9%
100-50-512-00-0000		INSURANCE/LEGAL/AUDIT	123,292	118,824	141,453	1.3%	179,289	179,289	179,289	37,836	127%	1.4%
100-50-521-00-0000		HUMAN RESOURCES	239,442	267,556	285,753	2.7%	583,128	583,128	583,128	297,375	204%	4.5%
100-50-531-00-0000		RESOURCE DEVELOPMENT	241,334	267,887	276,391	2.6%	320,984	320,984	320,984	44,593	116%	2.5%
100-50-541-00-0000		INFORMATION TECHNOLOGY SERVICES	623,447	621,435	761,230	7.3%	857,041	857,041	857,041	95,811	113%	6.6%
100-50-551-00-0000		COMMUNICATIONS	78,476	73,442	83,678	0.8%	83,499	83,499	83,499	(179)	100%	0.6%
TOTAL INSTITUTIONAL SUPPORT			2,286,488	2,385,690	2,870,081	27.4%	3,501,214	3,501,214	3,501,214	631,133	122%	27.1%
FINANCIAL AID												
100-60-601-00-0000		FINANCIAL AID	11,440	13,591	35,867	0.3%	78,674	78,674	78,674	42,807	219%	0.6%
TOTAL FINANCIAL AID			11,440	13,591	35,867	0.3%	78,674	78,674	78,674	42,807	219%	0.6%
PLANT OPERATION & MAINTENANCE												
100-70-701-00-0000		FACILITIES SERVICES	264,540	258,178	286,656	2.7%	231,819	231,819	231,819	(54,837)	81%	1.8%
100-70-702-11-0000		BUILDING MAINTENANCE	102,020	134,026	137,913	1.3%	140,992	140,992	140,992	3,079	102%	1.1%
100-70-703-11-0000		GROUPS MAINTENANCE	91,175	102,602	104,786	1.0%	115,661	115,661	115,661	10,875	110%	0.9%
100-70-704-11-0000		CUSTODIAL SERVICES	277,960	277,150	312,564	3.0%	343,940	343,940	343,940	31,376	110%	2.7%
100-70-705-11-0000		UTILITIES	208,503	208,958	226,978	2.2%	240,399	240,399	240,399	13,421	106%	1.9%

COLUMBIA GORGE COMMUNITY COLLEGE

Account Number	Prj	Description	Actual 2010-11	Actual 2011-12	ADJ Bgt 2012-13	% of Total	Proposed 2013-14	Approved 2013-14	Adopted 2013-14	\$Chg Incr(Decr)	% of Prior Bgt	% of Total
TOTAL PLANT OPERATION & MAINT			944,197	980,913	1,068,897	10.2%	1,072,811	1,072,811	1,072,811	3,914	100%	8.3%
CONTINGENCY												
100-90-911-00-0000		CONTINGENCY	0	0	351,833	3.4%	750,000	750,000	750,000	398,167	213%	5.8%
TOTAL CONTINGENCY			0	0	351,833	3.4%	750,000	750,000	750,000	398,167	213%	5.8%
DEBT SERVICE												
100-00-921-00-0000		DEBT SERVICE	0	0	0	0.0%	113,927	113,927	113,927	113,927	na	0.9%
TOTAL DEBT SERVICE			0	0	0	0.0%	113,927	113,927	113,927	113,927	na	0.9%
TRANSFERS												
100-00-931-00-0000		TRANSFERS TO SPECIAL FUNDS	2,443,125	891,571	25,000	0.2%	1,125,895	1,125,895	1,125,895	1,100,895	4504%	8.7%
TOTAL TRANSFERS			2,443,125	891,571	25,000	0.2%	1,125,895	1,125,895	1,125,895	1,100,895	4504%	8.7%
PRIOR YEAR AUDIT ADJUSTMENT TO EXP			0	0	0	0.0%	0	0	0	0	na	0.0%
TOTAL GENERAL FUND REQUIREMENTS			10,454,070	9,291,287	10,492,421	100%	12,916,736	12,916,736	12,916,736	2,424,315	123%	100%
TOTAL GENERAL FUND RESOURCES			12,662,946	11,997,568	10,881,071		13,429,085	13,429,085	13,429,085	2,548,014	123%	
100-00-000-00-3000		UNAPPROPRIATED ENDING FUND BAL	2,208,876	2,706,281	388,650		512,349	512,349	512,349	123,699	132%	
BEGINNING FUND BALANCE			5,246,698	2,208,876	1,363,560		3,706,281	3,706,281	3,706,281			
CHANGE IN FUND BALANCE			(3,037,822)	497,405	(974,910)		(3,193,932)	(3,193,932)	(3,193,932)			

COLUMBIA GORGE COMMUNITY COLLEGE

Account Number	Prj	Description	Actual 2010-11	Actual 2011-12	ADJ Bgt 2012-13	% of Total	Proposed 2013-14	Approved 2013-14	Adopted 2013-14	\$Chg Incr(Decr)	% of Prior Bgt	% of Total
----------------	-----	-------------	-------------------	-------------------	--------------------	---------------	---------------------	---------------------	--------------------	---------------------	-------------------	---------------

THIS PAGE LEFT BLANK.

COLUMBIA GORGE COMMUNITY COLLEGE

Account Number	Prj	Description	Actual 2010-11	Actual 2011-12	ADJ Bgt 2012-13	% of Total	Proposed 2013-14	Approved 2013-14	Adopted 2013-14	\$Chg Incr(Decr)	% of Prior Bgt	% of Total
ARTS & HUMANITIES												
PERSONNEL SERVICES												
SALARY EXPENSE												
100-11-101-11-6302	0000	PART TIME CLASSIFIED WAGES	2,032	1,848	2,000		0	0	0	(2,000)	na	
100-11-101-11-6401	0000	FULL TIME INSTRUCTOR SALARIES	55,626	55,626	57,852		61,990	61,990	61,990	4,138	107%	
100-11-101-11-6402	0000	FTF EXTRA CONTRACT DAYS PAY	0	221	0		0	0	0	0	na	
100-11-101-11-6421	0000	PART TIME INSTRUCTOR WAGES	186,205	221,927	211,300		259,989	259,989	259,989	48,689	123%	
100-11-101-51-6421	0000	PART TIME INSTRUCTOR WAGES	58,356	65,665	71,600		50,472	50,472	50,472	(21,128)	70%	
100-11-101-11-6441	0000	CURRICULUM DEVELOPMENT WAGES	613	5,158	0		4,312	4,312	4,312	4,312	na	
100-11-101-11-6442	0000	SPECIAL PROJECT WAGES	13,627	9,151	500		10,500	10,500	10,500	10,000	2100%	
100-11-101-51-6442	0000	SPECIAL PROJECT WAGES	251	261	300		210	210	210	(90)	70%	
100-11-101-11-6443	0000	TUTOR WAGES	5,930	4,161	5,000		5,670	5,670	5,670	670	113%	
100-11-101-51-6443	0000	TUTOR WAGES	0	648	350		1,470	1,470	1,470	1,120	420%	
TOTAL SALARY EXPENSE			322,640	364,666	348,902		394,613	394,613	394,613	45,711	113%	
OTHER PAYROLL EXPENSE												
100-11-101-11-6901	0000	SOCIAL SECURITY	20,198	22,804	21,164		26,198	26,198	26,198	5,034	124%	
100-11-101-51-6901	0000	SOCIAL SECURITY	4,484	5,093	5,527		3,990	3,990	3,990	(1,537)	72%	
100-11-101-11-6902	0000	WORKERS' COMPENSATION INS	970	1,311	1,383		1,610	1,610	1,610	227	116%	
100-11-101-51-6902	0000	WORKERS' COMPENSATION INS	215	292	361		245	245	245	(116)	68%	
100-11-101-11-6903	0000	STATE WORKERS BENEFIT FUND	80	87	138		144	144	144	6	104%	
100-11-101-51-6903	0000	STATE WORKERS BENEFIT FUND	17	19	36		19	19	19	(17)	53%	
100-11-101-11-6904	0000	UNEMPLOYMENT INSURANCE	5,216	6,331	6,363		7,235	7,235	7,235	872	114%	
100-11-101-51-6904	0000	UNEMPLOYMENT INSURANCE	1,244	1,531	1,662		894	894	894	(768)	54%	
100-11-101-11-6905	0000	PERS	23,981	37,652	45,011		57,610	57,610	57,610	12,599	128%	
100-11-101-51-6905	0000	PERS	4,235	6,291	11,755		8,775	8,775	8,775	(2,980)	75%	
100-11-101-11-6906	0000	DISABILITY INSURANCE	111	111	116		719	719	719	603	620%	
100-11-101-51-6906	0000	DISABILITY INSURANCE	0	0	0		110	110	110	110	na	
100-11-101-11-6907	0000	LIFE INSURANCE	14	14	14		86	86	86	72	614%	
100-11-101-51-6907	0000	LIFE INSURANCE	0	0	0		57	57	57	57	na	
100-11-101-11-6908	0000	HEALTH INSURANCE	8,264	8,584	9,614		15,600	15,600	15,600	5,986	162%	
TOTAL OTHER PAYROLL EXPENSE			69,028	90,119	103,144		123,292	123,292	123,292	20,148	120%	
TOTAL PERSONNEL SERVICES			391,668	454,786	452,046		517,905	517,905	517,905	65,859	115%	
MATERIALS & SERVICES												
100-11-101-11-7206	0000	INSTRUCTIONAL CONTRACTED SERVICES	13,901	17,076	8,129		17,076	17,076	17,076	8,947	210%	
100-11-101-11-7210	0000	OTHER CONTRACTED SERVICES	0	150	7,371		150	150	150	(7,221)	2%	
100-11-101-11-7211	0000	PCC CONTRACT EXPENSE	36,812	21,141	20,485		20,000	20,000	20,000	(485)	98%	
100-11-101-51-7211	0000	PCC CONTRACT EXPENSE	8,883	4,998	5,449		0	0	0	(5,449)	na	
100-11-101-11-7213	0000	SOFTWARE & LICENSES	0	0	50		0	0	0	(50)	na	
100-11-101-11-7510	0000	POSTAGE	37	9	60		0	0	0	(60)	na	
100-11-101-51-7510	0000	POSTAGE	23	0	20		0	0	0	(20)	na	
100-11-101-11-7521	0000	SHIPPING & FREIGHT	0	0	15		0	0	0	(15)	na	
100-11-101-11-7601	0000	PRINTING & DUPLICATING	5,015	4,042	1,024		0	0	0	(1,024)	na	
100-11-101-51-7601	0000	PRINTING & DUPLICATING	0	503	0		0	0	0	0	na	
100-11-101-11-8006	0000	INSTRUCTIONAL SUPPLIES	5,508	6,000	6,275		6,500	6,500	6,500	225	104%	

COLUMBIA GORGE COMMUNITY COLLEGE

Account Number	Prj	Description	Actual 2010-11	Actual 2011-12	ADJ Bgt 2012-13	% of Total	Proposed 2013-14	Approved 2013-14	Adopted 2013-14	\$Chg Incr(Decr)	% of Prior Bgt	% of Total
100-11-101-51-8006	0000	INSTRUCTIONAL SUPPLIES	493	916	454		450	450	450	(4)	99%	
100-11-101-11-8201	0000	CONFERENCE FEES	457	350	689		243	243	243	(446)	35%	
100-11-101-11-8202	0000	FIELD TRIP EXPENSE	0	0	0		0	0	0	0	na	
100-11-101-11-8205	0000	EMPLOYEE TRAVEL	107	1,047	150		1,047	1,047	1,047	897	698%	
100-11-101-11-8508	0000	EQUIPMENT REPAIR	107	145	0		4,800	4,800	4,800	4,800	na	
100-11-101-11-8516	0000	MEMBERSHIP FEES & DUES	85	75	100		85	85	85	(15)	85%	
100-11-101-11-8518	0000	PERMITS & LICENSES	280	0	525		280	280	280	(245)	53%	
100-11-101-11-8803	0000	INSTRUCTIONAL EQUIPMENT <\$5000	0	0	4,000		0	0	0	(4,000)	na	
TOTAL MATERIAL & SERVICES			71,707	56,452	54,796		50,631	50,631	50,631	(4,165)	92%	
TOTAL ARTS & HUMANITIES			463,375	511,238	506,842	4.8%	568,536	568,536	568,536	61,694	112%	4.4%

COLUMBIA GORGE COMMUNITY COLLEGE

Account Number	Prj	Description	Actual 2010-11	Actual 2011-12	ADJ Bgt 2012-13	% of Total	Proposed 2013-14	Approved 2013-14	Adopted 2013-14	\$Chg Incr(Decr)	% of Prior Bgt	% of Total
BUSINESS ADMINISTRATION												
PERSONNEL SERVICES												
SALARY EXPENSE												
100-11-102-11-6401	0000	FULL TIME INSTRUCTOR SALARIES	66,386	66,386	66,386		68,730	68,730	68,730	2,344	104%	
100-11-102-11-6403	0000	FTF OVERLOAD PAY	0	883	0		0	0	0	0	na	
100-11-102-11-6421	0000	PART TIME INSTRUCTOR WAGES	20,261	22,999	23,500		27,500	27,500	27,500	4,000	117%	
100-11-102-51-6421	0000	PART TIME INSTRUCTOR WAGES	4,289	3,268	6,700		2,420	2,420	2,420	(4,280)	36%	
100-11-102-11-6442	0000	SPECIAL PROJECT WAGES	397	507	1,250		507	507	507	(743)	41%	
TOTAL SALARY EXPENSE			91,333	94,043	97,836		99,157	99,157	99,157	1,321	101%	
OTHER PAYROLL EXPENSE												
100-11-102-11-6901	0000	SOCIAL SECURITY	6,659	6,944	6,972		7,362	7,362	7,362	390	106%	
100-11-102-51-6901	0000	SOCIAL SECURITY	328	250	513		185	185	185	(328)	36%	
100-11-102-11-6902	0000	WORKERS' COMPENSATION INS	320	403	456		452	452	452	(4)	99%	
100-11-102-51-6902	0000	WORKERS' COMPENSATION INS	16	14	34		11	11	11	(23)	32%	
100-11-102-11-6903	0000	STATE WORKERS BENEFIT FUND	24	25	46		43	43	43	(3)	93%	
100-11-102-51-6903	0000	STATE WORKERS BENEFIT FUND	1	1	3		1	1	1	(2)	33%	
100-11-102-11-6904	0000	UNEMPLOYMENT INSURANCE	1,201	1,300	2,096		1,417	1,417	1,417	(679)	68%	
100-11-102-51-6904	0000	UNEMPLOYMENT INSURANCE	91	75	154		56	56	56	(98)	36%	
100-11-102-11-6905	0000	PERS	8,769	11,343	14,828		17,201	17,201	17,201	2,373	116%	
100-11-102-51-6905	0000	PERS	0	0	1,090		509	509	509	(581)	47%	
100-11-102-11-6906	0000	DISABILITY INSURANCE	133	133	133		202	202	202	69	152%	
100-11-102-51-6906	0000	DISABILITY INSURANCE	0	0	0		5	5	5	5	na	
100-11-102-11-6907	0000	LIFE INSURANCE	14	14	14		29	29	29	15	207%	
100-11-102-51-6907	0000	LIFE INSURANCE	0	0	0		14	14	14	14	na	
100-11-102-11-6908	0000	HEALTH INSURANCE	14,869	16,213	18,159		17,137	17,137	17,137	(1,022)	94%	
TOTAL OTHER PAYROLL EXPENSE			32,424	36,715	44,498		44,624	44,624	44,624	126	100%	
TOTAL PERSONNEL SERVICES			123,758	130,758	142,334		143,781	143,781	143,781	1,447	101%	
MATERIALS & SERVICES												
100-11-102-11-7211	0000	PCC CONTRACT EXPENSE	13,189	6,870	6,841		0	0	0	(6,841)	na	
100-11-102-51-7211	0000	PCC CONTRACT EXPENSE	653	249	510		0	0	0	(510)	na	
100-11-102-11-7510	0000	POSTAGE	0	5	20		0	0	0	(20)	na	
100-11-102-51-7510	0000	POSTAGE	0	0	20		0	0	0	(20)	na	
100-11-102-11-7601	0000	PRINTING & DUPLICATING	1,461	965	900		0	0	0	(900)	na	
100-11-102-51-7601	0000	PRINTING & DUPLICATING	0	0	50		0	0	0	(50)	na	
100-11-102-11-8006	0000	INSTRUCTIONAL SUPPLIES	328	477	403		477	477	477	74	118%	
100-11-102-51-8006	0000	INSTRUCTIONAL SUPPLIES	8	16	0		16	16	16	16	na	
100-11-102-11-8201	0000	CONFERENCE FEES	0	175	500		500	500	500	0	100%	
100-11-102-11-8205	0000	EMPLOYEE TRAVEL	279	1,019	647		0	0	0	(647)	na	
100-11-102-51-8509	0000	FOOD & REFRESHMENTS	0	81	0		0	0	0	0	na	
100-11-102-11-8516	0000	MEMBERSHIP FEES & DUES	313	315	350		315	315	315	(35)	90%	
TOTAL MATERIAL & SERVICES			16,232	10,171	10,241		1,308	1,308	1,308	(8,933)	13%	
TOTAL BUSINESS ADMINISTRATION			139,989	140,929	152,575	1.5%	145,089	145,089	145,089	(7,486)	95%	1.1%

COLUMBIA GORGE COMMUNITY COLLEGE

Account Number	Prj	Description	Actual 2010-11	Actual 2011-12	ADJ Bgt 2012-13	% of Total	Proposed 2013-14	Approved 2013-14	Adopted 2013-14	\$Chg Incr(Decr)	% of Prior Bgt	% of Total
HEALTH & WELLNESS												
PERSONNEL SERVICES												
SALARY EXPENSE												
100-11-105-11-6401	0000	FULL TIME INSTRUCTOR SALARIES	0	0	0		0	0	0	0	na	
100-11-105-11-6421	0000	PART TIME INSTRUCTOR WAGES	11,658	11,741	14,000		11,820	11,820	11,820	(2,180)	84%	
100-11-105-51-6421	0000	PART TIME INSTRUCTOR WAGES	0	1,754	0		0	0	0	0	na	
100-11-105-11-6441	0000	CURRICULUM DEVELOPMENT WAGES	0	0	0		0	0	0	0	na	
100-11-105-11-6442	0000	SPECIAL PROJECT WAGES	0	0	0		0	0	0	0	na	
TOTAL SALARY EXPENSE			11,658	13,495	14,000		11,820	11,820	11,820	(2,180)	84%	
OTHER PAYROLL EXPENSE												
100-11-105-11-6901	0000	SOCIAL SECURITY	892	898	1,071		904	904	904	(167)	84%	
100-11-105-51-6901	0000	SOCIAL SECURITY	0	134	0		134	134	134	134	na	
100-11-105-11-6902	0000	WORKERS' COMPENSATION INS	43	51	70		56	56	56	(14)	80%	
100-11-105-51-6902	0000	WORKERS' COMPENSATION INS	0	8	0		8	8	8	8	na	
100-11-105-11-6903	0000	STATE WORKERS BENEFIT FUND	4	4	7		5	5	5	(2)	71%	
100-11-105-51-6903	0000	STATE WORKERS BENEFIT FUND	0	1	0		1	1	1	1	na	
100-11-105-11-6904	0000	UNEMPLOYMENT INSURANCE	249	270	322		272	272	272	(50)	84%	
100-11-105-51-6904	0000	UNEMPLOYMENT INSURANCE	0	40	0		40	40	40	40	na	
100-11-105-11-6905	0000	PERS	794	1,375	2,278		2,486	2,486	2,486	208	109%	
100-11-105-11-6906	0000	DISABILITY INSURANCE	0	0	0		25	25	25	25	na	
100-11-105-11-6907	0000	LIFE INSURANCE	0	0	0		29	29	29	29	na	
100-11-105-11-6908	0000	HEALTH INSURANCE	0	0	0		0	0	0	0	na	
TOTAL OTHER PAYROLL EXPENSE			1,982	2,782	3,748		3,960	3,960	3,960	212	106%	
TOTAL PERSONNEL SERVICES			13,640	16,277	17,748		15,780	15,780	15,780	(1,968)	89%	
MATERIALS & SERVICES												
100-11-105-11-7210	0000	OTHER CONTRACTED SERVICES	42,540	52,685	55,000		55,000	55,000	55,000	0	100%	
100-11-105-11-7211	0000	PCC CONTRACT EXPENSE	1,775	894	1,066		0	0	0	(1,066)	na	
100-11-105-51-7211	0000	PCC CONTRACT EXPENSE	0	134	0		0	0	0	0	na	
100-11-105-11-7510	0000	POSTAGE	1	4	50		0	0	0	(50)	na	
100-11-105-51-7510	0000	POSTAGE	0	0	0		0	0	0	0	na	
100-11-105-11-7601	0000	PRINTING & DUPLICATING	112	75	100		0	0	0	(100)	na	
100-11-105-11-8006	0000	INSTRUCTIONAL SUPPLIES	0	0	50		0	0	0	(50)	na	
100-11-105-51-8006	0000	INSTRUCTIONAL SUPPLIES	0	0	0		0	0	0	0	na	
100-11-105-11-8201	0000	CONFERENCE FEES	0	0	350		0	0	0	(350)	na	
100-11-105-11-8205	0000	EMPLOYEE TRAVEL	0	0	0		0	0	0	0	na	
TOTAL MATERIAL & SERVICES			44,428	53,791	56,616		55,000	55,000	55,000	(1,616)	97%	
TOTAL HEALTH & WELLNESS			58,068	70,068	74,364	0.7%	70,780	70,780	70,780	(3,584)	95%	0.5%

COLUMBIA GORGE COMMUNITY COLLEGE

Account Number	Prj	Description	Actual 2010-11	Actual 2011-12	ADJ Bgt 2012-13	% of Total	Proposed 2013-14	Approved 2013-14	Adopted 2013-14	\$Chg Incr(Decr)	% of Prior Bgt	% of Total
MATH												
PERSONNEL SERVICES												
SALARY EXPENSE												
100-11-106-11-6302	0000	PART TIME CLASSIFIED WAGES	9,233	10,194	13,856		14,924	14,924	14,924	1,068		108%
100-11-106-11-6401	0000	FULL TIME INSTRUCTOR SALARIES	59,876	59,876	122,944		117,404	117,404	117,404	(5,540)		95%
100-11-106-11-6402	0000	FTF EXTRA CONTRACT DAYS PAY	0	333	0		0	0	0	0		na
100-11-106-11-6403	0000	FTF OVERLOAD PAY	649	3,247	0		0	0	0	0		na
100-11-106-11-6421	0000	PART TIME INSTRUCTOR WAGES	15,117	23,900	20,000		22,450	22,450	22,450	2,450		112%
100-11-106-51-6421	0000	PART TIME INSTRUCTOR WAGES	7,389	9,930	12,000		5,500	5,500	5,500	(6,500)		46%
100-11-106-11-6442	0000	SPECIAL PROJECT WAGES	31	387	500		325	325	325	(175)		65%
100-11-106-51-6442	0000	SPECIAL PROJECT WAGES	387	125	300		325	325	325	25		108%
100-11-106-11-6443	0000	TUTOR WAGES	0	1,370	0		1,370	1,370	1,370	1,370		na
100-11-106-51-6443	0000	TUTOR WAGES	3,398	2,802	3,400		2,165	2,165	2,165	(1,235)		64%
TOTAL SALARY EXPENSE			96,081	112,165	173,000		164,463	164,463	164,463	(8,537)		95%
OTHER PAYROLL EXPENSE												
100-11-106-11-6901	0000	SOCIAL SECURITY	6,187	7,239	12,110		11,865	11,865	11,865	(245)		98%
100-11-106-51-6901	0000	SOCIAL SECURITY	855	984	1,201		446	446	446	(755)		37%
100-11-106-11-6902	0000	WORKERS' COMPENSATION INS	312	439	792		729	729	729	(63)		92%
100-11-106-51-6902	0000	WORKERS' COMPENSATION INS	41	56	79		27	27	27	(52)		34%
100-11-106-11-6903	0000	STATE WORKERS BENEFIT FUND	32	36	79		88	88	88	9		111%
100-11-106-51-6903	0000	STATE WORKERS BENEFIT FUND	4	4	8		2	2	2	(6)		25%
100-11-106-11-6904	0000	UNEMPLOYMENT INSURANCE	1,181	1,431	3,641		2,436	2,436	2,436	(1,205)		67%
100-11-106-51-6904	0000	UNEMPLOYMENT INSURANCE	249	296	361		134	134	134	(227)		37%
100-11-106-11-6905	0000	PERS	10,333	14,476	25,755		25,230	25,230	25,230	(525)		98%
100-11-106-51-6905	0000	PERS	792	1,878	2,554		925	925	925	(1,629)		36%
100-11-106-11-6906	0000	DISABILITY INSURANCE	120	120	248		326	326	326	78		131%
100-11-106-51-6906	0000	DISABILITY INSURANCE	0	0	0		12	12	12	12		na
100-11-106-11-6907	0000	LIFE INSURANCE	14	14	14		86	86	86	72		614%
100-11-106-51-6907	0000	LIFE INSURANCE	0	0	0		29	29	29	29		na
100-11-106-11-6908	0000	HEALTH INSURANCE	20,258	22,269	49,483		31,620	31,620	31,620	(17,863)		64%
100-11-106-51-6908	0000	HEALTH INSURANCE	0	0	0		0	0	0	0		na
TOTAL OTHER PAYROLL EXPENSE			40,377	49,242	96,325		73,955	73,955	73,955	(22,370)		77%
TOTAL PERSONNEL SERVICES			136,458	161,407	269,325		238,418	238,418	238,418	(30,907)		89%
MATERIALS & SERVICES												
100-11-106-11-7211	0000	PCC CONTRACT EXPENSE	11,514	6,649	10,956		0	0	0	(10,956)		na
100-11-106-51-7211	0000	PCC CONTRACT EXPENSE	1,125	756	913		0	0	0	(913)		na
100-11-106-11-7510	0000	POSTAGE	0	36	50		0	0	0	(50)		na
100-11-106-11-7601	0000	PRINTING & DUPLICATING	2,355	982	927		0	0	0	(927)		na
100-11-106-51-7601	0000	PRINTING & DUPLICATING	0	1,154	600		0	0	0	(600)		na
100-11-106-11-8006	0000	INSTRUCTIONAL SUPPLIES	426	686	800		500	500	500	(300)		63%
100-11-106-51-8006	0000	INSTRUCTIONAL SUPPLIES	91	6	75		91	91	91	16		121%
100-11-106-11-8201	0000	CONFERENCE FEES	440	125	251		440	440	440	189		175%
100-11-106-51-8201	0000	CONFERENCE FEES	250	59	178		100	100	100	(78)		56%
100-11-106-11-8205	0000	EMPLOYEE TRAVEL	451	326	973		451	451	451	(522)		46%

COLUMBIA GORGE COMMUNITY COLLEGE

Account Number	Prj	Description	Actual 2010-11	Actual 2011-12	ADJ Bgt 2012-13	% of Total	Proposed 2013-14	Approved 2013-14	Adopted 2013-14	\$Chg Incr(Decr)	% of Prior Bgt	% of Total
100-11-106-51-8205	0000	EMPLOYEE TRAVEL	0	136	50		136	136	136	86	272%	
100-11-106-11-8516	0000	MEMBERSHIP FEES & DUES	138	140	200		140	140	140	(60)	70%	
TOTAL MATERIAL & SERVICES			16,791	11,054	15,973		1,858	1,858	1,858	(14,115)	12%	
TOTAL MATH			153,249	172,461	285,298	2.7%	240,276	240,276	240,276	(45,022)	84%	1.9%

COLUMBIA GORGE COMMUNITY COLLEGE

Account Number	Prj	Description	Actual 2010-11	Actual 2011-12	ADJ Bgt 2012-13	% of Total	Proposed 2013-14	Approved 2013-14	Adopted 2013-14	\$Chg Incr(Decr)	% of Prior Bgt	% of Total
SCIENCE												
PERSONNEL SERVICES												
SALARY EXPENSE												
100-11-107-11-6401	0000	FULL TIME INSTRUCTOR SALARIES	175,667	175,667	179,750		180,225	180,225	180,225	475	100%	
100-11-107-11-6402	0000	FTF EXTRA CONTRACT DAYS PAY	0	369	0		0	0	0	0	na	
100-11-107-11-6403	0000	FTF OVERLOAD PAY	0	9,077	0		0	0	0	0	na	
100-11-107-11-6421	0000	PART TIME INSTRUCTOR WAGES	28,565	26,121	31,500		49,819	49,819	49,819	18,319	158%	
100-11-107-51-6421	0000	PART TIME INSTRUCTOR WAGES	13,510	10,454	13,500		11,745	11,745	11,745	(1,755)	87%	
100-11-107-11-6441	0000	CURRICULUM DEVELOPMENT WAGES	0	5,285	5,600		3,200	3,200	3,200	(2,400)	57%	
100-11-107-11-6442	0000	SPECIAL PROJECT WAGES	293	460	500		651	651	651	151	130%	
100-11-107-51-6442	0000	SPECIAL PROJECT WAGES	0	63	0		294	294	294	294	na	
TOTAL SALARY EXPENSE			218,035	227,496	230,850		245,934	245,934	245,934	15,084	107%	
OTHER PAYROLL EXPENSE												
100-11-107-11-6901	0000	SOCIAL SECURITY	15,468	16,079	16,627		17,648	17,648	17,648	1,021	106%	
100-11-107-51-6901	0000	SOCIAL SECURITY	1,034	805	1,033		921	921	921	(112)	89%	
100-11-107-11-6902	0000	WORKERS' COMPENSATION INS	751	964	1,087		1,084	1,084	1,084	(3)	100%	
100-11-107-51-6902	0000	WORKERS' COMPENSATION INS	50	46	68		57	57	57	(11)	84%	
100-11-107-11-6903	0000	STATE WORKERS BENEFIT FUND	61	65	109		151	151	151	42	139%	
100-11-107-51-6903	0000	STATE WORKERS BENEFIT FUND	5	4	7		5	5	5	(2)	71%	
100-11-107-11-6904	0000	UNEMPLOYMENT INSURANCE	2,710	2,835	4,999		3,514	3,514	3,514	(1,485)	70%	
100-11-107-51-6904	0000	UNEMPLOYMENT INSURANCE	299	240	311		277	277	277	(34)	89%	
100-11-107-11-6905	0000	PERS	22,516	34,130	35,363		46,662	46,662	46,662	11,299	132%	
100-11-107-51-6905	0000	PERS	937	1,538	2,196		2,025	2,025	2,025	(171)	92%	
100-11-107-11-6906	0000	DISABILITY INSURANCE	345	343	360		484	484	484	124	134%	
100-11-107-51-6906	0000	DISABILITY INSURANCE		0	0		25	25	25	25	na	
100-11-107-11-6907	0000	LIFE INSURANCE	40	40	55		114	114	114	59	207%	
100-11-107-51-6907	0000	LIFE INSURANCE		0	0		43	43	43	43	na	
100-11-107-11-6908	0000	HEALTH INSURANCE	22,688	45,432	58,862		40,348	40,348	40,348	(18,514)	69%	
TOTAL OTHER PAYROLL EXPENSE			66,903	102,520	121,077		113,358	113,358	113,358	(7,719)	94%	
TOTAL PERSONNEL SERVICES			284,938	330,016	351,927		359,292	359,292	359,292	7,365	102%	
MATERIALS & SERVICES												
100-11-107-11-7210	0000	OTHER CONTRACTED SERVICES	0	0	0		0	0	0	0	na	
100-11-107-11-7211	0000	PCC CONTRACT EXPENSE	31,088	16,077	16,078		0	0	0	(16,078)	na	
100-11-107-51-7211	0000	PCC CONTRACT EXPENSE	2,057	796	1,027		0	0	0	(1,027)	na	
100-11-107-11-7213	0000	SOFTWARE & LICENSES	0	0	150		0	0	0	(150)	na	
100-11-107-11-7510	0000	POSTAGE	1	52	25		0	0	0	(25)	na	
100-11-107-11-7601	0000	PRINTING & DUPLICATING	2,920	2,177	1,975		0	0	0	(1,975)	na	
100-11-107-51-7601	0000	PRINTING & DUPLICATING	250	435	100		0	0	0	(100)	na	
100-11-107-51-7901	0000	SUBSCRIPTIONS	0	0	0		0	0	0	0	na	
100-11-107-11-8006	0000	INSTRUCTIONAL SUPPLIES	5,996	6,370	9,748		7,400	7,400	7,400	(2,348)	76%	
100-11-107-51-8006	0000	INSTRUCTIONAL SUPPLIES	992	1,939	4,756		1,939	1,939	1,939	(2,817)	41%	
100-11-107-11-8201	0000	CONFERENCE FEES	100	0	350		1,350	1,350	1,350	1,000	386%	
100-11-107-51-8201	0000	CONFERENCE FEES	0	59	350		350	350	350	0	100%	
100-11-107-11-8202	0000	FIELD TRIP EXPENSE	13	0	0		0	0	0	0	na	

COLUMBIA GORGE COMMUNITY COLLEGE

Account Number	Prj	Description	Actual 2010-11	Actual 2011-12	ADJ Bgt 2012-13	% of Total	Proposed 2013-14	Approved 2013-14	Adopted 2013-14	\$Chg Incr(Decr)	% of Prior Bgt	% of Total
100-11-107-51-8202	0000	FIELD TRIP EXPENSE	0	0	100		0	0	0	(100)	na	
100-11-107-11-8205	0000	EMPLOYEE TRAVEL	0	0	100		0	0	0	(100)	na	
100-11-107-51-8205	0000	EMPLOYEE TRAVEL	0	0	50		0	0	0	(50)	na	
100-11-107-11-8508	0000	EQUIPMENT REPAIR	613	619	1,314		300	300	300	(1,014)	23%	
100-11-107-11-8516	0000	MEMBERSHIP FEES & DUES	167	168	200		168	168	168	(32)	84%	
100-11-107-11-8803	0000	INSTRUCTIONAL EQUIPMENT <\$5000	0	167	1,534		0	0	0	(1,534)	na	
100-11-107-11-8803	2001	INSTRUCTIONAL EQUIPMENT <\$5000-BIOLOG	0	0	0		3,000	3,000	3,000	3,000	na	
100-11-107-11-8803	2002	INSTRUCTIONAL EQUIPMENT <\$5000-CHEMIS	0	0	0		3,000	3,000	3,000	3,000	na	
100-11-107-11-8803	2003	INSTRUCTIONAL EQUIPMENT <\$5000-GEN SC	0	0	0		2,500	2,500	2,500	2,500	na	
100-11-107-11-8803	2004	INSTRUCTIONAL EQUIPMENT <\$5000-ENVIRO	0	0	0		2,500	2,500	2,500	2,500	na	
100-11-107-51-8803	0000	INSTRUCTIONAL EQUIPMENT <\$5000	0	0	5,410		0	0	0	(5,410)	na	
TOTAL MATERIAL & SERVICES			44,197	28,859	43,267		22,507	22,507	22,507	(20,760)	52%	
TOTAL SCIENCE			329,135	358,875	395,194	3.8%	381,799	381,799	381,799	(13,395)	97%	3.0%

COLUMBIA GORGE COMMUNITY COLLEGE

Account Number	Prj	Description	Actual 2010-11	Actual 2011-12	ADJ Bgt 2012-13	% of Total	Proposed 2013-14	Approved 2013-14	Adopted 2013-14	\$Chg Incr(Decr)	% of Prior Bgt	% of Total
SOCIAL SCIENCE												
PERSONNEL SERVICES												
SALARY EXPENSE												
100-11-108-11-6401	0000	FULL TIME INSTRUCTOR SALARIES	64,141	64,141	66,386		68,730	68,730	68,730	2,344	104%	
100-11-108-11-6402	0000	FTF EXTRA CONTRACT DAYS PAY	0	356	0		0	0	0	0	na	
100-11-108-11-6403	0000	FTF OVERLOAD PAY	0	0	0		0	0	0	0	na	
100-11-108-11-6421	0000	PART TIME INSTRUCTOR WAGES	57,444	65,147	69,000		65,415	65,415	65,415	(3,585)	95%	
100-11-108-51-6421	0000	PART TIME INSTRUCTOR WAGES	11,052	8,509	15,500		19,796	19,796	19,796	4,296	128%	
100-11-108-11-6441	0000	CURRICULUM DEVELOPMENT WAGES	0	0	3,000		4,312	4,312	4,312	1,312	144%	
100-11-108-11-6442	0000	SPECIAL PROJECT WAGES	512	847	500		1,470	1,470	1,470	970	294%	
100-11-108-51-6442	0000	SPECIAL PROJECT WAGES	0	0	0		0	0	0	0	na	
TOTAL SALARY EXPENSE			133,149	139,000	154,386		159,723	159,723	159,723	5,337	103%	
OTHER PAYROLL EXPENSE												
100-11-108-11-6901	0000	SOCIAL SECURITY	9,341	9,983	10,625		10,704	10,704	10,704	79	101%	
100-11-108-51-6901	0000	SOCIAL SECURITY	846	651	1,186		1,514	1,514	1,514	328	128%	
100-11-108-11-6902	0000	WORKERS' COMPENSATION INS	448	576	694		658	658	658	(36)	95%	
100-11-108-51-6902	0000	WORKERS' COMPENSATION INS	41	37	78		93	93	93	15	119%	
100-11-108-11-6903	0000	STATE WORKERS BENEFIT FUND	35	36	69		59	59	59	(10)	86%	
100-11-108-51-6903	0000	STATE WORKERS BENEFIT FUND	3	3	8		7	7	7	(1)	88%	
100-11-108-11-6904	0000	UNEMPLOYMENT INSURANCE	1,929	2,217	3,194		1,702	1,702	1,702	(1,492)	53%	
100-11-108-51-6904	0000	UNEMPLOYMENT INSURANCE	237	196	357		455	455	455	98	127%	
100-11-108-11-6905	0000	PERS	17,786	17,483	22,597		29,427	29,427	29,427	6,830	130%	
100-11-108-51-6905	0000	PERS	1,980	1,646	2,522		4,163	4,163	4,163	1,641	165%	
100-11-108-11-6906	0000	DISABILITY INSURANCE	128	128	133		294	294	294	161	221%	
100-11-108-51-6906	0000	DISABILITY INSURANCE	0	0	0		42	42	42	42	na	
100-11-108-11-6907	0000	LIFE INSURANCE	14	14	14		57	57	57	43	407%	
100-11-108-51-6907	0000	LIFE INSURANCE	0	0	0		14	14	14	14	na	
100-11-108-11-6908	0000	HEALTH INSURANCE	8,264	8,584	9,614		9,060	9,060	9,060	(554)	94%	
TOTAL OTHER PAYROLL EXPENSE			41,052	41,552	51,091		58,249	58,249	58,249	7,158	114%	
TOTAL PERSONNEL SERVICES			174,201	180,552	205,477		217,972	217,972	217,972	12,495	106%	
MATERIALS & SERVICES												
100-11-108-51-7206	0000	INSTRUCTIONAL CONTRACTED SERVICES	0	0	0		0	0	0	0	na	
100-11-108-11-7211	0000	PCC CONTRACT EXPENSE	18,508	9,867	10,304		0	0	0	(10,304)	na	
100-11-108-51-7211	0000	PCC CONTRACT EXPENSE	1,682	648	1,180		0	0	0	(1,180)	na	
100-11-108-11-7213	0000	SOFTWARE & LICENSES	0	0	0		0	0	0	0	na	
100-11-108-11-7510	0000	POSTAGE	1	17	30		0	0	0	(30)	na	
100-11-108-11-7521	0000	SHIPPING & FREIGHT	11	0	0		11	11	11	11	na	
100-11-108-11-7601	0000	PRINTING & DUPLICATING	585	426	400		0	0	0	(400)	na	
100-11-108-11-7901	0000	SUBSCRIPTIONS	0	0	100		0	0	0	(100)	na	
100-11-108-11-8006	0000	INSTRUCTIONAL SUPPLIES	99	155	32		155	155	155	123	484%	
100-11-108-51-8006	0000	INSTRUCTIONAL SUPPLIES	50	192	100		192	192	192	92	192%	
100-11-108-11-8201	0000	CONFERENCE FEES	225	254	0		254	254	254	254	na	
100-11-108-11-8205	0000	EMPLOYEE TRAVEL	70	150	100		150	150	150	50	150%	
100-11-108-51-8205	0000	EMPLOYEE TRAVEL	0	0	0		0	0	0	0	na	

COLUMBIA GORGE COMMUNITY COLLEGE

Account Number	Prj	Description	Actual 2010-11	Actual 2011-12	ADJ Bgt 2012-13	% of Total	Proposed 2013-14	Approved 2013-14	Adopted 2013-14	\$Chg Incr(Decr)	% of Prior Bgt	% of Total
100-11-108-11-8508	0000	EQUIPMENT REPAIR	0	0	0		0	0	0	0	na	
100-11-108-11-8509	0000	FOOD & REFRESHMENTS	0	0	0		0	0	0	0	na	
100-11-108-11-8515	0000	MEETING & CONFERENCE EXPENSE	0	0	0		0	0	0	0	na	
100-11-108-11-8516	0000	MEMBERSHIP FEES & DUES	248	245	264		248	248	248	(16)	94%	
100-11-108-11-8803	0000	INSTRUCTIONAL EQUIPMENT <\$5000	0	0	0		0	0	0	0	na	
TOTAL MATERIAL & SERVICES			21,480	11,954	12,510		1,010	1,010	1,010	(11,500)	8%	
TOTAL SOCIAL SCIENCE			195,681	192,507	217,987	2.1%	218,982	218,982	218,982	995	100%	1.7%

COLUMBIA GORGE COMMUNITY COLLEGE

Account Number	Prj	Description	Actual 2010-11	Actual 2011-12	ADJ Bgt 2012-13	% of Total	Proposed 2013-14	Approved 2013-14	Adopted 2013-14	\$Chg Incr(Decr)	% of Prior Bgt	% of Total
FIRST AID & CPR												
PERSONNEL SERVICES												
SALARY EXPENSE												
100-11-109-11-6421	0000	PART TIME INSTRUCTOR WAGES	2,366	2,868	4,529		3,929	3,929	3,929	(600)	87%	
100-11-109-11-6442	0000	SPECIAL PROJECT WAGES	0	578	0		0	0	0	0	na	
TOTAL SALARY EXPENSE			2,366	3,446	4,529		3,929	3,929	3,929	(600)	87%	
OTHER PAYROLL EXPENSE												
100-11-109-11-6901	0000	SOCIAL SECURITY	181	264	346		301	301	301	(45)	87%	
100-11-109-11-6902	0000	WORKERS' COMPENSATION INS	9	15	23		18	18	18	(5)	78%	
100-11-109-11-6903	0000	STATE WORKERS BENEFIT FUND	1	1	2		1	1	1	(1)	50%	
100-11-109-11-6904	0000	UNEMPLOYMENT INSURANCE	50	79	104		90	90	90	(14)	87%	
100-11-109-11-6905	0000	PERS	84	485	737		542	542	542	(195)	74%	
100-11-109-11-6906	0000	DISABILITY INSURANCE	0	0	0		8	8	8	8	na	
100-11-109-11-6907	0000	LIFE INSURANCE	0	0	0		29	29	29	29	na	
100-11-109-11-6908	0000	HEALTH INSURANCE	0	0	0		0	0	0	0	na	
TOTAL OTHER PAYROLL EXPENSE			325	844	1,212		989	989	989	(223)	82%	
TOTAL PERSONNEL SERVICES			2,691	4,290	5,741		4,918	4,918	4,918	(823)	86%	
MATERIALS & SERVICES												
100-11-109-11-7211	0000	PCC CONTRACT EXPENSE	360	218	345		0	0	0	(345)	na	
100-11-109-11-7510	0000	POSTAGE	18	16	50		0	0	0	(50)	na	
100-11-109-11-7601	0000	PRINTING & DUPLICATING		0	50		0	0	0	(50)	na	
100-11-109-11-8006	0000	INSTRUCTIONAL SUPPLIES	240	275	1,437		1,452	1,452	1,452	15	101%	
TOTAL MATERIAL & SERVICES			618	509	1,882		1,452	1,452	1,452	(430)	77%	
TOTAL FIRST AID & CPR			3,310	4,799	7,623	0.1%	6,370	6,370	6,370	(1,253)	84%	0.0%

COLUMBIA GORGE COMMUNITY COLLEGE

Account Number	Prj	Description	Actual 2010-11	Actual 2011-12	ADJ Bgt 2012-13	% of Total	Proposed 2013-14	Approved 2013-14	Adopted 2013-14	\$Chg Incr(Decr)	% of Prior Bgt	% of Total
EARLY COLLEGE												
PERSONNEL SERVICES												
SALARY EXPENSE												
100-11-110-11-6108	0000	PT PROFESSIONAL SUPPORT SALARIES	0	0	0		0	0	0	0	na	
100-11-110-11-6421	0000	PART TIME INSTRUCTOR WAGES	0	8,372	25,000		8,390	8,390	8,390	(16,610)	34%	
100-11-110-11-6441	0000	CURRICULUM DEVELOPMENT WAGES	0	2,451	5,000		1,776	1,776	1,776	(3,224)	36%	
100-11-110-11-6442	0000	SPECIAL PROJECT WAGES	0	361	0		361	361	361	361	na	
TOTAL SALARY EXPENSE			0	11,184	30,000		10,527	10,527	10,527	(19,473)	35%	
OTHER PAYROLL EXPENSE												
100-11-110-11-6901	0000	SOCIAL SECURITY	0	856	2,295		805	805	805	(1,490)	35%	
100-11-110-11-6902	0000	WORKERS' COMPENSATION INS	0	49	150		49	49	49	(101)	33%	
100-11-110-11-6903	0000	STATE WORKERS BENEFIT FUND	0	4	15		4	4	4	(11)	27%	
100-11-110-11-6904	0000	UNEMPLOYMENT INSURANCE	0	220	690		242	242	242	(448)	35%	
100-11-110-11-6905	0000	PERS	0	1,308	4,881		2,214	2,214	2,214	(2,667)	45%	
100-11-110-11-6906	0000	DISABILITY INSURANCE	0	0	0		22	22	22	22	na	
100-11-110-11-6907	0000	LIFE INSURANCE	0	0	0		43	43	43	43	na	
100-11-110-11-6908	0000	HEALTH INSURANCE	0	0	0		0	0	0	0	na	
TOTAL OTHER PAYROLL EXPENSE			0	2,437	8,031		3,379	3,379	3,379	(4,652)	42%	
TOTAL PERSONNEL SERVICES			0	13,620	38,031		13,906	13,906	13,906	(24,125)	37%	
MATERIALS & SERVICES												
100-11-110-11-7206	0000	INSTRUCTIONAL CONTRACTED SERVICES	0	0	0		0	0	0	0	na	
100-11-110-11-7211	0000	PCC CONTRACT EXPENSE	0	637	1,903		0	0	0	(1,903)	na	
100-11-110-11-7510	0000	POSTAGE	0	9	100		0	0	0	(100)	na	
100-11-110-11-7601	0000	PRINTING & DUPLICATING	0	0	500		0	0	0	(500)	na	
100-11-110-11-8006	0000	INSTRUCTIONAL SUPPLIES	0	105	2,362		105	105	105	(2,257)	4%	
100-11-110-11-8205	0000	EMPLOYEE TRAVEL	0	0	29		0	0	0	(29)	na	
100-11-110-11-8509	0000	FOOD & REFRESHMENTS	0	52	287		52	52	52	(235)	18%	
TOTAL MATERIAL & SERVICES			0	803	5,181		157	157	157	(5,024)	3%	
TOTAL EARLY COLLEGE			0	14,424	43,212	0.4%	14,063	14,063	14,063	(29,149)	33%	0.1%

COLUMBIA GORGE COMMUNITY COLLEGE

Account Number	Prj	Description	Actual 2010-11	Actual 2011-12	ADJ Bgt 2012-13	% of Total	Proposed 2013-14	Approved 2013-14	Adopted 2013-14	\$Chg Incr(Decr)	% of Prior Bgt	% of Total
COMPUTER APPLICATIONS/OFFICE SYSTEMS												
PERSONNEL SERVICES												
SALARY EXPENSE												
100-12-121-11-6401	0000	FULL TIME INSTRUCTOR SALARIES	0	0	0		0	0	0	0	na	
100-12-121-11-6421	0000	PART TIME INSTRUCTOR WAGES	51,184	63,357	67,000		63,355	63,355	63,355	(3,645)	95%	
100-12-121-51-6421	0000	PART TIME INSTRUCTOR WAGES	2,133	2,133	0		0	0	0	0	na	
100-12-121-11-6441	0000	CURRICULUM DEVELOPMENT WAGES	1,646	941	0		4,261	4,261	4,261	4,261	na	
100-12-121-11-6442	0000	SPECIAL PROJECT WAGES	455	2,561	3,500		5,196	5,196	5,196	1,696	148%	
TOTAL SALARY EXPENSE			55,418	68,993	70,500		72,812	72,812	72,812	2,312	103%	
OTHER PAYROLL EXPENSE												
100-12-121-11-6901	0000	SOCIAL SECURITY	4,076	5,115	5,393		5,570	5,570	5,570	177	103%	
100-12-121-51-6901	0000	SOCIAL SECURITY	163	163	0		0	0	0	0	na	
100-12-121-11-6902	0000	WORKERS' COMPENSATION INS	196	293	353		342	342	342	(11)	97%	
100-12-121-51-6902	0000	WORKERS' COMPENSATION INS	8	9	0		0	0	0	0	na	
100-12-121-11-6903	0000	STATE WORKERS BENEFIT FUND	19	26	35		82	82	82	47	234%	
100-12-121-51-6903	0000	STATE WORKERS BENEFIT FUND	1	1	0		0	0	0	0	na	
100-12-121-11-6904	0000	UNEMPLOYMENT INSURANCE	1,147	1,538	1,622		1,002	1,002	1,002	(620)	62%	
100-12-121-51-6904	0000	UNEMPLOYMENT INSURANCE	49	49	0		0	0	0	0	na	
100-12-121-11-6905	0000	PERS	3,280	5,191	11,470		15,312	15,312	15,312	3,842	133%	
100-12-121-51-6905	0000	PERS	0	0	0		0	0	0	0	na	
100-12-121-11-6906	0000	DISABILITY INSURANCE	0	0	0		153	153	153	153	na	
100-12-121-11-6907	0000	LIFE INSURANCE	0	0	0		43	43	43	43	na	
100-12-121-11-6908	0000	HEALTH INSURANCE	0	0	0		0	0	0	0	na	
TOTAL OTHER PAYROLL EXPENSE			8,939	12,385	18,873		22,504	22,504	22,504	3,631	119%	
TOTAL PERSONNEL SERVICES			64,357	81,378	89,373		95,316	95,316	95,316	5,943	107%	
MATERIALS & SERVICES												
100-12-121-11-7211	0000	PCC CONTRACT EXPENSE	7,791	4,822	5,099		0	0	0	(5,099)	na	
100-12-121-51-7211	0000	PCC CONTRACT EXPENSE	325	162	0		0	0	0	0	na	
100-12-121-11-7510	0000	POSTAGE	0	3	10		0	0	0	(10)	na	
100-12-121-51-7510	0000	POSTAGE	4	0	0		0	0	0	0	na	
100-12-121-11-7521	0000	SHIPPING & FREIGHT	17	0	0		17	17	17	17	na	
100-12-121-11-7601	0000	PRINTING & DUPLICATING	102	251	100		0	0	0	(100)	na	
100-12-121-51-7601	0000	PRINTING & DUPLICATING	0	315	50		0	0	0	(50)	na	
100-12-121-11-8006	0000	INSTRUCTIONAL SUPPLIES	312	0	100		312	312	312	212	312%	
100-12-121-51-8006	0000	INSTRUCTIONAL SUPPLIES	14	170	0		0	0	0	0	na	
100-12-121-51-8201	0000	CONFERENCE FEES	0	59	0		59	59	59	59	na	
100-12-121-11-8205	0000	EMPLOYEE TRAVEL	0	0	2,100		700	700	700	(1,400)	33%	
TOTAL MATERIAL & SERVICES			8,564	5,782	7,459		1,088	1,088	1,088	(6,371)	15%	
TOTAL COMPUTER APPLICATIONS/OFC SYST			72,920	87,160	96,832	0.9%	96,404	96,404	96,404	(428)	100%	0.7%

COLUMBIA GORGE COMMUNITY COLLEGE

Account Number	Prj	Description	Actual 2010-11	Actual 2011-12	ADJ Bgt 2012-13	% of Total	Proposed 2013-14	Approved 2013-14	Adopted 2013-14	\$Chg Incr(Decr)	% of Prior Bgt	% of Total
COMPUTER SCIENCE												
PERSONNEL SERVICES												
SALARY EXPENSE												
100-12-122-11-6421	0000	PART TIME INSTRUCTOR WAGES	12,957	6,479	16,800		6,840	6,840	6,840	(9,960)	41%	
100-12-122-11-6441	0000	CURRICULUM DEVELOPMENT WAGES	0	0	3,000		3,500	3,500	3,500	500	117%	
TOTAL SALARY EXPENSE			12,957	6,479	19,800		10,340	10,340	10,340	(9,460)	52%	
OTHER PAYROLL EXPENSE												
100-12-122-11-6901	0000	SOCIAL SECURITY	991	496	1,515		791	791	791	(724)	52%	
100-12-122-11-6902	0000	WORKERS' COMPENSATION INS	48	28	99		49	49	49	(50)	49%	
100-12-122-11-6903	0000	STATE WORKERS BENEFIT FUND	4	2	10		32	32	32	22	320%	
100-12-122-11-6904	0000	UNEMPLOYMENT INSURANCE	272	149	455		238	238	238	(217)	52%	
100-12-122-11-6905	0000	PERS	0	0	3,221		736	736	736	(2,485)	23%	
100-12-122-51-6905	0000	PERS	0	0	0		0	0	0	0	na	
100-12-122-11-6906	0000	DISABILITY INSURANCE	0	0	0		22	22	22	22	na	
100-12-122-11-6907	0000	LIFE INSURANCE	0	0	0		43	43	43	43	na	
100-12-122-11-6908	0000	HEALTH INSURANCE	0	0	0		0	0	0	0	na	
TOTAL OTHER PAYROLL EXPENSE			1,315	675	5,300		1,911	1,911	1,911	(3,389)	36%	
TOTAL PERSONNEL SERVICES			14,272	7,154	25,100		12,251	12,251	12,251	(12,849)	49%	
MATERIALS & SERVICES												
100-12-122-11-7211	0000	PCC CONTRACT EXPENSE	1,972	493	1,279		0	0	0	(1,279)	na	
100-12-122-51-7211	0000	PCC CONTRACT EXPENSE	0	0	0		0	0	0	0	na	
100-12-122-11-7213	0000	SOFTWARE & LICENSES	0	0	500		0	0	0	(500)	na	
100-12-122-11-7510	0000	POSTAGE	0	0	25		0	0	0	(25)	na	
100-12-122-11-8006	0000	INSTRUCTIONAL SUPPLIES	0	0	50		0	0	0	(50)	na	
100-12-122-11-8515	0000	MEETING & CONFERENCE EXPENSE	0	0	0		0	0	0	0	na	
TOTAL MATERIAL & SERVICES			1,972	493	1,854		0	0	0	(1,854)	na	
TOTAL COMPUTER SCIENCE			16,244	7,647	26,954	0.3%	12,251	12,251	12,251	(14,703)	45%	0.1%

COLUMBIA GORGE COMMUNITY COLLEGE

Account Number	Prj	Description	Actual 2010-11	Actual 2011-12	ADJ Bgt 2012-13	% of Total	Proposed 2013-14	Approved 2013-14	Adopted 2013-14	\$Chg Incr(Decr)	% of Prior Bgt	% of Total
EMERGENCY MEDICAL TECHNICIAN PROGRAM												
PERSONNEL SERVICES												
SALARY EXPENSE												
100-12-125-11-6107	0000	FT PROFESSIONAL SUPPORT SALARIES	0	0	0		0	0	0	0	na	
100-12-125-11-6108	0000	PT PROFESSIONAL SUPPORT SALARIES	0	0	0		0	0	0	0	na	
100-12-125-11-6421	0000	PART TIME INSTRUCTOR WAGES	919	0	0		0	0	0	0	na	
100-12-125-51-6421	0000	PART TIME INSTRUCTOR WAGES	15,520	19,483	18,995		18,890	18,890	18,890	(105)	99%	
100-12-125-11-6442	0000	SPECIAL PROJECT WAGES	7,528	8,679	8,048		16,281	16,281	16,281	8,233	202%	
TOTAL SALARY EXPENSE			23,968	28,161	27,043		35,171	35,171	35,171	8,128	130%	
OTHER PAYROLL EXPENSE												
100-12-125-11-6901	0000	SOCIAL SECURITY	646	703	616		1,245	1,245	1,245	629	202%	
100-12-125-51-6901	0000	SOCIAL SECURITY	1,187	1,451	1,453		1,445	1,445	1,445	(8)	99%	
100-12-125-11-6902	0000	WORKERS' COMPENSATION INS	31	40	40		77	77	77	37	193%	
100-12-125-51-6902	0000	WORKERS' COMPENSATION INS	57	83	95		89	89	89	(6)	94%	
100-12-125-11-6903	0000	STATE WORKERS BENEFIT FUND	4	4	4		12	12	12	8	300%	
100-12-125-51-6903	0000	STATE WORKERS BENEFIT FUND	6	7	9		7	7	7	(2)	78%	
100-12-125-11-6904	0000	UNEMPLOYMENT INSURANCE	185	211	185		374	374	374	189	202%	
100-12-125-51-6904	0000	UNEMPLOYMENT INSURANCE	335	436	437		434	434	434	(3)	99%	
100-12-125-11-6905	0000	PERS	967	1,273	1,309		3,424	3,424	3,424	2,115	262%	
100-12-125-51-6905	0000	PERS	1,725	2,638	3,090		2,102	2,102	2,102	(988)	68%	
100-12-125-11-6906	0000	DISABILITY INSURANCE	0	0	0		34	34	34	34	na	
100-12-125-51-6906	0000	DISABILITY INSURANCE	0	0	0		40	40	40	40	na	
100-12-125-11-6907	0000	LIFE INSURANCE	0	0	0		29	29	29	29	na	
100-12-125-51-6907	0000	LIFE INSURANCE	0	0	0		29	29	29	29	na	
100-12-125-11-6908	0000	HEALTH INSURANCE	0	0	0		0	0	0	0	na	
TOTAL OTHER PAYROLL EXPENSE			5,145	6,849	7,238		9,341	9,341	9,341	2,103	129%	
TOTAL PERSONNEL SERVICES			29,112	35,010	34,281		44,512	44,512	44,512	10,231	130%	
MATERIALS & SERVICES												
100-12-125-11-7206	0000	INSTRUCTIONAL CONTRACTED SERVICES	582	713	1,320		713	713	713	(607)	54%	
100-12-125-11-7211	0000	PCC CONTRACT EXPENSE	140	0	0		0	0	0	0	na	
100-12-125-51-7211	0000	PCC CONTRACT EXPENSE	2,363	1,483	1,446		0	0	0	(1,446)	na	
100-12-125-11-7510	0000	POSTAGE	6	23	30		0	0	0	(30)	na	
100-12-125-51-7510	0000	POSTAGE	2	2	0		0	0	0	0	na	
100-12-125-11-7521	0000	SHIPPING & FREIGHT	0	0	50		0	0	0	(50)	na	
100-12-125-11-7601	0000	PRINTING & DUPLICATING	371	607	492		0	0	0	(492)	na	
100-12-125-11-8006	0000	INSTRUCTIONAL SUPPLIES	132	0	0		0	0	0	0	na	
100-12-125-51-8006	0000	INSTRUCTIONAL SUPPLIES	1,700	2,519	2,278		1,328	1,328	1,328	(950)	58%	
100-12-125-11-8201	0000	CONFERENCE FEES	0	0	1,050		0	0	0	(1,050)	na	
100-12-125-51-8201	0000	CONFERENCE FEES	0	140	0		350	350	350	350	na	
100-12-125-11-8205	0000	EMPLOYEE TRAVEL	337	114	614		337	337	337	(277)	55%	
100-12-125-11-8509	0000	FOOD & REFRESHMENTS	109	0	150		114	114	114	(36)	76%	
100-12-125-51-8803	0000	INSTRUCTIONAL EQUIPMENT <\$5000	937	0	500		437	437	437	(63)	87%	
TOTAL MATERIAL & SERVICES			6,679	5,670	7,930		3,279	3,279	3,279	(4,651)	41%	
TOTAL EMT PROGRAM			35,791	40,681	42,211	0.4%	47,791	47,791	47,791	5,580	113%	0.4%

COLUMBIA GORGE COMMUNITY COLLEGE

Account Number	Prj	Description	Actual 2010-11	Actual 2011-12	ADJ Bgt 2012-13	% of Total	Proposed 2013-14	Approved 2013-14	Adopted 2013-14	\$Chg Incr(Decr)	% of Prior Bgt	% of Total
NURSING												
PERSONNEL SERVICES												
SALARY EXPENSE												
100-12-127-11-6105	0000	DIRECTOR SALARIES	72,764	74,947	74,947		79,518	79,518	79,518	4,571	106%	
100-12-127-11-6107	0000	FT PROFESSIONAL SUPPORT SALARIES	0	0	0		0	0	0	0	na	
100-12-127-11-6301	0000	FULL TIME CLASSIFIED WAGES	11,502	0	0		27,810	27,810	27,810	27,810	na	
100-12-127-11-6302	0000	PART TIME CLASSIFIED WAGES	8,941	20,193	20,015		0	0	0	(20,015)	na	
100-12-127-11-6401	0000	FULL TIME INSTRUCTOR SALARIES	218,318	252,263	263,645		283,891	283,891	283,891	20,246	108%	
100-12-127-11-6402	0000	FTF EXTRA CONTRACT DAYS PAY	0	3,250	0		0	0	0	0	na	
100-12-127-11-6403	0000	FTF OVERLOAD PAY	6,665	0	3,500		3,500	3,500	3,500	0	100%	
100-12-127-11-6421	0000	PART TIME INSTRUCTOR WAGES	78,062	65,848	78,000		89,961	89,961	89,961	11,961	115%	
100-12-127-11-6442	0000	SPECIAL PROJECT WAGES	20,768	14,718	19,800		17,320	17,320	17,320	(2,480)	87%	
100-12-127-11-6701	0000	STUDENT WAGES	0	86	250		250	250	250	0	100%	
100-12-127-11-6801	0000	EMPLOYEE TAXABLE ALLOWANCE	0	196	0		196	196	196	196	na	
TOTAL SALARY EXPENSE			417,022	431,501	460,157		502,446	502,446	502,446	42,289	109%	
OTHER PAYROLL EXPENSE												
100-12-127-11-6901	0000	SOCIAL SECURITY	31,142	32,159	35,202		38,154	38,154	38,154	2,952	108%	
100-12-127-11-6902	0000	WORKERS' COMPENSATION INS	1,531	1,911	2,301		2,344	2,344	2,344	43	102%	
100-12-127-11-6903	0000	STATE WORKERS BENEFIT FUND	163	169	230		230	230	230	0	100%	
100-12-127-11-6904	0000	UNEMPLOYMENT INSURANCE	6,178	7,529	10,584		7,318	7,318	7,318	(3,266)	69%	
100-12-127-11-6905	0000	PERS	45,294	58,731	74,868		94,823	94,823	94,823	19,955	127%	
100-12-127-11-6906	0000	DISABILITY INSURANCE	588	668	684		1,047	1,047	1,047	363	153%	
100-12-127-11-6907	0000	LIFE INSURANCE	72	84	82		171	171	171	89	209%	
100-12-127-11-6908	0000	HEALTH INSURANCE	68,485	79,230	85,972		86,686	86,686	86,686	714	101%	
TOTAL OTHER PAYROLL EXPENSE			153,453	180,482	209,923		230,773	230,773	230,773	20,850	110%	
TOTAL PERSONNEL SERVICES			570,475	611,982	670,080		733,219	733,219	733,219	63,139	109%	
MATERIALS & SERVICES												
100-12-127-11-7206	0000	INSTRUCTIONAL CONTRACTED SERVICES	8,566	11,013	17,544		26,480	26,480	26,480	8,936	151%	
100-12-127-11-7211	0000	PCC CONTRACT EXPENSE	46,130	24,459	26,269		0	0	0	(26,269)	na	
100-12-127-11-7213	0000	SOFTWARE & LICENSES	350	350	4,554		350	350	350	(4,204)	8%	
100-12-127-11-7510	0000	POSTAGE	153	179	200		0	0	0	(200)	na	
100-12-127-11-7521	0000	SHIPPING & FREIGHT	0	19	126		19	19	19	(107)	15%	
100-12-127-11-7601	0000	PRINTING & DUPLICATING	4,026	4,872	4,000		0	0	0	(4,000)	na	
100-12-127-11-7901	0000	SUBSCRIPTIONS	2,904	2,324	5,686		4,400	4,400	4,400	(1,286)	77%	
100-12-127-11-8006	0000	INSTRUCTIONAL SUPPLIES	7,394	5,483	10,145		9,000	9,000	9,000	(1,145)	89%	
100-12-127-11-8009	0000	OFFICE SUPPLIES	2,196	4,599	2,097		3,000	3,000	3,000	903	143%	
100-12-127-11-8101	0000	CELLULAR TELECOMMUNICATIONS	160	150	200		175	175	175	(25)	88%	
100-12-127-11-8201	0000	CONFERENCE FEES	75	1,361	5,450		5,450	5,450	5,450	0	100%	
100-12-127-11-8205	0000	EMPLOYEE TRAVEL	1,224	1,862	3,000		3,000	3,000	3,000	0	100%	
100-12-127-11-8508	0000	EQUIPMENT REPAIR	832	3,257	7,096		3,257	3,257	3,257	(3,839)	46%	
100-12-127-11-8509	0000	FOOD & REFRESHMENTS	0	0	1,201		250	250	250	(951)	21%	
100-12-127-11-8512	0000	GIFTS EXPENSE	457	503	700		700	700	700	0	100%	
100-12-127-11-8515	0000	MEETING & CONFERENCE EXPENSE	0	0	0		1,500	1,500	1,500	1,500	na	
100-12-127-11-8516	0000	MEMBERSHIP FEES & DUES	110	115	115		115	115	115	0	100%	

COLUMBIA GORGE COMMUNITY COLLEGE

Account Number	Prj	Description	Actual 2010-11	Actual 2011-12	ADJ Bgt 2012-13	% of Total	Proposed 2013-14	Approved 2013-14	Adopted 2013-14	\$Chg Incr(Decr)	% of Prior Bgt	% of Total
100-12-127-11-8803	0000	INSTRUCTIONAL EQUIPMENT <\$5000	613	0	3,980		8,700	8,700	8,700	4,720	219%	
TOTAL MATERIAL & SERVICES			75,190	60,545	92,363		66,396	66,396	66,396	(25,967)	72%	
TOTAL NURSING			645,665	672,527	762,443	7.3%	799,615	799,615	799,615	37,172	105%	6.2%

COLUMBIA GORGE COMMUNITY COLLEGE

Account Number	Prj	Description	Actual 2010-11	Actual 2011-12	ADJ Bgt 2012-13	% of Total	Proposed 2013-14	Approved 2013-14	Adopted 2013-14	\$Chg Incr(Decr)	% of Prior Bgt	% of Total
OTHER PROFESSIONAL TECHNICAL												
PERSONNEL SERVICES												
SALARY EXPENSE												
100-12-128-11-6421	0000	PART TIME INSTRUCTOR WAGES	15,716	10,449	11,500		14,217	14,217	14,217	2,717	124%	
100-12-128-51-6421	0000	PART TIME INSTRUCTOR WAGES	13,273	18,617	15,000		16,619	16,619	16,619	1,619	111%	
100-12-128-11-6441	0000	CURRICULUM DEVELOPMENT	0	3,067	0		3,067	3,067	3,067	3,067	na	
100-12-128-51-6442	0000	SPECIAL PROJECT WAGES	0	105	2,000		0	0	0	(2,000)	na	
TOTAL SALARY EXPENSE			28,989	32,238	28,500		33,903	33,903	33,903	5,403	119%	
OTHER PAYROLL EXPENSE												
100-12-128-11-6901	0000	SOCIAL SECURITY	1,202	1,034	1,033		1,322	1,322	1,322	289	128%	
100-12-128-51-6901	0000	SOCIAL SECURITY	1,015	1,432	1,148		1,271	1,271	1,271	123	111%	
100-12-128-11-6902	0000	WORKERS' COMPENSATION INS	58	59	68		81	81	81	13	119%	
100-12-128-51-6902	0000	WORKERS' COMPENSATION INS	49	82	75		78	78	78	3	104%	
100-12-128-11-6903	0000	STATE WORKERS BENEFIT FUND	4	4	7		9	9	9	2	129%	
100-12-128-51-6903	0000	STATE WORKERS BENEFIT FUND	5	6	8		7	7	7	(1)	88%	
100-12-128-11-6904	0000	UNEMPLOYMENT INSURANCE	342	311	311		398	398	398	87	128%	
100-12-128-51-6904	0000	UNEMPLOYMENT INSURANCE	284	431	345		382	382	382	37	111%	
100-12-128-11-6905	0000	PERS	920	1,653	2,196		3,635	3,635	3,635	1,439	166%	
100-12-128-51-6905	0000	PERS	1,117	2,086	2,441		3,495	3,495	3,495	1,054	143%	
100-12-128-11-6906	0000	DISABILITY INSURANCE	0	0	0		36	36	36	36	na	
100-12-128-51-6906	0000	DISABILITY INSURANCE	0	0	0		35	35	35	35	na	
100-12-128-11-6907	0000	LIFE INSURANCE	0	0	0		29	29	29	29	na	
100-12-128-51-6907	0000	LIFE INSURANCE	0	0	0		14	14	14	14	na	
100-12-128-11-6908	0000	HEALTH INSURANCE	0	0	0		0	0	0	0	na	
TOTAL OTHER PAYROLL EXPENSE			4,995	7,098	7,632		10,792	10,792	10,792	3,160	141%	
TOTAL PERSONNEL SERVICES			33,985	39,337	36,132		44,695	44,695	44,695	8,563	124%	
MATERIALS & SERVICES												
100-12-128-11-7210	0000	OTHER CONTRACTED SERVICES	0	0	275		0	0	0	(275)	na	
100-12-128-11-7211	0000	PCC CONTRACT EXPENSE	2,392	795	875		0	0	0	(875)	na	
100-12-128-51-7211	0000	PCC CONTRACT EXPENSE	2,020	1,417	1,142		0	0	0	(1,142)	na	
100-12-128-11-7510	0000	POSTAGE	1	0	25		0	0	0	(25)	na	
100-12-128-11-7521	0000	SHIPPING & FREIGHT	0	119	0		14	14	14	14	na	
100-12-128-11-7601	0000	PRINTING & DUPLICATING	80	2,700	200		0	0	0	(200)	na	
100-12-128-51-7702	0000	FACILITY LEASE	2,400	621	3,200		2700	2700	2700	(500)	84%	
100-12-128-11-8006	0000	INSTRUCTIONAL SUPPLIES	452	0	825		621	621	621	(204)	75%	
100-12-128-11-8201	0000	CONFERENCE FEES	0	0	75		0	0	0	(75)	na	
100-12-128-11-8205	0000	EMPLOYEE TRAVEL	0	0	1,110		350	350	350	(760)	32%	
100-12-128-11-8509	0000	FOOD & REFRESHMENTS	0	0	0		0	0	0	0	na	
100-12-128-11-8516	0000	MEMBERSHIP FEES & DUES	0	0	0		0	0	0	0	na	
100-12-128-11-8527	0000	COMMUNITY ACTIVITIES & EVENTS	0	0	15,000		0	0	0	0	na	
TOTAL MATERIAL & SERVICES			7,346	5,667	22,727		3,685	3,685	3,685	(19,042)	16%	
TOTAL OTHER PROFESSIONAL TECHNICAL			41,331	45,003	58,859	0.6%	48,380	48,380	48,380	(10,479)	82%	0.4%

COLUMBIA GORGE COMMUNITY COLLEGE

Account Number	Prj	Description	Actual 2010-11	Actual 2011-12	ADJ Bgt 2012-13	% of Total	Proposed 2013-14	Approved 2013-14	Adopted 2013-14	\$Chg Incr(Decr)	% of Prior Bgt	% of Total
PRE-COLLEGE MATH												
PERSONNEL SERVICES												
SALARY EXPENSE												
100-12-129-11-6421	0000	PART TIME INSTRUCTOR WAGES	64,687	64,734	75,000		66,124	66,124	66,124	(8,876)	88%	
100-12-129-51-6421	0000	PART TIME INSTRUCTOR WAGES	36,297	41,463	39,200		41,936	41,936	41,936	2,736	107%	
100-12-129-11-6442	0000	SPECIAL PROJECT WAGES	0	0	0		0	0	0	0	na	
TOTAL SALARY EXPENSE			100,984	106,198	114,200		108,060	108,060	108,060	(6,140)	95%	
OTHER PAYROLL EXPENSE												
100-12-129-11-6901	0000	SOCIAL SECURITY	4,941	4,952	5,738		5,058	5,058	5,058	(680)	88%	
100-12-129-51-6901	0000	SOCIAL SECURITY	2,777	3,172	2,999		3,208	3,208	3,208	209	107%	
100-12-129-11-6902	0000	WORKERS' COMPENSATION INS	238	284	375		311	311	311	(64)	83%	
100-12-129-51-6902	0000	WORKERS' COMPENSATION INS	133	182	196		197	197	197	1	101%	
100-12-129-11-6903	0000	STATE WORKERS BENEFIT FUND	19	20	38		25	25	25	(13)	66%	
100-12-129-51-6903	0000	STATE WORKERS BENEFIT FUND	12	14	20		16	16	16	(4)	80%	
100-12-129-11-6904	0000	UNEMPLOYMENT INSURANCE	1,310	1,489	1,725		1,246	1,246	1,246	(479)	72%	
100-12-129-51-6904	0000	UNEMPLOYMENT INSURANCE	782	952	902		965	965	965	63	107%	
100-12-129-11-6905	0000	PERS	5,180	10,531	12,203		11,820	11,820	11,820	(383)	97%	
100-12-129-51-6905	0000	PERS	4,525	5,188	6,378		7,496	7,496	7,496	1,118	118%	
100-12-129-11-6906	0000	DISABILITY INSURANCE	0	0	0		139	139	139	139	na	
100-12-129-51-6906	0000	DISABILITY INSURANCE	0	0	0		88	88	88	88	na	
100-12-129-11-6907	0000	LIFE INSURANCE	0	0	0		29	29	29	29	na	
100-12-129-51-6907	0000	LIFE INSURANCE	0	0	0		29	29	29	29	na	
100-12-129-11-6908	0000	HEALTH INSURANCE	0	0	0		0	0	0	0	na	
TOTAL OTHER PAYROLL EXPENSE			19,918	26,786	30,574		30,627	30,627	30,627	53	100%	
TOTAL PERSONNEL SERVICES			120,902	132,984	144,774		138,687	138,687	138,687	(6,087)	96%	
MATERIALS & SERVICES												
100-12-129-11-7211	0000	PCC CONTRACT EXPENSE	10,386	4,927	5,708		0	0	0	(5,708)	na	
100-12-129-51-7211	0000	PCC CONTRACT EXPENSE	4,986	3,156	2,984		0	0	0	(2,984)	na	
100-12-129-11-7510	0000	POSTAGE	0	0	25		0	0	0	(25)	na	
100-12-129-51-7510	0000	POSTAGE	0	0	0		0	0	0	0	na	
100-12-129-11-7601	0000	PRINTING & DUPLICATING	1,637	928	1,000		0	0	0	(1,000)	na	
100-12-129-11-8006	0000	INSTRUCTIONAL SUPPLIES	0	0	50		0	0	0	(50)	na	
100-12-129-51-8006	0000	INSTRUCTIONAL SUPPLIES	2	0	50		2	2	2	(48)	4%	
100-12-129-11-8201	0000	CONFERENCE FEES	0	118	350		118	118	118	(232)	34%	
100-12-129-11-8205	0000	EMPLOYEE TRAVEL	474	0	50		474	474	474	424	948%	
TOTAL MATERIAL & SERVICES			17,485	9,128	10,217		594	594	594	(9,623)	6%	
TOTAL PRE-COLLEGE MATH			138,387	142,112	154,991	1.5%	139,281	139,281	139,281	(15,710)	90%	1.1%

COLUMBIA GORGE COMMUNITY COLLEGE

Account Number	Prj	Description	Actual 2010-11	Actual 2011-12	ADJ Bgt 2012-13	% of Total	Proposed 2013-14	Approved 2013-14	Adopted 2013-14	\$Chg Incr(Decr)	% of Prior Bgt	% of Total
RENEWABLE ENERGY												
PERSONNEL SERVICES												
SALARY EXPENSE												
100-12-130-11-6107	0000	FT PROFESSIONAL SUPPORT SALARIES	0	4,088	22,508		23,204	23,204	23,204	696	103%	
100-12-130-11-6301	0000	FULL TIME CLASSIFIED WAGES	0	0	24,211		27,810	27,810	27,810	3,599	115%	
100-12-130-11-6302	0000	PART TIME CLASSIFIED WAGES	0	2,806	0		4,141	4,141	4,141	4,141	na	
100-12-130-11-6401	0000	FULL TIME INSTRUCTOR SALARIES	51,430	39,685	101,037		104,604	104,604	104,604	3,567	104%	
100-12-130-11-6421	0000	PART TIME INSTRUCTOR WAGES	38,297	21,860	17,000		16,703	16,703	16,703	(297)	98%	
100-12-130-11-6441	0000	CURRICULUM DEVELOPMENT WAGES	0	1,184	2,000		1,184	1,184	1,184	(816)	59%	
100-12-130-11-6442	0000	SPECIAL PROJECT WAGES	0	0	500		0	0	0	(500)	na	
100-12-130-11-6701	0000	STUDENT WAGES	0	986	5,000		2,400	2,400	2,400	(2,600)	48%	
TOTAL SALARY EXPENSE			89,726	70,609	172,256		180,046	180,046	180,046	7,790	105%	
OTHER PAYROLL EXPENSE												
100-12-130-11-6901	0000	SOCIAL SECURITY	6,266	4,956	13,178		13,773	13,773	13,773	595	105%	
100-12-130-11-6902	0000	WORKERS' COMPENSATION INS	329	328	861		846	846	846	(15)	98%	
100-12-130-11-6903	0000	STATE WORKERS BENEFIT FUND	31	29	86		125	125	125	39	145%	
100-12-130-11-6904	0000	UNEMPLOYMENT INSURANCE	1,371	1,384	3,962		3,304	3,304	3,304	(658)	83%	
100-12-130-11-6905	0000	PERS	8,543	9,290	28,026		37,359	37,359	37,359	9,333	133%	
100-12-130-11-6906	0000	DISABILITY INSURANCE	103	79	247		378	378	378	131	153%	
100-12-130-11-6907	0000	LIFE INSURANCE	11	11	48		114	114	114	66	238%	
100-12-130-11-6908	0000	HEALTH INSURANCE	15,604	13,249	56,496		49,337	49,337	49,337	(7,159)	87%	
TOTAL OTHER PAYROLL EXPENSE			32,258	29,327	102,904		105,236	105,236	105,236	2,332	102%	
TOTAL PERSONNEL SERVICES			121,984	99,936	275,160		285,282	285,282	285,282	10,122	104%	
MATERIALS & SERVICES												
100-12-130-11-7113	0000	PROCUREMENT ADVERTISING	0	0	0		0	0	0	0	na	
100-12-130-11-7114	0000	PROGRAM ADVERTISING & PROMOTIONS	0	35	529		35	35	35	(494)	7%	
100-12-130-11-7210	0000	OTHER CONTRACTED SERVICES	2,888	3,738	199		3,738	3,738	3,738	3,539	1878%	
100-12-130-11-7211	0000	PCC CONTRACT EXPENSE	13,658	4,684	8,984		0	0	0	(8,984)	na	
100-12-130-11-7213	0000	SOFTWARE & LICENSES	0	276	0		276	276	276	276	na	
100-12-130-11-7510	0000	POSTAGE	325	168	300		0	0	0	(300)	na	
100-12-130-11-7521	0000	SHIPPING & FREIGHT	0	282	150		282	282	282	132	188%	
100-12-130-11-7601	0000	PRINTING & DUPLICATING	1,992	1,959	1,200		0	0	0	(1,200)	na	
100-12-130-11-7614	0000	PROGRAM MARKETING PRINTING	0	0	0		500	500	500	500	na	
100-12-130-11-7901	0000	SUBSCRIPTIONS	81	39	100		81	81	81	(19)	81%	
100-12-130-11-8006	0000	INSTRUCTIONAL SUPPLIES	1,229	2,084	5,037		2,084	2,084	2,084	(2,953)	41%	
100-12-130-11-8201	0000	CONFERENCE FEES	136	0	2,798		136	136	136	(2,662)	5%	
100-12-130-11-8202	0000	FIELD TRIP EXPENSE	0	2,030	3,207		2,030	2,030	2,030	(1,177)	63%	
100-12-130-11-8205	0000	EMPLOYEE TRAVEL	46	255	3,279		255	255	255	(3,024)	8%	
100-12-130-11-8508	0000	EQUIPMENT REPAIR	0	804	187		804	804	804	617	430%	
100-12-130-11-8509	0000	FOOD & REFRESHMENTS	450	792	593		792	792	792	199	134%	
100-12-130-11-8512	0000	GIFTS EXPENSE	30	0	0		0	0	0	0	na	
100-12-130-11-8516	0000	MEMBERSHIP FEES & DUES	0	100	500		100	100	100	(400)	20%	
100-12-130-11-8803	0000	INSTRUCTIONAL EQUIPMENT <\$5000	0	0	193		0	0	0	(193)	na	
TOTAL MATERIAL & SERVICES			20,834	17,246	27,256		11,113	11,113	11,113	(16,143)	41%	

COLUMBIA GORGE COMMUNITY COLLEGE

Account Number	Prj	Description	Actual 2010-11	Actual 2011-12	ADJ Bgt 2012-13	% of Total	Proposed 2013-14	Approved 2013-14	Adopted 2013-14	\$Chg Incr(Decr)	% of Prior Bgt	% of Total
TOTAL RENEWABLE ENERGY			142,819	117,182	302,416	2.9%	296,395	296,395	296,395	(6,021)	98%	2.3%

COLUMBIA GORGE COMMUNITY COLLEGE

Account Number	Prj	Description	Actual 2010-11	Actual 2011-12	ADJ Bgt 2012-13	% of Total	Proposed 2013-14	Approved 2013-14	Adopted 2013-14	\$Chg Incr(Decr)	% of Prior Bgt	% of Total
MEDICAL ASSISTING												
PERSONNEL SERVICES												
SALARY EXPENSE												
100-12-131-11-6401	0000	FULL TIME INSTRUCTOR SALARIES	57,851	57,851	59,877		64,159	64,159	64,159	4,282	107%	
100-12-131-11-6403	0000	FTF OVERLOAD PAY	0	0	1,571		5,702	5,702	5,702	4,131	363%	
100-12-131-11-6421	0000	PART TIME INSTRUCTOR WAGES	6,288	4,263	13,140		10,656	10,656	10,656	(2,484)	81%	
100-12-131-11-6441	0000	CURRICULUM DEVELOPMENT WAGES	0	0	2,727		0	0	0	(2,727)	na	
100-12-131-11-6442	0000	SPECIAL PROJECT WAGES	0	0	1,075		1,083	1,083	1,083	8	101%	
TOTAL SALARY EXPENSE			64,140	62,114	78,390		81,600	81,600	81,600	3,210	104%	
OTHER PAYROLL EXPENSE												
100-12-131-11-6901	0000	SOCIAL SECURITY	4,719	4,588	5,997		6,242	6,242	6,242	245	104%	
100-12-131-11-6902	0000	WORKERS' COMPENSATION INS	236	277	392		384	384	384	(8)	98%	
100-12-131-11-6903	0000	STATE WORKERS BENEFIT FUND	19	18	39		27	27	27	(12)	69%	
100-12-131-11-6904	0000	UNEMPLOYMENT INSURANCE	881	857	1,803		1,185	1,185	1,185	(618)	66%	
100-12-131-11-6905	0000	PERS	7,318	8,452	12,754		14,692	14,692	14,692	1,938	115%	
100-12-131-11-6906	0000	DISABILITY INSURANCE	116	116	123		171	171	171	48	139%	
100-12-131-11-6907	0000	LIFE INSURANCE	14	14	14		71	71	71	57	507%	
100-12-131-11-6908	0000	HEALTH INSURANCE	15,614	13,680	15,321		9,021	9,021	9,021	(6,300)	59%	
TOTAL OTHER PAYROLL EXPENSE			28,917	28,001	36,443		31,793	31,793	31,793	(4,650)	87%	
TOTAL PERSONNEL SERVICES			93,057	90,115	114,833		113,393	113,393	113,393	(1,440)	99%	
MATERIALS & SERVICES												
100-12-131-11-7206	0000	INSTRUCTIONAL CONTRACTED SERVICES	341	1,144	880		1,360	1,360	1,360	480	155%	
100-12-131-11-7211	0000	PCC CONTRACT EXPENSE	9,763	4,728	5,677		0	0	0	(5,677)	na	
100-12-131-11-7213	0000	SOFTWARE & LICENSES	458	0	0		458	458	458	458	na	
100-12-131-11-7510	0000	POSTAGE	1	8	30		0	0	0	(30)	na	
100-12-131-11-7521	0000	SHIPPING & FREIGHT	0	0	21		0	0	0	(21)	na	
100-12-131-11-7601	0000	PRINTING & DUPLICATING	1,631	1,735	1,700		0	0	0	(1,700)	na	
100-12-131-11-8006	0000	INSTRUCTIONAL SUPPLIES	3,297	4,483	5,082		5,200	5,200	5,200	118	102%	
100-12-131-11-8201	0000	CONFERENCE FEES	0	950	1,410		1,200	1,200	1,200	(210)	85%	
100-12-131-11-8205	0000	EMPLOYEE TRAVEL	160	410	300		410	410	410	110	137%	
100-12-131-11-8508	0000	EQUIPMENT REPAIR	0	0	137		0	0	0	(137)	na	
100-12-131-11-8509	0000	FOOD & REFRESHMENTS	93	150	300		455	455	455	155	152%	
100-12-131-11-8512	0000	GIFTS EXPENSE	232	199	250		250	250	250	0	100%	
100-12-131-11-8516	0000	MEMBERSHIP FEES & DUES	1,785	1,615	1,800		1,785	1,785	1,785	(15)	99%	
100-12-131-11-8803	0000	INSTRUCTIONAL EQUIPMENT <\$5000	0	0	1,200		1,200	1,200	1,200	0	100%	
TOTAL MATERIAL & SERVICES			17,760	15,422	18,787		12,318	12,318	12,318	(6,469)	66%	
TOTAL MEDICAL ASSISTING			110,817	105,538	133,620	1.3%	125,711	125,711	125,711	(7,909)	94%	1.0%

COLUMBIA GORGE COMMUNITY COLLEGE

Account Number	Prj	Description	Actual 2010-11	Actual 2011-12	ADJ Bgt 2012-13	% of Total	Proposed 2013-14	Approved 2013-14	Adopted 2013-14	\$Chg Incr(Decr)	% of Prior Bgt	% of Total
HEALTH OCCUPATIONS												
PERSONNEL SERVICES												
SALARY EXPENSE												
100-12-133-11-6401	0000	FULL TIME INSTRUCTOR SALARIES	0	0	0					0	na	
100-12-133-11-6402	0000	FTF EXTRA CONTRACT DAYS PAY	0	0	0					0	na	
100-12-133-11-6403	0000	FTF OVERLOAD PAY	0	0	0					0	na	
100-12-133-11-6421	0000	PART TIME INSTRUCTOR WAGES	13,873	16,740	20,784		25,038	25,038	25,038	4,254	120%	
100-12-133-11-6441	0000	CURRICULUM DEVELOPMENT WAGES	0	0	0		0	0	0	0	na	
TOTAL SALARY EXPENSE			13,873	16,740	20,784		25,038	25,038	25,038	4,254	120%	
OTHER PAYROLL EXPENSE												
100-12-133-11-6901	0000	SOCIAL SECURITY	1,061	1,281	1,590		1,915	1,915	1,915	325	120%	
100-12-133-11-6902	0000	WORKERS' COMPENSATION INS	51	73	104		118	118	118	14	113%	
100-12-133-11-6903	0000	STATE WORKERS BENEFIT FUND	4	6	10		8	8	8	(2)	80%	
100-12-133-11-6904	0000	UNEMPLOYMENT INSURANCE	291	385	478		576	576	576	98	121%	
100-12-133-11-6905	0000	PERS	1,755	2,446	3,382		4,593	4,593	4,593	1,211	136%	
100-12-133-11-6906	0000	DISABILITY INSURANCE	0	0	0		53	53	53	53	na	
100-12-133-11-6907	0000	LIFE INSURANCE	0	0	0		29	29	29	29	na	
100-12-133-11-6908	0000	HEALTH INSURANCE	0	0	0		0	0	0	0	na	
TOTAL OTHER PAYROLL EXPENSE			3,163	4,190	5,564		7,292	7,292	7,292	1,728	131%	
TOTAL PERSONNEL SERVICES			17,036	20,931	26,348		32,330	32,330	32,330	5,982	123%	
MATERIALS & SERVICES												
100-12-133-11-7211	0000	PCC CONTRACT EXPENSE	2,112	1,274	1,582		0	0	0	(1,582)	na	
100-12-133-11-7510	0000	POSTAGE	0	0	25		0	0	0	(25)	na	
100-12-133-11-8201	0000	CONFERENCE FEES	0	0	350		350	350	350	0	100%	
TOTAL MATERIAL & SERVICES			2,112	1,274	1,957		350	350	350	(1,607)	18%	
TOTAL MEDICAL TERMINOLOGY			19,148	22,205	28,305	0.3%	32,680	32,680	32,680	4,375	115%	0.3%

COLUMBIA GORGE COMMUNITY COLLEGE

Account Number	Prj	Description	Actual 2010-11	Actual 2011-12	ADJ Bgt 2012-13	% of Total	Proposed 2013-14	Approved 2013-14	Adopted 2013-14	\$Chg Incr(Decr)	% of Prior Bgt	% of Total
NURSING ASSISTANT/CERTIFIED MEDICATION AIDE												
PERSONNEL SERVICES												
SALARY EXPENSE												
100-12-141-11-6107	0000	FT PROFESSIONAL SUPPORT SALARIES	0	0	0		0	0	0	0	na	
100-12-141-11-6401	0000	FULL TIME INSTRUCTOR SALARIES	36,847	0	0		0	0	0	0	na	
100-12-141-11-6403	0000	FTF OVERLOAD PAY	2,407	0	0		0	0	0	0	na	
100-12-141-11-6421	0000	PART TIME INSTRUCTOR WAGES	15,633	32,155	37,258		35,401	35,401	35,401	(1,857)	95%	
100-12-141-11-6442	0000	SPECIAL PROJECT WAGES	8,735	13,628	15,695		18,619	18,619	18,619	2,924	119%	
TOTAL SALARY EXPENSE			63,621	45,783	52,953		54,020	54,020	54,020	1,067	102%	
OTHER PAYROLL EXPENSE												
100-12-141-11-6901	0000	SOCIAL SECURITY	4,867	3,502	4,051		4,133	4,133	4,133	82	102%	
100-12-141-11-6902	0000	WORKERS' COMPENSATION INS	234	201	265		254	254	254	(11)	96%	
100-12-141-11-6903	0000	STATE WORKERS BENEFIT FUND	24	21	26		30	30	30	4	115%	
100-12-141-11-6904	0000	UNEMPLOYMENT INSURANCE	934	1,053	1,218		1,213	1,213	1,213	(5)	100%	
100-12-141-11-6905	0000	PERS	5,898	4,697	8,615		11,360	11,360	11,360	2,745	132%	
100-12-141-11-6906	0000	DISABILITY INSURANCE	56	0	0		113	113	113	113	na	
100-12-141-11-6907	0000	LIFE INSURANCE	25	0	0		29	29	29	29	na	
100-12-141-11-6908	0000	HEALTH INSURANCE	1,887	0	0		0	0	0	0	na	
TOTAL OTHER PAYROLL EXPENSE			13,924	9,475	14,175		17,132	17,132	17,132	2,957	121%	
TOTAL PERSONNEL SERVICES			77,545	55,257	67,128		71,152	71,152	71,152	4,024	106%	
MATERIALS & SERVICES												
100-12-141-11-7206	0000	INSTRUCTIONAL CONTRACTED SERVICES	2,208	1,492	2,660		2,660	2,660	2,660	0	100%	
100-12-141-11-7211	0000	PCC CONTRACT EXPENSE	8,355	2,447	2,836		0	0	0	(2,836)	na	
100-12-141-11-7510	0000	POSTAGE	6	44	75		0	0	0	(75)	na	
100-12-141-11-7521	0000	SHIPPING & FREIGHT	9	0	50		9	9	9	(41)	18%	
100-12-141-11-7601	0000	PRINTING & DUPLICATING	1,315	774	1,000		0	0	0	(1,000)	na	
100-12-141-11-8006	0000	INSTRUCTIONAL SUPPLIES	1,620	1,427	2,497		2,000	2,000	2,000	(497)	80%	
100-12-141-11-8009	0000	OFFICE SUPPLIES	0	0	0		0	0	0	0	na	
100-12-141-11-8201	0000	CONFERENCE FEES	0	0	700		1,050	1,050	1,050	350	150%	
100-12-141-11-8205	0000	EMPLOYEE TRAVEL	0	0	300		0	0	0	(300)	na	
100-12-141-11-8508	0000	EQUIPMENT REPAIR	0	130	200		200	200	200	0	100%	
100-12-141-11-8517	0000	MISC FEES & DUES	125	0	150		130	130	130	(20)	87%	
100-12-141-11-8803	0000	INSTRUCTIONAL EQUIPMENT <\$5000	0	0	603		0	0	0	(603)	na	
TOTAL MATERIAL & SERVICES			13,638	6,483	11,071		6,049	6,049	6,049	(5,022)	55%	
TOTAL CNA/CMA			91,183	61,740	78,199	0.7%	77,201	77,201	77,201	(998)	99%	0.6%

COLUMBIA GORGE COMMUNITY COLLEGE

Account Number	Prj	Description	Actual 2010-11	Actual 2011-12	ADJ Bgt 2012-13	% of Total	Proposed 2013-14	Approved 2013-14	Adopted 2013-14	\$Chg Incr(Decr)	% of Prior Bgt	% of Total
SMALL BUSINESS DEVELOPMENT CENTER												
PERSONNEL SERVICES												
SALARY EXPENSE												
100-12-142-11-6105	0000	DIRECTOR SALARIES	13,002	12,207	18,099		26,514	26,514	26,514	8,415	146%	
100-12-142-11-6107	0000	FT PROFESSIONAL SUPPORT SALARIES	0	0	0		0	0	0	0	na	
100-12-142-11-6108	0000	PT PROFESSIONAL SUPPORT SALARIES	221	487	8,827		22,506	22,506	22,506	13,679	255%	
100-12-142-11-6301	0000	FULL TIME CLASSIFIED WAGES	12,889	13,131	14,009		13,905	13,905	13,905	(104)	99%	
100-12-142-11-6801	0000	EMPLOYEE TAXABLE ALLOWANCE	0	496	744		496	496	496	(248)	67%	
TOTAL SALARY EXPENSE			26,112	26,320	41,679		63,421	63,421	63,421	21,742	152%	
OTHER PAYROLL EXPENSE												
100-12-142-11-6901	0000	SOCIAL SECURITY	1,998	2,013	3,188		4,814	4,814	4,814	1,626	151%	
100-12-142-11-6902	0000	WORKERS' COMPENSATION INS	95	114	208		296	296	296	88	142%	
100-12-142-11-6903	0000	STATE WORKERS BENEFIT FUND	17	18	21		46	46	46	25	219%	
100-12-142-11-6904	0000	UNEMPLOYMENT INSURANCE	432	405	959		1,447	1,447	1,447	488	151%	
100-12-142-11-6905	0000	PERS	3,187	3,904	6,781		13,233	13,233	13,233	6,452	195%	
100-12-142-11-6906	0000	DISABILITY INSURANCE	41	51	64		132	132	132	68	206%	
100-12-142-11-6907	0000	LIFE INSURANCE	5	10	11		43	43	43	32	391%	
100-12-142-11-6908	0000	HEALTH INSURANCE	5,585	5,773	7,186		10,299	10,299	10,299	3,113	143%	
TOTAL OTHER PAYROLL EXPENSE			11,360	12,289	18,418		30,310	30,310	30,310	11,892	165%	
TOTAL PERSONNEL SERVICES			37,472	38,609	60,097		93,731	93,731	93,731	33,634	156%	
MATERIALS & SERVICES												
100-12-142-11-7206	0000	INSTRUCTIONAL CONTRACTED SERVICES	0	0	0		0	0	0	0	na	
100-12-142-11-7210	0000	OTHER CONTRACTED SERVICES	2,560	30	820		2,560	2,560	2,560	1,740	312%	
100-12-142-11-7213	0000	SOFTWARE & LICENSES	0	0	1,833		0	0	0	(1,833)	na	
100-12-142-11-7303	0000	EMPLOYEE TRAINING COSTS	564	0	526		564	564	564	38	107%	
100-12-142-11-7510	0000	POSTAGE	391	344	400		0	0	0	(400)	na	
100-12-142-11-7521	0000	SHIPPING & FREIGHT	0	0	0		0	0	0	0	na	
100-12-142-11-7601	0000	PRINTING & DUPLICATING	787	513	1,000		0	0	0	(1,000)	na	
100-12-142-11-7901	0000	SUBSCRIPTIONS	127	382	180		382	382	382	202	212%	
100-12-142-11-8006	0000	INSTRUCTIONAL SUPPLIES	24	634	895		634	634	634	(261)	71%	
100-12-142-11-8009	0000	OFFICE SUPPLIES	744	1,480	1,307		1,480	1,480	1,480	173	113%	
100-12-142-11-8011	0000	REFERENCE MATERIALS	0	0	230		0	0	0	(230)	na	
100-12-142-11-8201	0000	CONFERENCE FEES	0	0	484		0	0	0	(484)	na	
100-12-142-11-8205	0000	EMPLOYEE TRAVEL	2,006	2,743	2,000		2,743	2,743	2,743	743	137%	
100-12-142-11-8504	0000	CURRICULUM ACQUISITION	378	239	796		378	378	378	(418)	47%	
100-12-142-11-8508	0000	EQUIPMENT REPAIR	9	1,072	0		1,072	1,072	1,072	1,072	na	
100-12-142-11-8509	0000	FOOD & REFRESHMENTS	240	66	1,075		240	240	240	(835)	22%	
100-12-142-11-8518	0000	PERMITS & LICENSES	0	0	0		0	0	0	0	na	
100-12-142-11-8803	0000	INSTRUCTIONAL EQUIPMENT <\$5000	1,005	64	772		1,005	1,005	1,005	233	130%	
TOTAL MATERIAL & SERVICES			8,833	7,565	12,318		11,058	11,058	11,058	(1,260)	90%	
TOTAL SMALL BUS DEVELOPMENT CTR			46,305	46,174	72,415	0.7%	104,789	104,789	104,789	32,374	145%	0.8%

COLUMBIA GORGE COMMUNITY COLLEGE

Account Number	Prj	Description	Actual 2010-11	Actual 2011-12	ADJ Bgt 2012-13	% of Total	Proposed 2013-14	Approved 2013-14	Adopted 2013-14	\$Chg Incr(Decr)	% of Prior Bgt	% of Total
SMALL BUSINESS MANAGEMENT												
PERSONNEL SERVICES												
SALARY EXPENSE												
100-12-143-11-6107	0000	FT PROFESSIONAL SUPPORT SALARIES	0	0	0		0	0	0	0	na	
100-12-143-11-6108	0000	PT PROFESSIONAL SUPPORT SALARIES	20,128	21,279	22,508		23,878	23,878	23,878	1,370	106%	
100-12-143-11-6801	0000	EMPLOYEE TAXABLE ALLOWANCE	266	395	540		395	395	395	(145)	73%	
TOTAL SALARY EXPENSE			20,393	21,674	23,048		24,273	24,273	24,273	1,225	105%	
OTHER PAYROLL EXPENSE												
100-12-143-11-6901	0000	SOCIAL SECURITY	1,560	1,658	1,763		1,827	1,827	1,827	64	104%	
100-12-143-11-6902	0000	WORKERS' COMPENSATION INS	75	95	115		112	112	112	(3)	97%	
100-12-143-11-6903	0000	STATE WORKERS BENEFIT FUND	13	13	12		1	1	1	(11)	8%	
100-12-143-11-6904	0000	UNEMPLOYMENT INSURANCE	428	499	530		549	549	549	19	104%	
100-12-143-11-6905	0000	PERS	2,580	2,113	3,750		5,022	5,022	5,022	1,272	134%	
100-12-143-11-6906	0000	DISABILITY INSURANCE	0	0	0		50	50	50	50	na	
100-12-143-11-6907	0000	LIFE INSURANCE	0	0	0		14	14	14	14	na	
100-12-143-11-6908	0000	HEALTH INSURANCE	0	0	4,060		0	0	0	(4,060)	na	
TOTAL OTHER PAYROLL EXPENSE			4,656	4,377	10,230		7,575	7,575	7,575	(2,655)	74%	
TOTAL PERSONNEL SERVICES			25,049	26,051	33,278		31,848	31,848	31,848	(1,430)	96%	
MATERIALS & SERVICES												
100-12-143-11-7114	0000	PROGRAM ADVERTISING & PROMOTIONS	0	0	100		0	0	0	(100)	na	
100-12-143-11-7206	0000	INSTRUCTIONAL CONTRACTED SERVICES	0	0	0		0	0	0	0	na	
100-12-143-11-7210	0000	OTHER CONTRACTED SERVICES	57	0	0		0	0	0	0	na	
100-12-143-11-7213	0000	SOFTWARE & LICENSES	610	100	627		610	610	610	(17)	97%	
100-12-143-11-7303	0000	EMPLOYEE TRAINING COSTS	0	0	0		100	100	100	100	na	
100-12-143-11-7510	0000	POSTAGE	0	0	2		0	0	0	(2)	na	
100-12-143-11-7601	0000	PRINTING & DUPLICATING	307	523	100		0	0	0	(100)	na	
100-12-143-11-7901	0000	SUBSCRIPTIONS	110	125	110		125	125	125	15	114%	
100-12-143-11-8006	0000	INSTRUCTIONAL SUPPLIES	2,209	(85)	3,290		2,209	2,209	2,209	(1,081)	67%	
100-12-143-11-8009	0000	OFFICE SUPPLIES	4	484	250		484	484	484	234	194%	
100-12-143-11-8201	0000	CONFERENCE FEES	0	650	600		650	650	650	50	108%	
100-12-143-11-8205	0000	EMPLOYEE TRAVEL	226	2,081	1,710		2,081	2,081	2,081	371	122%	
TOTAL MATERIAL & SERVICES			3,523	3,877	6,789		6,259	6,259	6,259	(530)	92%	
TOTAL SMALL BUSINESS MANAGEMENT			28,572	29,928	40,067	0.4%	38,107	38,107	38,107	(1,960)	95%	0.3%

COLUMBIA GORGE COMMUNITY COLLEGE

Account Number	Prj	Description	Actual 2010-11	Actual 2011-12	ADJ Bgt 2012-13	% of Total	Proposed 2013-14	Approved 2013-14	Adopted 2013-14	\$Chg Incr(Decr)	% of Prior Bgt	% of Total
PRE COLLEGE												
PERSONNEL SERVICES												
SALARY EXPENSE												
100-13-161-11-6108	0000	PT PROFESSIONAL SUPPORT SALARIES	9,150	3,161	9,708		10,100	10,100	10,100	392	104%	
100-13-161-11-6301	0000	FULL TIME CLASSIFIED WAGES	38,542	38,938	38,938		40,560	40,560	40,560	1,622	104%	
100-13-161-11-6302	0000	PART TIME CLASSIFIED WAGES	206	8,887	11,547		8,835	8,835	8,835	(2,712)	77%	
100-13-161-51-6302	0000	PART TIME CLASSIFIED WAGES	9,725	11,582	12,123		11,543	11,543	11,543	(580)	95%	
100-13-161-11-6421	0000	PART TIME INSTRUCTOR WAGES	13,369	21,199	21,000		21,120	21,120	21,120	120	101%	
100-13-161-51-6421	0000	PART TIME INSTRUCTOR WAGES	37,601	30,284	43,000		44,160	44,160	44,160	1,160	103%	
100-13-161-11-6441	0000	CURRICULUM DEVELOPMENT WAGES	0	0	0		0	0	0	0	na	
100-13-161-11-6442	0000	SPECIAL PROJECT WAGES	1,715	1,736	3,000		1,516	1,516	1,516	(1,484)	51%	
100-13-161-51-6442	0000	SPECIAL PROJECT WAGES	230	1,443	1,500		1,516	1,516	1,516	16	101%	
TOTAL SALARY EXPENSE			110,539	117,228	140,816		139,350	139,350	139,350	(1,466)	99%	
OTHER PAYROLL EXPENSE												
100-13-161-11-6901	0000	SOCIAL SECURITY	4,646	5,463	10,989		6,284	6,284	6,284	(4,705)	57%	
100-13-161-51-6901	0000	SOCIAL SECURITY	3,586	3,185	4,332		4,377	4,377	4,377	45	101%	
100-13-161-11-6902	0000	WORKERS' COMPENSATION INS	231	320	421		386	386	386	(35)	92%	
100-13-161-51-6902	0000	WORKERS' COMPENSATION INS	174	189	283		269	269	269	(14)	95%	
100-13-161-11-6903	0000	STATE WORKERS BENEFIT FUND	36	46	42		53	53	53	11	126%	
100-13-161-51-6903	0000	STATE WORKERS BENEFIT FUND	22	22	28		58	58	58	30	207%	
100-13-161-11-6904	0000	UNEMPLOYMENT INSURANCE	1,194	1,539	1,936		1,741	1,741	1,741	(195)	90%	
100-13-161-51-6904	0000	UNEMPLOYMENT INSURANCE	988	992	1,302		1,085	1,085	1,085	(217)	83%	
100-13-161-11-6905	0000	PERS	7,852	10,158	13,698		6,441	6,441	6,441	(7,257)	47%	
100-13-161-51-6905	0000	PERS	5,699	6,964	9,213		9,625	9,625	9,625	412	104%	
100-13-161-11-6906	0000	DISABILITY INSURANCE	77	78	78		173	173	173	95	222%	
100-13-161-51-6906	0000	DISABILITY INSURANCE	0	0	0		120	120	120	120	na	
100-13-161-11-6907	0000	LIFE INSURANCE	14	14	14		72	72	72	58	514%	
100-13-161-51-6907	0000	LIFE INSURANCE	0	0	0		43	43	43	43	na	
100-13-161-11-6908	0000	HEALTH INSURANCE	14,368	15,989	23,571		17,448	17,448	17,448	(6,123)	74%	
100-13-161-51-6908	0000	HEALTH INSURANCE	538	1,676	2,618		3,192	3,192	3,192	574	122%	
TOTAL OTHER PAYROLL EXPENSE			39,425	46,635	68,525		51,367	51,367	51,367	(17,158)	75%	
TOTAL PERSONNEL SERVICES			149,964	163,863	209,341		190,717	190,717	190,717	(18,624)	91%	
MATERIALS & SERVICES												
100-13-161-11-7211	0000	PCC CONTRACT EXPENSE	1,810	1,613	1,598		0	0	0	(1,598)	na	
100-13-161-51-7211	0000	PCC CONTRACT EXPENSE	5,949	2,305	3,273		0	0	0	(3,273)	na	
100-13-161-11-7510	0000	POSTAGE	351	344	500		0	0	0	(500)	na	
100-13-161-51-7510	0000	POSTAGE	16	6	25		0	0	0	(25)	na	
100-13-161-11-7601	0000	PRINTING & DUPLICATING	3,124	1,898	2,500		0	0	0	(2,500)	na	
100-13-161-51-7601	0000	PRINTING & DUPLICATING	0	1,053	600		0	0	0	(600)	na	
100-13-161-11-8006	0000	INSTRUCTIONAL SUPPLIES	2,621	3,001	3,470		2,500	2,500	2,500	(970)	72%	
100-13-161-51-8006	0000	INSTRUCTIONAL SUPPLIES	0	624	200		250	250	250	50	125%	
100-13-161-11-8009	0000	OFFICE SUPPLIES	682	305	350		400	400	400	50	114%	
100-13-161-11-8201	0000	CONFERENCE FEES	0	0	93		350	350	350	257	376%	
100-13-161-11-8205	0000	EMPLOYEE TRAVEL	103	405	309		150	150	150	(159)	49%	

COLUMBIA GORGE COMMUNITY COLLEGE

Account Number	Prj	Description	Actual 2010-11	Actual 2011-12	ADJ Bgt 2012-13	% of Total	Proposed 2013-14	Approved 2013-14	Adopted 2013-14	\$Chg Incr(Decr)	% of Prior Bgt	% of Total
100-13-161-51-8205	0000	EMPLOYEE TRAVEL	99	0	100		99	99	99	(1)	99%	
100-13-161-11-8509	0000	FOOD & REFRESHMENTS	16	47	11		47	47	47	36	427%	
100-13-161-11-8516	0000	MEMBERSHIP FEES & DUES	60	70	0		70	70	70	70	na	
TOTAL MATERIAL & SERVICES			14,830	11,673	13,029		3,866	3,866	3,866	(9,163)	30%	
TOTAL PRE COLLEGE			164,794	175,536	222,370	2.1%	194,583	194,583	194,583	(27,787)	88%	1.5%

COLUMBIA GORGE COMMUNITY COLLEGE

Account Number	Prj	Description	Actual 2010-11	Actual 2011-12	ADJ Bgt 2012-13	% of Total	Proposed 2013-14	Approved 2013-14	Adopted 2013-14	\$Chg Incr(Decr)	% of Prior Bgt	% of Total
ENGLISH SPEAKERS OF OTHER LANGUAGES												
PERSONNEL SERVICES												
SALARY EXPENSE												
100-13-162-11-6302	0000	PART TIME CLASSIFIED WAGES	1,810	2,502	2,617		2,494	2,494	2,494	(123)	95%	
100-13-162-51-6302	0000	PART TIME CLASSIFIED WAGES	2,813	3,090	2,848		3,064	3,064	3,064	216	108%	
100-13-162-11-6421	0000	PART TIME INSTRUCTOR WAGES	9,090	6,992	13,500		13,630	13,630	13,630	130	101%	
100-13-162-51-6421	0000	PART TIME INSTRUCTOR WAGES	12,719	9,908	14,500		14,570	14,570	14,570	70	100%	
100-13-162-11-6442	0000	SPECIAL PROJECT WAGES	7,611	4,862	8,000		2,548	2,548	2,548	(5,452)	32%	
100-13-162-51-6442	0000	SPECIAL PROJECT WAGES	438	0	0		0	0	0	0	na	
TOTAL SALARY EXPENSE			34,479	27,354	41,465		36,306	36,306	36,306	(5,159)	88%	
OTHER PAYROLL EXPENSE												
100-13-162-11-6901	0000	SOCIAL SECURITY	1,416	1,115	1,845		1,428	1,428	1,428	(417)	77%	
100-13-162-51-6901	0000	SOCIAL SECURITY	1,222	994	1,327		1,349	1,349	1,349	22	102%	
100-13-162-11-6902	0000	WORKERS' COMPENSATION INS	68	46	121		88	88	88	(33)	73%	
100-13-162-51-6902	0000	WORKERS' COMPENSATION INS	59	57	87		83	83	83	(4)	95%	
100-13-162-11-6903	0000	STATE WORKERS BENEFIT FUND	7	6	12		9	9	9	(3)	75%	
100-13-162-51-6903	0000	STATE WORKERS BENEFIT FUND	7	7	9		9	9	9	0	100%	
100-13-162-11-6904	0000	UNEMPLOYMENT INSURANCE	399	330	555		429	429	429	(126)	77%	
100-13-162-51-6904	0000	UNEMPLOYMENT INSURANCE	339	299	399		406	406	406	7	102%	
100-13-162-11-6905	0000	PERS	1,780	1,364	3,924		2,880	2,880	2,880	(1,044)	73%	
100-13-162-51-6905	0000	PERS	938	1,505	2,823		547	547	547	(2,276)	19%	
100-13-162-11-6906	0000	DISABILITY INSURANCE	0	0	0		39	39	39	39	na	
100-13-162-51-6906	0000	DISABILITY INSURANCE	0	0	0		37	37	37	37	na	
100-13-162-11-6907	0000	LIFE INSURANCE	0	0	0		43	43	43	43	na	
100-13-162-51-6907	0000	LIFE INSURANCE	0	0	0		29	29	29	29	na	
100-13-162-11-6908	0000	HEALTH INSURANCE	0	0	0		0	0	0	0	na	
TOTAL OTHER PAYROLL EXPENSE			6,236	5,724	11,102		7,376	7,376	7,376	(3,726)	66%	
TOTAL PERSONNEL SERVICES			40,715	33,078	52,567		43,682	43,682	43,682	(8,885)	83%	
MATERIALS & SERVICES												
100-13-162-11-7211	0000	PCC CONTRACT EXPENSE	1,384	532	1,027		0	0	0	(1,027)	na	
100-13-162-51-7211	0000	PCC CONTRACT EXPENSE	1,936	754	1,104		0	0	0	(1,104)	na	
100-13-162-11-7510	0000	POSTAGE	84	0	200		0	0	0	(200)	na	
100-13-162-51-7510	0000	POSTAGE	1	124	0		0	0	0	0	na	
100-13-162-11-7521	0000	SHIPPING & FREIGHT	0	0	0		0	0	0	0	na	
100-13-162-11-7601	0000	PRINTING & DUPLICATING	2,587	0	1,000		0	0	0	(1,000)	na	
100-13-162-51-7601	0000	PRINTING & DUPLICATING	397	787	1,000		0	0	0	(1,000)	na	
100-13-162-11-7702	0000	FACILITY LEASE	0	1,376	500		0	0	0	(500)	na	
100-13-162-11-7901	0000	SUBSCRIPTIONS	0	0	50		0	0	0	(50)	na	
100-13-162-11-8006	0000	INSTRUCTIONAL SUPPLIES	2,474	0	750		2,474	2,474	2,474	1,724	330%	
100-13-162-51-8006	0000	INSTRUCTIONAL SUPPLIES	0	1,351	200		12	12	12	(188)	6%	
100-13-162-11-8201	0000	CONFERENCE FEES	305	12	350		305	305	305	(45)	87%	
100-13-162-11-8205	0000	EMPLOYEE TRAVEL	210	0	700		248	248	248	(452)	35%	
TOTAL MATERIAL & SERVICES			9,378	6,074	6,881		3,039	3,039	3,039	(3,842)	44%	
TOTAL ESOL			50,093	39,152	59,448	0.6%	46,721	46,721	46,721	(12,727)	79%	0.4%

COLUMBIA GORGE COMMUNITY COLLEGE

Account Number	Prj	Description	Actual 2010-11	Actual 2011-12	ADJ Bgt 2012-13	% of Total	Proposed 2013-14	Approved 2013-14	Adopted 2013-14	\$Chg Incr(Decr)	% of Prior Bgt	% of Total
POST SECONDARY REMEDIAL												
PERSONNEL SERVICES												
SALARY EXPENSE												
100-13-163-11-6401	0000	FULL TIME INSTRUCTOR SALARIES	59,876	59,876	61,972		106,099	106,099	106,099	44,127	171%	
100-13-163-11-6421	0000	PART TIME INSTRUCTOR WAGES	16,656	16,139	17,000		0	0	0	(17,000)	na	
100-13-163-51-6421	0000	PART TIME INSTRUCTOR WAGES	9,513	9,896	12,000		3,626	3,626	3,626	(8,374)	30%	
100-13-163-51-6441	0000	CURRICULUM DEVELOPMENT	0	0	0		1,650	1,650	1,650	1,650	na	
100-13-163-51-6442	0000	SPECIAL PROJECT WAGES	0	0	0		1,624	1,624	1,624	1,624	na	
TOTAL SALARY EXPENSE			86,045	85,912	90,972		112,999	112,999	112,999	22,027	124%	
OTHER PAYROLL EXPENSE												
100-13-163-11-6901	0000	SOCIAL SECURITY	5,654	5,652	6,041		8,367	8,367	8,367	2,326	139%	
100-13-163-51-6901	0000	SOCIAL SECURITY	728	757	918		277	277	277	(641)	30%	
100-13-163-11-6902	0000	WORKERS' COMPENSATION INS	280	338	395		514	514	514	119	130%	
100-13-163-51-6902	0000	WORKERS' COMPENSATION INS	35	44	60		17	17	17	(43)	28%	
100-13-163-11-6903	0000	STATE WORKERS BENEFIT FUND	22	21	39		99	99	99	60	254%	
100-13-163-51-6903	0000	STATE WORKERS BENEFIT FUND	2	2	6		1	1	1	(5)	17%	
100-13-163-11-6904	0000	UNEMPLOYMENT INSURANCE	1,089	1,130	1,816		1,644	1,644	1,644	(172)	91%	
100-13-163-51-6904	0000	UNEMPLOYMENT INSURANCE	203	228	276		83	83	83	(193)	30%	
100-13-163-11-6905	0000	PERS	8,901	10,977	12,849		22,313	22,313	22,313	9,464	174%	
100-13-163-51-6905	0000	PERS	(27)	775	1,952		0	0	0	(1,952)	na	
100-13-163-11-6906	0000	DISABILITY INSURANCE	120	120	124		230	230	230	106	185%	
100-13-163-51-6906	0000	DISABILITY INSURANCE	0	0	0		8	8	8	8	na	
100-13-163-11-6907	0000	LIFE INSURANCE	14	14	14		57	57	57	43	407%	
100-13-163-51-6907	0000	LIFE INSURANCE	0	0	0		14	14	14	14	na	
100-13-163-11-6908	0000	HEALTH INSURANCE	15,614	13,680	15,321		36,529	36,529	36,529	21,208	238%	
TOTAL OTHER PAYROLL EXPENSE			32,635	33,738	39,811		70,153	70,153	70,153	30,342	176%	
TOTAL PERSONNEL SERVICES			118,680	119,650	130,783		183,152	183,152	183,152	52,369	140%	
MATERIALS & SERVICES												
100-13-163-11-7211	0000	PCC CONTRACT EXPENSE	11,741	5,786	6,011		0	0	0	(6,011)	na	
100-13-163-51-7211	0000	PCC CONTRACT EXPENSE	1,448	753	913		0	0	0	(913)	na	
100-13-163-11-7510	0000	POSTAGE	0	5	0		0	0	0	0	na	
100-13-163-11-7601	0000	PRINTING & DUPLICATING	1,935	481	590		0	0	0	(590)	na	
100-13-163-51-7601	0000	PRINTING & DUPLICATING	0	1,192	1,004		0	0	0	(1,004)	na	
100-13-163-11-8006	0000	INSTRUCTIONAL SUPPLIES	0	62	175		300	300	300	125	171%	
100-13-163-11-8201	0000	CONFERENCE FEES	0	0	350		0	0	0	(350)	na	
100-13-163-11-8205	0000	EMPLOYEE TRAVEL	2,171	613	319		700	700	700	381	219%	
TOTAL MATERIAL & SERVICES			17,295	8,892	9,362		1,000	1,000	1,000	(8,362)	11%	
TOTAL POST SECONDARY REMEDIAL			135,975	128,541	140,145	1.3%	184,152	184,152	184,152	44,007	131%	1.4%

COLUMBIA GORGE COMMUNITY COLLEGE

Account Number	Prj	Description	Actual 2010-11	Actual 2011-12	ADJ Bgt 2012-13	% of Total	Proposed 2013-14	Approved 2013-14	Adopted 2013-14	\$Chg Incr(Decr)	% of Prior Bgt	% of Total
ADULT CONTINUING EDUCATION												
PERSONNEL SERVICES												
SALARY EXPENSE												
100-14-171-11-6107	0000	FT PROFESSIONAL SUPPORT SALARIES	5,304	16,362	22,508		23,182	23,182	23,182	674	103%	
100-14-171-11-6302	0000	PART TIME CLASSIFIED WAGES	83	0	985		0	0	0	(985)	na	
100-14-171-11-6421	0000	PART TIME INSTRUCTOR WAGES	8,563	8,270	14,000		9,643	9,643	9,643	(4,357)	69%	
100-14-171-11-6801	0000	EMPLOYEE TAXABLE ALLOWANCE	63	202	600		202	202	202	(398)	34%	
TOTAL SALARY EXPENSE			14,012	24,835	38,093		33,027	33,027	33,027	(5,066)	87%	
OTHER PAYROLL EXPENSE												
100-14-171-11-6901	0000	SOCIAL SECURITY	1,072	1,900	2,914		2,511	2,511	2,511	(403)	86%	
100-14-171-11-6902	0000	WORKERS' COMPENSATION INS	52	109	190		154	154	154	(36)	81%	
100-14-171-11-6903	0000	STATE WORKERS BENEFIT FUND	9	15	19		23	23	23	4	121%	
100-14-171-11-6904	0000	UNEMPLOYMENT INSURANCE	308	507	876		755	755	755	(121)	86%	
100-14-171-11-6905	0000	PERS	645	2,695	6,198		6,903	6,903	6,903	705	111%	
100-14-171-11-6906	0000	DISABILITY INSURANCE	11	33	45		69	69	69	24	153%	
100-14-171-11-6907	0000	LIFE INSURANCE	2	5	7		43	43	43	36	614%	
100-14-171-11-6908	0000	HEALTH INSURANCE	1,033	2,761	4,060		3,813	3,813	3,813	(247)	94%	
TOTAL OTHER PAYROLL EXPENSE			3,130	8,026	14,309		14,271	14,271	14,271	(38)	100%	
TOTAL PERSONNEL SERVICES			17,142	32,860	52,402		47,298	47,298	47,298	(5,104)	90%	
MATERIALS & SERVICES												
100-14-171-11-7206	0000	INSTRUCTIONAL CONTRACTED SERVICES	7,323	2,686	7,500		7,323	7,323	7,323	(177)	98%	
100-14-171-11-7210	0000	OTHER CONTRACTED SERVICES	0	0	45		0	0	0	(45)	na	
100-14-171-11-7510	0000	POSTAGE	15	20	100		0	0	0	(100)	na	
100-14-171-11-7601	0000	PRINTING & DUPLICATING	226	215	100		0	0	0	(100)	na	
100-14-171-11-8006	0000	INSTRUCTIONAL SUPPLIES	497	0	1,000		1,510	1,510	1,510	510	151%	
100-14-171-51-8006	0000	INSTRUCTIONAL SUPPLIES	0	1,510	0		6	6	6	6	na	
100-14-171-11-8201	0000	CONFERENCE FEES	65	0	550		250	250	250	(300)	45%	
100-14-171-11-8202	0000	FIELD TRIP EXPENSE	0	250	0		0	0	0	0	na	
100-14-171-11-8204	0000	NON-EMPLOYEE TRAVEL	0	0	0		0	0	0	0	na	
100-14-171-11-8205	0000	EMPLOYEE TRAVEL	209	0	600		752	752	752	152	125%	
100-14-171-11-8509	0000	FOOD & REFRESHMENTS	87	752	150		87	87	87	(63)	58%	
100-14-171-11-8515	0000	MEETING & CONFERENCE EXPENSE	0	0	0		0	0	0	0	na	
100-14-171-11-8516	0000	MEMBERSHIP FEES & DUES	150	0	0		150	150	150	150	na	
TOTAL MATERIAL & SERVICES			8,572	5,589	10,045		10,078	10,078	10,078	33	100%	
TOTAL ADULT CONTINUING EDUCATION			25,715	38,450	62,447	0.6%	57,376	57,376	57,376	(5,071)	92%	0.4%

COLUMBIA GORGE COMMUNITY COLLEGE

Account Number	Prj	Description	Actual 2010-11	Actual 2011-12	ADJ Bgt 2012-13	% of Total	Proposed 2013-14	Approved 2013-14	Adopted 2013-14	\$Chg Incr(Decr)	% of Prior Bgt	% of Total
HEALTH AND SAFETY ADULT EDUCATION												
PERSONNEL SERVICES												
SALARY EXPENSE												
100-14-172-11-6302	0000	PART TIME CLASSIFIED WAGES	0	0	6,053		0	0	0	(6,053)	na	
100-14-172-11-6421	0000	PART TIME INSTRUCTOR WAGES	5,667	9,996	13,939		10,284	10,284	10,284	(3,655)	74%	
TOTAL SALARY EXPENSE			5,667	9,996	19,992		10,284	10,284	10,284	(9,708)	51%	
OTHER PAYROLL EXPENSE												
100-14-172-11-6901	0000	SOCIAL SECURITY	433	765	1,529		787	787	787	(742)	51%	
100-14-172-11-6902	0000	WORKERS' COMPENSATION INS	21	44	100		48	48	48	(52)	48%	
100-14-172-11-6903	0000	STATE WORKERS BENEFIT FUND	4	6	10		8	8	8	(2)	80%	
100-14-172-11-6904	0000	UNEMPLOYMENT INSURANCE	120	230	460		237	237	237	(223)	52%	
100-14-172-11-6905	0000	PERS	0	99	3,253		0	0	0	(3,253)	na	
100-14-172-11-6906	0000	DISABILITY INSURANCE	0	0	0		22	22	22	22	na	
100-14-172-11-6907	0000	LIFE INSURANCE	0	0	0		14	14	14	14	na	
100-14-172-11-6908	0000	HEALTH INSURANCE	0	0	0		0	0	0	0	na	
TOTAL OTHER PAYROLL EXPENSE			578	1,144	5,352		1,116	1,116	1,116	(4,236)	21%	
TOTAL PERSONNEL SERVICES			6,245	11,140	25,344		11,400	11,400	11,400	(13,944)	45%	
MATERIALS & SERVICES												
100-14-172-11-7510	0000	POSTAGE	158	231	175		0	0	0	(175)	na	
100-14-172-11-7521	0000	SHIPPING & FREIGHT	153	191	225		191	191	191	(34)	85%	
100-14-172-11-7601	0000	PRINTING & DUPLICATING	216	267	250		0	0	0	(250)	na	
100-14-172-11-8006	0000	INSTRUCTIONAL SUPPLIES	4,766	8,320	8,665		10,500	10,500	10,500	1,835	121%	
100-14-172-11-8201	0000	CONFERENCE FEES	0	40	150		150	150	150	0	100%	
100-14-172-11-8205	0000	EMPLOYEE TRAVEL	0	249	300		300	300	300	0	100%	
TOTAL MATERIAL & SERVICES			5,294	9,298	9,765		11,141	11,141	11,141	1,376	114%	
TOTAL HEALTH & SAFETY ADULT EDUCATIOI			11,538	20,438	35,109	0.3%	22,541	22,541	22,541	(12,568)	64%	0.2%

COLUMBIA GORGE COMMUNITY COLLEGE

Account Number	Prj	Description	Actual 2010-11	Actual 2011-12	ADJ Bgt 2012-13	% of Total	Proposed 2013-14	Approved 2013-14	Adopted 2013-14	\$Chg Incr(Decr)	% of Prior Bgt	% of Total
INSTRUCTIONAL ADMINISTRATION												
PERSONNEL SERVICES												
SALARY EXPENSE												
100-20-201-00-6102	0000	CHIEF ACADEMIC OFFICER	90,804	90,804	90,804		76,047	76,047	76,047	(14,757)	84%	
100-20-201-00-6105	0000	DIRECTOR SALARIES	132,561	137,064	141,537		147,840	147,840	147,840	6,303	104%	
100-20-201-00-6107	0000	FT PROFESSIONAL SUPPORT SALARIES	42,431	46,405	49,189		50,665	50,665	50,665	1,476	103%	
100-20-201-00-6201	0000	FULL TIME CONFIDENTIAL WAGES	40,177	40,965	40,965		42,194	42,194	42,194	1,229	103%	
100-20-201-00-6301	0000	FULL TIME CLASSIFIED WAGES	29,120	31,382	26,686		27,810	27,810	27,810	1,124	104%	
100-20-201-00-6701	0000	STUDENT WAGES	18	0	0		0	0	0	0	na	
100-20-201-00-6801	0000	EMPLOYEE TAXABLE ALLOWANCE	1,329	1,380	3,540		2,400	2,400	2,400	(1,140)	68%	
TOTAL SALARY EXPENSE			336,439	348,001	352,721		346,956	346,956	346,956	(5,765)	98%	
OTHER PAYROLL EXPENSE												
100-20-201-00-6901	0000	SOCIAL SECURITY	25,284	26,118	27,075		27,272	27,272	27,272	197	101%	
100-20-201-00-6902	0000	WORKERS' COMPENSATION INS	1,236	1,524	1,770		1,676	1,676	1,676	(94)	95%	
100-20-201-00-6903	0000	STATE WORKERS BENEFIT FUND	149	152	177		185	185	185	8	105%	
100-20-201-00-6904	0000	UNEMPLOYMENT INSURANCE	4,220	4,563	8,140		4,616	4,616	4,616	(3,524)	57%	
100-20-201-00-6905	0000	PERS	40,591	54,651	57,583		74,972	74,972	74,972	17,389	130%	
100-20-201-00-6906	0000	DISABILITY INSURANCE	672	689	698		749	749	749	51	107%	
100-20-201-00-6907	0000	LIFE INSURANCE	82	83	82		100	100	100	18	122%	
100-20-201-00-6908	0000	HEALTH INSURANCE	62,638	65,191	74,233		78,475	78,475	78,475	4,242	106%	
TOTAL OTHER PAYROLL EXPENSE			134,870	152,972	169,758		188,045	188,045	188,045	18,287	111%	
TOTAL PERSONNEL SERVICES			471,310	500,973	522,479		535,001	535,001	535,001	12,522	102%	
MATERIALS & SERVICES												
100-20-201-00-7210	0000	OTHER CONTRACTED SERVICES	0	57	0		7,000	7,000	7,000	7,000	na	
100-20-201-00-7510	0000	POSTAGE	247	161	280		0	0	0	(280)	na	
100-20-201-00-7521	0000	SHIPPING & FREIGHT	0	20	0		0	0	0	0	na	
100-20-201-00-7601	0000	PRINTING & DUPLICATING	1,068	1,502	1,249		0	0	0	(1,249)	na	
100-20-201-00-7901	0000	SUBSCRIPTIONS	518	553	629		500	500	500	(129)	79%	
100-20-201-00-8006	0000	INSTRUCTIONAL SUPPLIES	0	0	0		0	0	0	0	na	
100-20-201-00-8009	0000	OFFICE SUPPLIES	4,590	4,076	4,341		3,840	3,840	3,840	(501)	88%	
100-20-201-00-8011	0000	REFERENCE MATERIALS	0	0	105		0	0	0	(105)	na	
100-20-201-00-8101	0000	CELLULAR TELECOMMUNICATIONS	0	0	1,200		0	0	0	(1,200)	na	
100-20-201-00-8201	0000	CONFERENCE FEES	912	0	3,475		3,491	3,491	3,491	16	100%	
100-20-201-00-8205	0000	EMPLOYEE TRAVEL	6,997	3,491	8,945		14,610	14,610	14,610	5,665	163%	
100-20-201-00-8509	0000	FOOD & REFRESHMENTS	51	0	804		200	200	200	(604)	25%	
100-20-201-00-8516	0000	MEMBERSHIP FEES & DUES	500	0	1,400		1,380	1,380	1,380	(20)	99%	
TOTAL MATERIAL & SERVICES			14,882	23,771	22,428		31,021	31,021	31,021	8,593	138%	
TOTAL INSTRUCTIONAL ADMINISTRATION			486,192	524,744	544,907	5.2%	566,022	566,022	566,022	21,115	104%	4.4%

COLUMBIA GORGE COMMUNITY COLLEGE

Account Number	Prj	Description	Actual 2010-11	Actual 2011-12	ADJ Bgt 2012-13	% of Total	Proposed 2013-14	Approved 2013-14	Adopted 2013-14	\$Chg Incr(Decr)	% of Prior Bgt	% of Total
DISTANCE EDUCATION & INSTRUCTIONAL TECHNOLOGY												
PERSONNEL SERVICES												
SALARY EXPENSE												
100-20-203-00-6107	0000	FT PROFESSIONAL SUPPORT SALARIES	0	0	52,185		53,751	53,751	53,751	1,566	103%	
100-20-203-00-6108	0000	PT PROFESSIONAL SUPPORT SALARIES	39,139	39,139	0		0	0	0	0	na	
100-20-203-00-6441	0000	CURRICULUM DEVELOPMENT WAGES	24,023	14,000	29,978		24,023	24,023	24,023	(5,955)	80%	
100-20-203-00-6442	0000	SPECIAL PROJECT WAGES	303	7,528	7,528		7,528	7,528	7,528	0	100%	
TOTAL SALARY EXPENSE			63,465	60,667	89,691		85,302	85,302	85,302	(4,389)	95%	
OTHER PAYROLL EXPENSE												
100-20-203-00-6901	0000	SOCIAL SECURITY	4,854	4,627	6,861		4,112	4,112	4,112	(2,749)	60%	
100-20-203-00-6902	0000	WORKERS' COMPENSATION INS	233	266	448		253	253	253	(195)	56%	
100-20-203-00-6903	0000	STATE WORKERS BENEFIT FUND	29	28	45		34	34	34	(11)	76%	
100-20-203-00-6904	0000	UNEMPLOYMENT INSURANCE	1,166	1,238	2,063		784	784	784	(1,279)	38%	
100-20-203-00-6905	0000	PERS	6,479	8,690	14,593		11,304	11,304	11,304	(3,289)	77%	
100-20-203-00-6906	0000	DISABILITY INSURANCE	6	9	104		113	113	113	9	109%	
100-20-203-00-6907	0000	LIFE INSURANCE	1	1	14		14	14	14	0	100%	
100-20-203-00-6908	0000	HEALTH INSURANCE	467	1,140	15,321		13,152	13,152	13,152	(2,169)	86%	
TOTAL OTHER PAYROLL EXPENSE			13,235	15,998	39,449		29,766	29,766	29,766	(9,683)	75%	
TOTAL PERSONNEL SERVICES			76,700	76,665	129,140		115,068	115,068	115,068	(14,072)	89%	
MATERIALS & SERVICES												
100-20-203-00-7210	0000	OTHER CONTRACTED SERVICES	3,386	6,219	6,764		8,484	8,484	8,484	1,720	125%	
100-20-203-00-7213	0000	SOFTWARE & LICENSES	50	456	500		456	456	456	(44)	91%	
100-20-203-00-7510	0000	POSTAGE	2	16	20		0	0	0	(20)	na	
100-20-203-00-7601	0000	PRINTING & DUPLICATING	1	28	60		0	0	0	(60)	na	
100-20-203-00-8006	0000	INSTRUCTIONAL SUPPLIES	140	166	200		166	166	166	(34)	83%	
100-20-203-00-8201	0000	CONFERENCE FEES	420	80	2,636		3,600	3,600	3,600	964	137%	
100-20-203-00-8205	0000	EMPLOYEE TRAVEL	1,859	2,261	7,500		9,000	9,000	9,000	1,500	120%	
100-20-203-00-8508	0000	EQUIPMENT REPAIR	0	0	300		0	0	0	(300)	na	
100-20-203-00-8509	0000	FOOD & REFRESHMENTS	61	76	150		76	76	76	(74)	51%	
100-20-203-00-8516	0000	MEMBERSHIP FEES & DUES	450	2,316	1,653		2,516	2,516	2,516	863	152%	
100-20-203-00-8803	0000	INSTRUCTIONAL EQUIPMENT <\$5000	0	0	0		0	0	0	0	na	
100-20-203-00-8805	0000	OTHER MINOR EQUIPMENT <\$5000	320	478	1,297		478	478	478	(819)	37%	
TOTAL MATERIAL & SERVICES			6,689	12,095	21,080		24,776	24,776	24,776	3,696	118%	
TOTAL DISTANCE EDUCATION & INSTR TECH			83,389	88,760	150,220	1.4%	139,844	139,844	139,844	(10,376)	93%	1.1%

COLUMBIA GORGE COMMUNITY COLLEGE

Account Number	Prj	Description	Actual 2010-11	Actual 2011-12	ADJ Bgt 2012-13	% of Total	Proposed 2013-14	Approved 2013-14	Adopted 2013-14	\$Chg Incr(Decr)	% of Prior Bgt	% of Total
INSTRUCTIONAL STAFF DEVELOPMENT												
PERSONNEL SERVICES												
SALARY EXPENSE												
100-20-204-00-6442	0000	SPECIAL PROJECT WAGES	12,315	15,010	15,500		16,238	16,238	16,238	738	105%	
TOTAL SALARY EXPENSE			12,315	15,010	15,500		16,238	16,238	16,238	738	105%	
OTHER PAYROLL EXPENSE												
100-20-204-00-6901	0000	SOCIAL SECURITY	941	1,148	1,224		2,551	2,551	2,551	1,327	208%	
100-20-204-00-6902	0000	WORKERS' COMPENSATION INS	45	65	80		157	157	157	77	196%	
100-20-204-00-6903	0000	STATE WORKERS BENEFIT FUND	6	7	8		22	22	22	14	275%	
100-20-204-00-6904	0000	UNEMPLOYMENT INSURANCE	257	340	368		767	767	767	399	208%	
100-20-204-00-6905	0000	PERS	870	1,365	2,603		7,012	7,012	7,012	4,409	269%	
100-20-204-00-6906	0000	DISABILITY INSURANCE	0	0	0		70	70	70	70	na	
100-20-204-00-6907	0000	LIFE INSURANCE	0	0	0		43	43	43	43	na	
100-20-204-00-6908	0000	HEALTH INSURANCE	0	0	0		0	0	0	0	na	
TOTAL OTHER PAYROLL EXPENSE			2,119	2,926	4,283		10,622	10,622	10,622	6,339	248%	
TOTAL PERSONNEL SERVICES			14,434	17,936	19,783		26,860	26,860	26,860	7,077	136%	
MATERIALS & SERVICES												
100-20-204-00-7210	0000	OTHER CONTRACTED SERVICES	265	0	725		265	265	265	(460)	37%	
100-20-204-00-7601	0000	PRINTING & DUPLICATING	0	0	0		0	0	0	0	na	
100-20-204-00-7702	0000	FACILITY LEASE	0	75	0		0	0	0	0	na	
100-20-204-00-7901	0000	SUBSCRIPTIONS	0	0	0		0	0	0	0	na	
100-20-204-00-8006	0000	INSTRUCTIONAL SUPPLIES	0	62	8		62	62	62	54	775%	
100-20-204-00-8011	0000	REFERENCE MATERIALS	0	0	0		0	0	0	0	na	
100-20-204-00-8201	0000	CONFERENCE FEES	677	149	292		677	677	677	385	232%	
100-20-204-00-8204	0000	NON-EMPLOYEE TRAVEL	0	0	885		250	250	250	(635)	28%	
100-20-204-00-8205	0000	EMPLOYEE TRAVEL	1,226	120	92		1,226	1,226	1,226	1,134	1333%	
100-20-204-00-8509	0000	FOOD & REFRESHMENTS	3,049	2,771	3,500		3,049	3,049	3,049	(451)	87%	
TOTAL MATERIAL & SERVICES			5,217	3,177	5,502		5,529	5,529	5,529	27	100%	
TOTAL INSTR STAFF DEVELOPMENT			19,651	21,113	25,285	0.2%	32,389	32,389	32,389	7,104	128%	0.3%

COLUMBIA GORGE COMMUNITY COLLEGE

Account Number	Prj	Description	Actual 2010-11	Actual 2011-12	ADJ Bgt 2012-13	% of Total	Proposed 2013-14	Approved 2013-14	Adopted 2013-14	\$Chg Incr(Decr)	% of Prior Bgt	% of Total
LIBRARY												
PERSONNEL SERVICES												
SALARY EXPENSE												
100-20-221-00-6105	0000	DIRECTOR SALARIES	54,280	64,650	66,590		66,590	66,590	66,590	0	100%	
100-20-221-00-6107	0000	FT PROFESSIONAL SUPPORT SALARIES	25,221	14,331	35,535		38,830	38,830	38,830	3,295	109%	
100-20-221-00-6108	0000	PT PROFESSIONAL SUPPORT SALARIES	263	0	0		0	0	0	0	na	
100-20-221-00-6301	0000	FULL TIME CLASSIFIED WAGES	57,695	49,178	34,902		36,026	36,026	36,026	1,124	103%	
100-20-221-00-6302	0000	PART TIME CLASSIFIED WAGES	0	0	5,762		8,282	8,282	8,282	2,520	144%	
100-20-221-00-6801	0000	EMPLOYEE TAXABLE ALLOWANCE	0	0	1,400		0	0	0	(1,400)	na	
TOTAL SALARY EXPENSE			137,458	128,159	144,189		149,728	149,728	149,728	5,539	104%	
OTHER PAYROLL EXPENSE												
100-20-221-00-6901	0000	SOCIAL SECURITY	10,316	9,369	11,030		11,454	11,454	11,454	424	104%	
100-20-221-00-6902	0000	WORKERS' COMPENSATION INS	505	562	721		704	704	704	(17)	98%	
100-20-221-00-6903	0000	STATE WORKERS BENEFIT FUND	85	78	72		109	109	109	37	151%	
100-20-221-00-6904	0000	UNEMPLOYMENT INSURANCE	2,038	2,823	3,316		2,543	2,543	2,543	(773)	77%	
100-20-221-00-6905	0000	PERS	16,187	15,335	23,460		31,488	31,488	31,488	8,028	134%	
100-20-221-00-6906	0000	DISABILITY INSURANCE	211	258	274		314	314	314	40	115%	
100-20-221-00-6907	0000	LIFE INSURANCE	40	41	41		57	57	57	16	139%	
100-20-221-00-6908	0000	HEALTH INSURANCE	31,673	37,687	42,623		41,143	41,143	41,143	(1,480)	97%	
TOTAL OTHER PAYROLL EXPENSE			61,056	66,154	81,537		87,812	87,812	87,812	6,275	108%	
TOTAL PERSONNEL SERVICES			198,514	194,313	225,726		237,540	237,540	237,540	11,814	105%	
MATERIALS & SERVICES												
100-20-221-00-7208	0000	LIBRARY AUTOMATED SERVICES	11,345	7,667	8,500		8,500	8,500	8,500	0	100%	
100-20-221-00-7209	0000	MAINTENANCE CONTRACTS	1,441	1,523	1,681		1,575	1,575	1,575	(106)	94%	
100-20-221-00-7210	0000	OTHER CONTRACTED SERVICES	0	3,000	990		2,000	2,000	2,000	1,010	202%	
100-20-221-00-7510	0000	POSTAGE	855	840	1,026		0	0	0	(1,026)	na	
100-20-221-00-7523	0000	INTERLIBRARY LOAN DELIVERY	6,639	6,911	8,552		7,091	7,091	7,091	(1,461)	83%	
100-20-221-00-7601	0000	PRINTING & DUPLICATING	85	4,206	3,900		4,206	4,206	4,206	306	108%	
100-20-221-00-7901	0000	SUBSCRIPTIONS	10,439	7,897	8,822		7,000	7,000	7,000	(1,822)	79%	
100-20-221-00-7902	0000	ELECTRONIC SUBSCRIPTIONS	27,904	26,396	36,100		35,015	35,015	35,015	(1,085)	97%	
100-20-221-00-8007	0000	LIBR AUDIOVISUAL MATERIALS	2,074	5,309	6,211		4,809	4,809	4,809	(1,402)	77%	
100-20-221-00-8008	0000	LIBR ELECTRONIC MATERIALS	106	138	1,000		250	250	250	(750)	25%	
100-20-221-00-8009	0000	OFFICE SUPPLIES	5,732	3,486	4,024		3,732	3,732	3,732	(292)	93%	
100-20-221-00-8201	0000	CONFERENCE FEES	400	410	1,000		500	500	500	(500)	50%	
100-20-221-00-8205	0000	EMPLOYEE TRAVEL	711	1,657	3,900		2,000	2,000	2,000	(1,900)	51%	
100-20-221-00-8508	0000	EQUIPMENT REPAIR	0	0	0		0	0	0	0	na	
100-20-221-00-8509	0000	FOOD & REFRESHMENTS	215	14	200		215	215	215	15	108%	
100-20-221-00-8516	0000	MEMBERSHIP FEES & DUES	75	179	350		179	179	179	(171)	51%	
100-20-221-00-8801	0000	FURNITURE <\$5000	0	0	1,000		0	0	0	(1,000)	na	
100-20-221-00-8802	0000	INFO TECH EQUIPMENT <\$5000	0	709	901		709	709	709	(192)	79%	
100-20-221-00-8803	0000	INSTRUCTIONAL EQUIPMENT <\$5000	0	0	0		0	0	0	0	na	
100-20-221-00-8804	0000	OFFICE EQUIPMENT <\$5000	0	0	0		0	0	0	0	na	
TOTAL MATERIAL & SERVICES			68,021	70,344	88,157		77,781	77,781	77,781	(10,376)	88%	

COLUMBIA GORGE COMMUNITY COLLEGE

Account Number	Prj	Description	Actual 2010-11	Actual 2011-12	ADJ Bgt 2012-13	% of Total	Proposed 2013-14	Approved 2013-14	Adopted 2013-14	\$Chg Incr(Decr)	% of Prior Bgt	% of Total
CAPITAL OUTLAY												
100-20-221-00-9591	0000	LIBR PRINT COLLECTION	3,982	11,416	12,500		11,416	11,416	11,416	(1,084)	91%	
TOTAL CAPITAL OUTLAY			3,982	11,416	12,500		11,416	11,416	11,416	(1,084)	91%	
TOTAL LIBRARY			270,517	276,073	326,383	3.1%	326,737	326,737	326,737	354	100%	2.5%

COLUMBIA GORGE COMMUNITY COLLEGE

Account Number	Prj	Description	Actual 2010-11	Actual 2011-12	ADJ Bgt 2012-13	% of Total	Proposed 2013-14	Approved 2013-14	Adopted 2013-14	\$Chg Incr(Decr)	% of Prior Bgt	% of Total
REGISTRATION & ADMISSIONS												
PERSONNEL SERVICES												
SALARY EXPENSE												
100-30-301-00-6102	0000	CHIEF STUDENT SERVICES OFFICER	88,159	90,804	63,688		71,681	71,681	71,681	7,993	113%	
100-30-301-00-6107	0000	FT PROFESSIONAL SUPPORT SALARIES	0	0	0		10,798	10,798	10,798	10,798	na	
100-30-301-00-6201	0000	FULL TIME CONFIDENTIAL WAGES	37,489	38,614	39,772		40,955	40,955	40,955	1,183	103%	
100-30-301-00-6301	0000	FULL TIME CLASSIFIED WAGES	60,395	87,978	89,481		99,117	99,117	99,117	9,636	111%	
100-30-301-00-6302	0000	PART TIME CLASSIFIED WAGES	15,567	1,867	0		12,667	12,667	12,667	12,667	na	
100-30-301-00-6303	0000	CLASSIFIED OVERTIME	0	100	0		0	0	0	0	na	
100-30-301-00-6701	0000	STUDENT WAGES	0	0	0		0	0	0	0	na	
100-30-301-00-6801	0000	EMPLOYEE TAXABLE ALLOWANCE	988	940	2,800		988	988	988	(1,812)	35%	
TOTAL SALARY EXPENSE			202,598	220,302	195,741		236,206	236,206	236,206	40,465	121%	
OTHER PAYROLL EXPENSE												
100-30-301-00-6901	0000	SOCIAL SECURITY	14,998	16,193	14,974		17,994	17,994	17,994	3,020	120%	
100-30-301-00-6902	0000	WORKERS' COMPENSATION INS	745	965	979		1,106	1,106	1,106	127	113%	
100-30-301-00-6903	0000	STATE WORKERS BENEFIT FUND	118	124	98		205	205	205	107	209%	
100-30-301-00-6904	0000	UNEMPLOYMENT INSURANCE	3,398	3,571	4,502		4,362	4,362	4,362	(140)	97%	
100-30-301-00-6905	0000	PERS	24,590	18,837	31,847		49,466	49,466	49,466	17,619	155%	
100-30-301-00-6906	0000	DISABILITY INSURANCE	370	422	386		494	494	494	108	128%	
100-30-301-00-6907	0000	LIFE INSURANCE	55	68	82		114	114	114	32	139%	
100-30-301-00-6908	0000	HEALTH INSURANCE	54,930	65,497	70,102		87,511	87,511	87,511	17,409	125%	
TOTAL OTHER PAYROLL EXPENSE			99,204	105,678	122,970		161,252	161,252	161,252	38,282	131%	
TOTAL PERSONNEL SERVICES			301,802	325,980	318,711		397,458	397,458	397,458	78,747	125%	
MATERIALS & SERVICES												
100-30-301-00-7213	0000	SOFTWARE & LICENSES	210	0	700		210	210	210	(490)	30%	
100-30-301-00-7510	0000	POSTAGE	725	862	2,000		0	0	0	(2,000)	na	
100-30-301-00-7521	0000	SHIPPING & FREIGHT	0	0	0		0	0	0	0	na	
100-30-301-00-7601	0000	PRINTING & DUPLICATING	2,273	1,928	2,000		0	0	0	(2,000)	na	
100-30-301-00-8009	0000	OFFICE SUPPLIES	2,583	3,128	2,500		5,000	5,000	5,000	2,500	200%	
100-30-301-00-8012	0000	TESTING SUPPLIES	11,977	5,052	5,868		10,077	10,077	10,077	4,209	172%	
100-30-301-00-8201	0000	CONFERENCE FEES	0	550	1,846		1,880	1,880	1,880	34	102%	
100-30-301-00-8205	0000	EMPLOYEE TRAVEL	1,011	2,852	4,000		9,500	9,500	9,500	5,500	238%	
100-30-301-00-8505	0000	DIVERSITY COMMITTEE	0	0	500		0	0	0	(500)	na	
100-30-301-00-8509	0000	FOOD & REFRESHMENTS	232	43	500		232	232	232	(268)	46%	
100-30-301-00-8516	0000	MEMBERSHIP FEES & DUES	125	0	500		400	400	400	(100)	80%	
100-30-301-00-8517	0000	MISC FEES & DUES	900	0	0		500	500	500	500	na	
TOTAL MATERIAL & SERVICES			20,035	14,414	20,414		27,799	27,799	27,799	7,385	136%	
TOTAL REGISTRATION & ADMISSIONS			321,837	340,394	339,125	3.2%	425,257	425,257	425,257	86,132	125%	3.3%

COLUMBIA GORGE COMMUNITY COLLEGE

Account Number	Prj	Description	Actual 2010-11	Actual 2011-12	ADJ Bgt 2012-13	% of Total	Proposed 2013-14	Approved 2013-14	Adopted 2013-14	\$Chg Incr(Decr)	% of Prior Bgt	% of Total
ADVISING												
PERSONNEL SERVICES												
SALARY EXPENSE												
100-30-302-00-6105	0000	DIRECTOR SALARIES	46,699	55,768	52,567		51,043	51,043	51,043	(1,524)	97%	
100-30-302-00-6107	0000	FT PROFESSIONAL SUPPORT SALARIES	71,017	81,261	119,698		120,037	120,037	120,037	339	100%	
100-30-302-00-6108	0000	PT PROFESSIONAL SUPPORT SALARIES	42,088	38,532	41,646		47,463	47,463	47,463	5,817	114%	
100-30-302-00-6801	0000	EMPLOYEE TAXABLE ALLOWANCE	0	564	1,400		564	564	564	(836)	40%	
TOTAL SALARY EXPENSE			159,804	176,125	215,311		219,107	219,107	219,107	3,796	102%	
OTHER PAYROLL EXPENSE												
100-30-302-00-6901	0000	SOCIAL SECURITY	11,675	12,939	16,601		16,719	16,719	16,719	118	101%	
100-30-302-00-6902	0000	WORKERS' COMPENSATION INS	587	772	1,085		1,027	1,027	1,027	(58)	95%	
100-30-302-00-6903	0000	STATE WORKERS BENEFIT FUND	90	95	109		176	176	176	67	161%	
100-30-302-00-6904	0000	UNEMPLOYMENT INSURANCE	2,725	3,016	4,991		4,229	4,229	4,229	(762)	85%	
100-30-302-00-6905	0000	PERS	19,498	26,611	35,308		45,960	45,960	45,960	10,652	130%	
100-30-302-00-6906	0000	DISABILITY INSURANCE	251	277	348		459	459	459	111	132%	
100-30-302-00-6907	0000	LIFE INSURANCE	39	41	55		86	86	86	31	156%	
100-30-302-00-6908	0000	HEALTH INSURANCE	42,809	40,764	63,106		46,333	46,333	46,333	(16,773)	73%	
TOTAL OTHER PAYROLL EXPENSE			77,674	84,515	121,603		114,989	114,989	114,989	(6,614)	95%	
TOTAL PERSONNEL SERVICES			237,477	260,640	336,914		334,096	334,096	334,096	(2,818)	99%	
MATERIALS & SERVICES												
100-30-302-00-7114	0000	PROGRAM ADVERTISING & PROMOTIONS	239	0	0		500	500	500	500	na	
100-30-302-00-7510	0000	POSTAGE	171	172	1,000		100	100	100	(900)	10%	
100-30-302-00-7521	0000	SHIPPING & FREIGHT	0	0	0		0	0	0	0	na	
100-30-302-00-7601	0000	PRINTING & DUPLICATING	8,187	420	1,516		6,500	6,500	6,500	4,984	429%	
100-30-302-00-8009	0000	OFFICE SUPPLIES	4,435	1,003	1,602		1,200	1,200	1,200	(402)	75%	
100-30-302-00-8201	0000	CONFERENCE FEES	1,472	580	2,888		3,500	3,500	3,500	612	121%	
100-30-302-00-8205	0000	EMPLOYEE TRAVEL	3,224	6,781	5,583		6,000	6,000	6,000	417	107%	
100-30-302-00-8501	0000	ADA COMPLIANCE M&S	2,203	1,425	0		0	0	0	0	na	
100-30-302-00-8509	0000	FOOD & REFRESHMENTS	60	210	100		210	210	210	110	210%	
100-30-302-00-8516	0000	MEMBERSHIP FEES & DUES	75	150	300		500	500	500	200	167%	
100-30-302-00-8523	0000	STUDENT ACTIVITIES & EVENTS	0	175	5,688		8,712	8,712	8,712	3,024	153%	
TOTAL MATERIAL & SERVICES			20,064	10,915	18,677		27,222	27,222	27,222	8,545	146%	
TOTAL ADVISING			257,542	271,555	355,591	3.4%	361,318	361,318	361,318	5,727	102%	2.8%

COLUMBIA GORGE COMMUNITY COLLEGE

Account Number	Prj	Description	Actual 2010-11	Actual 2011-12	ADJ Bgt 2012-13	% of Total	Proposed 2013-14	Approved 2013-14	Adopted 2013-14	\$Chg Incr(Decr)	% of Prior Bgt	% of Total
FINANCIAL AID ADMINISTRATION												
PERSONNEL SERVICES												
SALARY EXPENSE												
100-30-303-00-6105	0000	DIRECTOR SALARIES	0	0	52,567		54,142	54,142	54,142	1,575	103%	
100-30-303-00-6107	0000	FT PROFESSIONAL SUPPORT SALARIES	45,015	46,365	0		0	0	0	0	na	
100-30-303-00-6301	0000	FULL TIME CLASSIFIED WAGES	29,958	46,279	65,811		89,996	89,996	89,996	24,185	137%	
100-30-303-00-6303	0000	PART TIME CLASSIFIED WAGES	0	0	0		0	0	0	0	na	
100-30-303-00-6801	0000	EMPLOYEE TAXABLE ALLOWANCE	0	0	1,400		0	0	0	(1,400)	na	
TOTAL SALARY EXPENSE			74,973	92,644	119,778		144,138	144,138	144,138	24,360	120%	
OTHER PAYROLL EXPENSE												
100-30-303-00-6901	0000	SOCIAL SECURITY	5,728	7,009	9,163		11,027	11,027	11,027	1,864	120%	
100-30-303-00-6902	0000	WORKERS' COMPENSATION INS	275	406	599		677	677	677	78	113%	
100-30-303-00-6903	0000	STATE WORKERS BENEFIT FUND	51	63	60		129	129	129	69	215%	
100-30-303-00-6904	0000	UNEMPLOYMENT INSURANCE	1,330	1,823	2,755		2,787	2,787	2,787	32	101%	
100-30-303-00-6905	0000	PERS	9,196	14,169	19,488		30,312	30,312	30,312	10,824	156%	
100-30-303-00-6906	0000	DISABILITY INSURANCE	150	186	237		303	303	303	66	128%	
100-30-303-00-6907	0000	LIFE INSURANCE	27	34	41		57	57	57	16	139%	
100-30-303-00-6908	0000	HEALTH INSURANCE	15,909	22,080	33,101		36,195	36,195	36,195	3,094	109%	
TOTAL OTHER PAYROLL EXPENSE			32,667	45,769	65,444		81,487	81,487	81,487	16,043	125%	
TOTAL PERSONNEL SERVICES			107,640	138,412	185,222		225,625	225,625	225,625	40,403	122%	
MATERIALS & SERVICES												
100-30-303-00-7210	0000	OTHER CONTRACTED SERVICES	0	52	0		5,055	5,055	5,055	5,055	na	
100-30-303-00-7510	0000	POSTAGE	512	763	800		0	0	0	(800)	na	
100-30-303-00-7521	0000	SHIPPING & FREIGHT	95	0	17		0	0	0	(17)	na	
100-30-303-00-7601	0000	PRINTING & DUPLICATING	959	1,079	1,000		300	300	300	(700)	30%	
100-30-303-00-8009	0000	OFFICE SUPPLIES	794	697	983		700	700	700	(283)	71%	
100-30-303-00-8201	0000	CONFERENCE FEES	689	955	1,500		955	955	955	(545)	64%	
100-30-303-00-8205	0000	EMPLOYEE TRAVEL	5,973	3,837	7,500		5,973	5,973	5,973	(1,527)	80%	
100-30-303-00-8509	0000	FOOD & REFRESHMENTS	0	166	0		166	166	166	166	na	
100-30-303-00-8516	0000	MEMBERSHIP FEES & DUES	135	225	1,200		975	975	975	(225)	81%	
TOTAL MATERIAL & SERVICES			9,156	7,774	13,000		14,124	14,124	14,124	1,124	109%	
TOTAL FINANCIAL AID ADMINISTRATION			116,796	146,187	198,222	1.9%	239,749	239,749	239,749	41,527	121%	1.9%

COLUMBIA GORGE COMMUNITY COLLEGE

Account Number	Prj	Description	Actual 2010-11	Actual 2011-12	ADJ Bgt 2012-13	% of Total	Proposed 2013-14	Approved 2013-14	Adopted 2013-14	\$Chg Incr(Decr)	% of Prior Bgt	% of Total
CAREER SERVICES												
PERSONNEL SERVICES												
SALARY EXPENSE												
100-30-304-00-6107	0000	FT PROFESSIONAL SUPPORT SALARIES	31,243	36,918	38,026		39,034	39,034	39,034	1,008	103%	
TOTAL SALARY EXPENSE			31,243	36,918	38,026		39,034	39,034	39,034	1,008	103%	
OTHER PAYROLL EXPENSE												
100-30-304-00-6901	0000	SOCIAL SECURITY	2,257	2,798	2,909		2,986	2,986	2,986	77	103%	
100-30-304-00-6902	0000	WORKERS' COMPENSATION INS	115	162	190		183	183	183	(7)	96%	
100-30-304-00-6903	0000	STATE WORKERS BENEFIT FUND	19	23	19		32	32	32	13	168%	
100-30-304-00-6904	0000	UNEMPLOYMENT INSURANCE	579	757	875		784	784	784	(91)	90%	
100-30-304-00-6905	0000	PERS	3,952	5,394	6,187		8,209	8,209	8,209	2,022	133%	
100-30-304-00-6906	0000	DISABILITY INSURANCE	62	74	76		82	82	82	6	108%	
100-30-304-00-6907	0000	LIFE INSURANCE	12	14	14		14	14	14	0	100%	
100-30-304-00-6908	0000	HEALTH INSURANCE	12,181	2,407	0		0	0	0	0	na	
TOTAL OTHER PAYROLL EXPENSE			19,177	11,628	10,270		12,290	12,290	12,290	2,020	120%	
TOTAL PERSONNEL SERVICES			50,420	48,547	48,296		51,324	51,324	51,324	3,028	106%	
MATERIALS & SERVICES												
100-30-304-00-7213	0000	SOFTWARE & LICENSES	2,031	2,388	2,363		3,050	3,050	3,050	687	129%	
100-30-304-00-7510	0000	POSTAGE	43	0	100		0	0	0	(100)	na	
100-30-304-00-7601	0000	PRINTING & DUPLICATING	402	567	300		400	400	400	100	133%	
100-30-304-00-7901	0000	SUBSCRIPTIONS	79	79	0		79	79	79	79	na	
100-30-304-00-8009	0000	OFFICE SUPPLIES	146	166	300		166	166	166	(134)	55%	
100-30-304-00-8011	0000	REFERENCE MATERIALS	46	175	124		175	175	175	51	141%	
100-30-304-00-8201	0000	CONFERENCE FEES	0	60	500		600	600	600	100	120%	
100-30-304-00-8205	0000	EMPLOYEE TRAVEL	0	230	900		1,200	1,200	1,200	300	133%	
100-30-304-00-8509	0000	FOOD & REFRESHMENTS	0	82	384		150	150	150	(234)	39%	
100-30-304-00-8515	0000	MEETING & CONFERENCE EXPENSE	0	0	837		0	0	0	(837)	na	
100-30-304-00-8516	0000	MEMBERSHIP FEES & DUES	130	0	160		130	130	130	(30)	81%	
TOTAL MATERIAL & SERVICES			2,877	3,747	5,968		5,950	5,950	5,950	(18)	100%	
TOTAL CAREER SERVICES			53,296	52,293	54,264	0.5%	57,274	57,274	57,274	3,010	106%	0.4%

COLUMBIA GORGE COMMUNITY COLLEGE

Account Number	Prj	Description	Actual 2010-11	Actual 2011-12	ADJ Bgt 2012-13	% of Total	Proposed 2013-14	Approved 2013-14	Adopted 2013-14	\$Chg Incr(Decr)	% of Prior Bgt	% of Total
STUDENT RECOGNITION												
MATERIALS & SERVICES												
100-30-305-00-7510	0000	POSTAGE	293	204	375		0	0	0	(375)	na	
100-30-305-00-7521	0000	SHIPPING & FREIGHT	0	271	0		271	271	271	271	na	
100-30-305-00-7601	0000	PRINTING & DUPLICATING	2,606	1,163	2,200		1,606	1,606	1,606	(594)	73%	
100-30-305-00-8009	0000	OFFICE SUPPLIES	1,273	0	0		673	673	673	673	na	
100-30-305-00-8205	0000	EMPLOYEE TRAVEL	0	0	0		0	0	0	0	na	
100-30-305-00-8503	0000	GRADUATION EXPENDITURES	2,164	4,064	7,000		5,745	5,745	5,745	(1,255)	82%	
100-30-305-00-8509	0000	FOOD & REFRESHMENTS	559	240	600		900	900	900	300	150%	
100-30-305-00-8523	0000	STUDENT ACTIVITIES & EVENTS	860	934	1,000		934	934	934	(66)	93%	
TOTAL MATERIAL & SERVICES			7,754	6,877	11,175		10,129	10,129	10,129	(1,046)	91%	
TOTAL STUDENT RECOGNITION			7,754	6,877	11,175	0.1%	10,129	10,129	10,129	(1,046)	91%	0.1%

COLUMBIA GORGE COMMUNITY COLLEGE

Account Number	Prj	Description	Actual 2010-11	Actual 2011-12	ADJ Bgt 2012-13	% of Total	Proposed 2013-14	Approved 2013-14	Adopted 2013-14	\$Chg Incr(Decr)	% of Prior Bgt	% of Total
ADA SERVICES												
PERSONNEL SERVICES												
SALARY EXPENSE												
100-30-306-00-6108	0000	PT PROFESSIONAL SUPPORT SALARIES	0	0	0		5,000	5,000	5,000	5,000	na	
TOTAL SALARY EXPENSE			0	0	0		5,000	5,000	5,000	5,000	na	
OTHER PAYROLL EXPENSE												
100-30-306-00-6901	0000	SOCIAL SECURITY	0	0	0		382	382	382	382	na	
100-30-306-00-6902	0000	WORKERS' COMPENSATION INS	0	0	0		24	24	24	24	na	
100-30-306-00-6903	0000	STATE WORKERS BENEFIT FUND	0	0	0		4	4	4	4	na	
100-30-306-00-6904	0000	UNEMPLOYMENT INSURANCE	0	0	0		115	115	115	115	na	
100-30-306-00-6905	0000	PERS	0	0	0		1,051	1,051	1,051	1,051	na	
100-30-306-00-6906	0000	DISABILITY INSURANCE	0	0	0		11	11	11	11	na	
100-30-306-00-6907	0000	LIFE INSURANCE	0	0	0		14	14	14	14	na	
100-30-306-00-6908	0000	HEALTH INSURANCE	0	0	0		303	303	303	303	na	
TOTAL OTHER PAYROLL EXPENSE			0	0	0		1,904	1,904	1,904	1,904	na	
TOTAL PERSONNEL SERVICES			0	0	0		6,904	6,904	6,904	6,904	na	
MATERIALS & SERVICES												
100-30-306-00-7213	0000	SOFTWARE & LICENSES	0	0	0		0	0	0	0	na	
100-30-306-00-7510	0000	POSTAGE	0	0	0		0	0	0	0	na	
100-30-306-00-7601	0000	PRINTING & DUPLICATING	0	0	0		0	0	0	0	na	
100-30-306-00-7901	0000	SUBSCRIPTIONS	0	0	0		0	0	0	0	na	
100-30-306-00-8009	0000	OFFICE SUPPLIES	0	0	0		0	0	0	0	na	
100-30-306-00-8011	0000	REFERENCE MATERIALS	0	0	0		0	0	0	0	na	
100-30-306-00-8201	0000	CONFERENCE FEES	0	0	235		300	300	300	65	128%	
100-30-306-00-8205	0000	EMPLOYEE TRAVEL	0	0	345		400	400	400	55	116%	
100-30-306-00-8501	0000	ADA COMPLIANCE M&S	0	0	11,891		19,500	19,500	19,500	7,609	164%	
TOTAL MATERIAL & SERVICES			0	0	12,471		20,200	20,200	20,200	7,729	162%	
TOTAL ADA SERVICES			0	0	12,471	0.1%	27,104	27,104	27,104	14,633	217%	0.2%

COLUMBIA GORGE COMMUNITY COLLEGE

Account Number	Prj	Description	Actual 2010-11	Actual 2011-12	ADJ Bgt 2012-13	% of Total	Proposed 2013-14	Approved 2013-14	Adopted 2013-14	\$Chg Incr(Decr)	% of Prior Bgt	% of Total
STUDENT SUCCESS INITIATIVES												
FOUNDATION OF EXCELLENCE												
(ROLLED INTO STUDENT SUCCESS INITIATIVES)												
PERSONNEL SERVICES												
SALARY EXPENSE												
100-30-310-00-6442	0000	SPECIAL PROJECT WAGES	0	1,485	4,570		1,732	1,732	1,732	(2,838)	38%	
TOTAL SALARY EXPENSE			0	1,485	4,570		1,732	1,732	1,732	(2,838)	38%	
OTHER PAYROLL EXPENSE												
100-30-310-00-6901	0000	SOCIAL SECURITY	0	113	350		133	133	133	(217)	38%	
100-30-310-00-6902	0000	WORKERS' COMPENSATION INS	0	6	23		8	8	8	(15)	35%	
100-30-310-00-6903	0000	STATE WORKERS BENEFIT FUND	0	0	2		1	1	1	(1)	50%	
100-30-310-00-6904	0000	UNEMPLOYMENT INSURANCE	0	34	105		40	40	40	(65)	38%	
100-30-310-00-6905	0000	PERS	0	133	744		364	364	364	(380)	49%	
100-30-310-00-6906	0000	DISABILITY INSURANCE	0	0	0		4	4	4	4	na	
100-30-310-00-6907	0000	LIFE INSURANCE	0	0	0		14	14	14	14	na	
100-30-310-00-6908	0000	HEALTH INSURANCE	0	0	0		0	0	0	0	na	
TOTAL OTHER PAYROLL EXPENSE			0	287	1,224		564	564	564	(660)	46%	
TOTAL PERSONNEL SERVICES			0	1,772	5,794		2,296	2,296	2,296	(3,498)	40%	
MATERIALS & SERVICES												
100-30-310-00-7210	0000	OTHER CONTRACTED SERVICES	0	8,000	18,400		47,500	47,500	47,500	29,100	258%	
100-30-310-00-7601	0000	PRINTING & DUPLICATING	0	0	664		0	0	0	(664)	na	
100-30-310-00-8201	0000	CONFERENCE FEES	0	950	673		3,000	3,000	3,000	2,327	446%	
100-30-310-00-8205	0000	EMPLOYEE TRAVEL	0	4,991	899		13,000	13,000	13,000	12,101	1446%	
100-30-310-00-8517	0000	MISCELLANEOUS FEES	0	0	0		0	0	0	0	na	
100-30-310-00-8523	0000	STUDENT ACTIVITIES & EVENTS	0	549	0		15,000	15,000	15,000	15,000	na	
TOTAL MATERIAL & SERVICES			0	14,490	20,636		78,500	78,500	78,500	57,864	380%	
TOTAL FOUNDATION OF EXCELLENCE			0	16,262	26,430		80,796	80,796	80,796	54,366	306%	0.6%

COLUMBIA GORGE COMMUNITY COLLEGE

Account Number	Prj	Description	Actual 2010-11	Actual 2011-12	ADJ Bgt 2012-13	% of Total	Proposed 2013-14	Approved 2013-14	Adopted 2013-14	\$Chg Incr(Decr)	% of Prior Bgt	% of Total
ACHIEVING THE DREAM												
(ROLLED INTO STUDENT SUCCESS INITIATIVES)												
PERSONNEL SERVICES												
SALARY EXPENSE												
100-30-311-00-6442	0000	SPECIAL PROJECT WAGES	0	0	1,000		0	0	0	(1,000)	na	
TOTAL SALARY EXPENSE			0	0	1,000		0	0	0	(1,000)	na	
OTHER PAYROLL EXPENSE												
100-30-311-00-6901	0000	SOCIAL SECURITY	0	0	77		0	0	0	(77)	na	
100-30-311-00-6902	0000	WORKERS' COMPENSATION INS	0	0	5		0	0	0	(5)	na	
100-30-311-00-6903	0000	STATE WORKERS BENEFIT FUND	0	0	1		0	0	0	(1)	na	
100-30-311-00-6904	0000	UNEMPLOYMENT INSURANCE	0	0	23		0	0	0	(23)	na	
100-30-311-00-6905	0000	PERS	0	0	163		0	0	0	(163)	na	
100-30-311-00-6906	0000	DISABILITY INSURANCE	0	0	0		0	0	0	0	na	
100-30-311-00-6907	0000	LIFE INSURANCE	0	0	0		0	0	0	0	na	
100-30-311-00-6908	0000	HEALTH INSURANCE	0	0	0		0	0	0	0	na	
TOTAL OTHER PAYROLL EXPENSE			0	0	269		0	0	0	(269)	na	
TOTAL PERSONNEL SERVICES			0	0	1,269		0	0	0	(1,269)	na	
MATERIALS & SERVICES												
100-30-311-00-8201	0000	CONFERENCE FEES	0	0	2,250		0	0	0	(2,250)	na	
100-30-311-00-8205	0000	EMPLOYEE TRAVEL	0	0	7,209		0	0	0	(7,209)	na	
100-30-311-00-8517	0000	MISCELLANEOUS FEES	0	0	30,541		0	0	0	(30,541)	na	
TOTAL MATERIAL & SERVICES			0	0	40,000		0	0	0	(40,000)	na	
TOTAL ACHIEVING THE DREAM			0	0	41,269		0	0	0	(41,269)	na	0.0%
STRATEGIC ENROLLMENT MANAGEMENT												
(ROLLED INTO STUDENT SUCCESS INITIATIVES)												
PERSONNEL SERVICES												
SALARY EXPENSE												
100-30-312-00-6442	0000	SPECIAL PROJECT WAGES	0	0	4,000		0	0	0	(4,000)	na	
TOTAL SALARY EXPENSE			0	0	4,000		0	0	0	(4,000)	na	
OTHER PAYROLL EXPENSE												
100-30-312-00-6901	0000	SOCIAL SECURITY	0	0	306		0	0	0	(306)	na	
100-30-312-00-6902	0000	WORKERS' COMPENSATION INS	0	0	20		0	0	0	(20)	na	
100-30-312-00-6903	0000	STATE WORKERS BENEFIT FUND	0	0	2		0	0	0	(2)	na	
100-30-312-00-6904	0000	UNEMPLOYMENT INSURANCE	0	0	92		0	0	0	(92)	na	
100-30-312-00-6905	0000	PERS	0	0	651		0	0	0	(651)	na	
100-30-312-00-6906	0000	DISABILITY INSURANCE	0	0	0		0	0	0	0	na	
100-30-312-00-6907	0000	LIFE INSURANCE	0	0	0		0	0	0	0	na	
100-30-312-00-6908	0000	HEALTH INSURANCE	0	0	0		0	0	0	0	na	
TOTAL OTHER PAYROLL EXPENSE			0	0	1,071		0	0	0	(1,071)	na	
TOTAL PERSONNEL SERVICES			0	0	5,071		0	0	0	(5,071)	na	
MATERIALS & SERVICES												
100-30-312-00-7210	0000	OTHER CONTRACTED SERVICES	0	0	1,011		0	0	0	(1,011)	na	

COLUMBIA GORGE COMMUNITY COLLEGE

Account Number	Prj	Description	Actual 2010-11	Actual 2011-12	ADJ Bgt 2012-13	% of Total	Proposed 2013-14	Approved 2013-14	Adopted 2013-14	\$Chg Incr(Decr)	% of Prior Bgt	% of Total
100-30-312-00-7601	0000	PRINTING & DUPLICATING	0	0	0		0	0	0	0	na	
100-30-312-00-8201	0000	CONFERENCE FEES	0	0	1,864		0	0	0	(1,864)	na	
100-30-312-00-8205	0000	EMPLOYEE TRAVEL	0	0	1,864		0	0	0	(1,864)	na	
100-30-312-00-8517	0000	MISCELLANEOUS FEES	0	0	0		0	0	0	0	na	
100-30-312-00-8523	0000	STUDENT ACTIVITIES & EVENTS	0	0	0		0	0	0	0	na	
TOTAL MATERIAL & SERVICES			0	0	4,739		0	0	0	(4,739)	na	
TOTAL STRATEGIC ENROLLMENT MANAGEM			0	0	9,810		0	0	0	(9,810)	na	0.0%

COLUMBIA GORGE COMMUNITY COLLEGE

Account Number	Prj	Description	Actual 2010-11	Actual 2011-12	ADJ Bgt 2012-13	% of Total	Proposed 2013-14	Approved 2013-14	Adopted 2013-14	\$Chg Incr(Decr)	% of Prior Bgt	% of Total
GED TESTING												
MATERIALS & SERVICES												
100-30-321-00-7510	0000	POSTAGE	50	83	250		0	0	0	(250)	na	
100-30-321-00-7521	0000	SHIPPING & FREIGHT	342	317	293		0	0	0	(293)	na	
100-30-321-00-7601	0000	PRINTING & DUPLICATING	0	0	25		0	0	0	(25)	na	
100-30-321-00-8012	0000	TESTING SUPPLIES	3,135	3,735	2,500		3,735	3,735	3,735	1,235	149%	
100-30-321-00-8205	0000	EMPLOYEE TRAVEL	961	1,050	1,459		1,050	1,050	1,050	(409)	72%	
100-30-321-00-8517	0000	MISC FEES & DUES	4,865	5,942	5,398		5,942	5,942	5,942	544	110%	
TOTAL MATERIAL & SERVICES			9,353	11,127	9,925		10,727	10,727	10,727	802	108%	
TOTAL GED TESTING			9,353	11,127	9,925	0.1%	10,727	10,727	10,727	802	108%	0.1%

COLUMBIA GORGE COMMUNITY COLLEGE

Account Number	Prj	Description	Actual 2010-11	Actual 2011-12	ADJ Bgt 2012-13	% of Total	Proposed 2013-14	Approved 2013-14	Adopted 2013-14	\$Chg Incr(Decr)	% of Prior Bgt	% of Total
STUDENT GOVERNMENT												
PERSONNEL SERVICES												
SALARY EXPENSE												
100-30-331-00-6701	0000	STUDENT WAGES	10,260	7,095	15,300		11,151	11,151	11,151	(4,149)	73%	
TOTAL SALARY EXPENSE			10,260	7,095	15,300		11,151	11,151	11,151	(4,149)	73%	
OTHER PAYROLL EXPENSE												
100-30-331-00-6901	0000	SOCIAL SECURITY	(1,184)	46	1,170		853	853	853	(317)	73%	
100-30-331-00-6902	0000	WORKERS' COMPENSATION INS	37	31	77		52	52	52	(25)	68%	
100-30-331-00-6903	0000	STATE WORKERS BENEFIT FUND	16	11	8		19	19	19	11	238%	
100-30-331-00-6904	0000	UNEMPLOYMENT INSURANCE	(51)	65	352		256	256	256	(96)	73%	
TOTAL OTHER PAYROLL EXPENSE			(1,183)	153	1,607		1,180	1,180	1,180	(427)	73%	
TOTAL PERSONNEL SERVICES			9,078	7,248	16,907		12,331	12,331	12,331	(4,576)	73%	
MATERIALS & SERVICES												
100-30-331-00-7510	0000	POSTAGE	3	34	150		0	0	0	(150)	na	
100-30-331-00-7521	0000	SHIPPING & FREIGHT	0	0	0		0	0	0	0	na	
100-30-331-00-7601	0000	PRINTING & DUPLICATING	220	147	150		0	0	0	(150)	na	
100-30-331-00-8009	0000	OFFICE SUPPLIES	572	265	400		400	400	400	0	100%	
100-30-331-00-8201	0000	CONFERENCE FEES	1,310	905	1,200		1,310	1,310	1,310	110	109%	
100-30-331-00-8205	0000	EMPLOYEE TRAVEL	377	358	700		350	350	350	(350)	50%	
100-30-331-00-8206	0000	STUDENT TRAVEL	2,244	1,345	2,500		1,000	1,000	1,000	(1,500)	40%	
100-30-331-00-8509	0000	FOOD & REFRESHMENTS	0	0	0		0	0	0	0	na	
100-30-331-00-8515	0000	MEETING & CONFERENCE EXPENSE	0	0	150		0	0	0	(150)	na	
100-30-331-00-8516	0000	MEMBERSHIP FEES & DUES	0	252	300		250	250	250	(50)	83%	
100-30-331-00-8523	0000	STUDENT ACTIVITIES & EVENTS	2,099	2,594	3,040		4,400	4,400	4,400	1,360	145%	
TOTAL MATERIAL & SERVICES			6,826	5,901	8,590		7,710	7,710	7,710	(880)	90%	
TOTAL STUDENT GOVERNMENT			15,904	13,149	25,497	0.2%	20,041	20,041	20,041	(5,456)	79%	0.2%

COLUMBIA GORGE COMMUNITY COLLEGE

Account Number	Prj	Description	Actual 2010-11	Actual 2011-12	ADJ Bgt 2012-13	% of Total	Proposed 2013-14	Approved 2013-14	Adopted 2013-14	\$Chg Incr(Decr)	% of Prior Bgt	% of Total
PHI THETA KAPPA												
PERSONNEL SERVICES												
SALARY EXPENSE												
100-30-332-00-6701	0000	STUDENT WAGES	641	484	2,120		1,607	1,607	1,607	(513)	76%	
TOTAL SALARY EXPENSE			641	484	2,120		1,607	1,607	1,607	(513)	76%	
OTHER PAYROLL EXPENSE												
100-30-332-00-6901	0000	SOCIAL SECURITY	(41)	0	162		123	123	123	(39)	76%	
100-30-332-00-6902	0000	WORKERS' COMPENSATION INS	3	1	11		7	7	7	(4)	64%	
100-30-332-00-6903	0000	STATE WORKERS BENEFIT FUND	1	0	1		2	2	2	1	200%	
100-30-332-00-6904	0000	UNEMPLOYMENT INSURANCE	3	0	49		36	36	36	(13)	73%	
TOTAL OTHER PAYROLL EXPENSE			(34)	1	223		168	168	168	(55)	75%	
TOTAL PERSONNEL SERVICES			607	485	2,343		1,775	1,775	1,775	(568)	76%	
MATERIALS & SERVICES												
100-30-332-00-7510	0000	POSTAGE	261	178	400		0	0	0	(400)	na	
100-30-332-00-7601	0000	PRINTING & DUPLICATING	23	81	100		0	0	0	(100)	na	
100-30-332-00-8009	0000	OFFICE SUPPLIES	486	182	300		486	486	486	186	162%	
100-30-332-00-8201	0000	CONFERENCE FEES	1,152	1,171	1,350		1,174	1,174	1,174	(176)	87%	
100-30-332-00-8205	0000	EMPLOYEE TRAVEL	989	980	1,000		989	989	989	(11)	99%	
100-30-332-00-8206	0000	STUDENT TRAVEL	1,491	1,254	2,500		1,500	1,500	1,500	(1,000)	60%	
100-30-332-00-8516	0000	MEMBERSHIP FEES & DUES	6	0	250		0	0	0	(250)	na	
100-30-332-00-8523	0000	STUDENT ACTIVITIES & EVENTS	1,469	1,340	2,000		1,031	1,031	1,031	(969)	52%	
TOTAL MATERIAL & SERVICES			5,877	5,187	7,900		5,180	5,180	5,180	(2,720)	66%	
TOTAL PHI THETA KAPPA			6,484	5,672	10,243	0.1%	6,955	6,955	6,955	(3,288)	68%	0.1%

COLUMBIA GORGE COMMUNITY COLLEGE

Account Number	Prj	Description	Actual 2010-11	Actual 2011-12	ADJ Bgt 2012-13	% of Total	Proposed 2013-14	Approved 2013-14	Adopted 2013-14	\$Chg Incr(Decr)	% of Prior Bgt	% of Total
GOVERNING BOARD												
MATERIALS & SERVICES												
100-50-501-00-7111	0000	LEGAL NOTICE ADVERTISING	2,651	1,315	2,500		1,315	1,315	1,315	(1,185)	53%	
100-50-501-00-7210	0000	OTHER CONTRACTED SERVICES	1,800	100	0		2,000	2,000	2,000	2,000	na	
100-50-501-00-7510	0000	POSTAGE	245	253	400		0	0	0	(400)	na	
100-50-501-00-7601	0000	PRINTING & DUPLICATING	824	551	1,000		0	0	0	(1,000)	na	
100-50-501-00-8009	0000	OFFICE SUPPLIES	63	1,104	1,018		500	500	500	(518)	49%	
100-50-501-00-8201	0000	CONFERENCE FEES	2,852	3,561	3,852		7,100	7,100	7,100	3,248	184%	
100-50-501-00-8203	0000	BOARD TRAVEL	8,785	9,999	14,000		16,334	16,334	16,334	2,334	117%	
100-50-501-00-8509	0000	FOOD & REFRESHMENTS	3,640	3,690	3,500		4,900	4,900	4,900	1,400	140%	
100-50-501-00-8512	0000	GIFTS EXPENSE	546	306	300		500	500	500	200	167%	
100-50-501-00-8515	0000	MEETING & CONFERENCE EXPENSE	493	139	852		500	500	500	(352)	59%	
100-50-501-00-8516	0000	MEMBERSHIP FEES & DUES	21,490	21,790	23,377		24,078	24,078	24,078	701	103%	
100-50-501-00-8517	0000	MISCELLANEOUS FEES	655	455	4,901		0	0	0	(4,901)	na	
TOTAL MATERIAL & SERVICES			44,045	43,265	55,700		57,227	57,227	57,227	1,527	103%	
TOTAL GOVERNING BOARD			44,045	43,265	55,700	0.5%	57,227	57,227	57,227	1,527	103%	0.4%

COLUMBIA GORGE COMMUNITY COLLEGE

Account Number	Prj	Description	Actual 2010-11	Actual 2011-12	ADJ Bgt 2012-13	% of Total	Proposed 2013-14	Approved 2013-14	Adopted 2013-14	\$Chg Incr(Decr)	% of Prior Bgt	% of Total
PRESIDENT'S OFFICE												
PERSONNEL SERVICES												
SALARY EXPENSE												
100-50-502-00-6101	0000	PRESIDENT SALARY	140,000	140,000	140,000		175,000	175,000	175,000	35,000	125%	
100-50-502-00-6105	0000	DIRECTORS SALARY	0	0	0		52,567	52,567	52,567	52,567	na	
100-50-502-00-6107	0000	FT PROFESSIONAL SUPPORT SALARIES	0	0	0		51,284	51,284	51,284	51,284	na	
100-50-502-00-6108	0000	PT PROFESSIONAL SUPPORT SALARIES	0	0	45,402		45,402	45,402	45,402	0	100%	
100-50-502-00-6201	0000	FULL TIME CONFIDENTIAL WAGES	35,647	46,511	47,907		0	0	0	(47,907)	na	
100-50-502-00-6301	0000	FULL TIME CLASSIFIED WAGES	23,380	20,686	26,686		24,773	24,773	24,773	(1,913)	93%	
100-50-502-00-6801	0000	EMPLOYEE TAXABLE ALLOWANCE	8,385	8,997	9,756		11,994	11,994	11,994	2,238	123%	
100-50-502-00-6802	0000	EMPLOYER PAID 403B	8,100	8,100	8,100		8,100	8,100	8,100	0	100%	
TOTAL SALARY EXPENSE			215,512	224,294	277,851		369,120	369,120	369,120	91,269	133%	
OTHER PAYROLL EXPENSE												
100-50-502-00-6901	0000	SOCIAL SECURITY	12,282	13,713	21,256		19,757	19,757	19,757	(1,499)	93%	
100-50-502-00-6902	0000	WORKERS' COMPENSATION INS	762	948	1,389		1,471	1,471	1,471	82	106%	
100-50-502-00-6903	0000	STATE WORKERS BENEFIT FUND	78	74	139		141	141	141	2	101%	
100-50-502-00-6904	0000	UNEMPLOYMENT INSURANCE	1,914	2,105	6,391		3,149	3,149	3,149	(3,242)	49%	
100-50-502-00-6905	0000	PERS	24,048	31,339	45,206		65,822	65,822	65,822	20,616	146%	
100-50-502-00-6906	0000	DISABILITY INSURANCE	398	416	429		657	657	657	228	153%	
100-50-502-00-6907	0000	LIFE INSURANCE	41	39	41		71	71	71	30	173%	
100-50-502-00-6908	0000	HEALTH INSURANCE	28,838	26,599	34,779		50,225	50,225	50,225	15,446	144%	
100-50-502-00-6951	0000	PERS BENEFIT EQUALIZATION FUND	557	870	900		870	870	870	(30)	97%	
100-50-502-00-6952	0000	RETIREE EXP PRES EMERITUS	0	0	0		0	0	0	0	na	
100-50-502-00-6953	0000	OTHER EMPL BENEFITS-PRESIDENT	7,845	7,845	7,845		7,845	7,845	7,845	0	100%	
TOTAL OTHER PAYROLL EXPENSE			76,762	83,947	118,375		150,008	150,008	150,008	31,633	127%	
TOTAL PERSONNEL SERVICES			292,274	308,241	396,226		519,128	519,128	519,128	122,902	131%	
MATERIALS & SERVICES												
100-50-502-00-7102	0000	COLLEGE PROMOTIONAL MATERIALS	8,700	6,220	8,222		6,220	6,220	6,220	(2,002)	76%	
100-50-502-00-7210	0000	OTHER CONTRACTED SERVICES	29,590	13,066	30,515		50,000	50,000	50,000	19,485	164%	
100-50-502-00-7213	0000	SOFTWARE & LICENSES	761	319	1,000		1,761	1,761	1,761	761	176%	
100-50-502-00-7510	0000	POSTAGE	1,084	148	1,200		0	0	0	(1,200)	na	
100-50-502-00-7521	0000	SHIPPING & FREIGHT	690	308	400		500	500	500	100	125%	
100-50-502-00-7601	0000	PRINTING & DUPLICATING	874	225	670		0	0	0	(670)	na	
100-50-502-00-7631	0000	COLLEGE MARKETING PRINTING	1,412	0	1,300		0	0	0	(1,300)	na	
100-50-502-00-7901	0000	SUBSCRIPTIONS	429	499	715		499	499	499	(216)	70%	
100-50-502-00-7902	0000	ELECTRONIC SUBSCRIPTIONS	759	917	1,355		1,000	1,000	1,000	(355)	74%	
100-50-502-00-8009	0000	OFFICE SUPPLIES	5,563	7,065	4,617		7,000	7,000	7,000	2,383	152%	
100-50-502-00-8011	0000	REFERENCE MATERIALS	4,462	560	250		2,000	2,000	2,000	1,750	800%	
100-50-502-00-8101	0000	CELLULAR TELECOMMUNICATIONS	0	0	0		0	0	0	0	na	
100-50-502-00-8201	0000	CONFERENCE FEES	2,240	4,496	4,107		5,220	5,220	5,220	1,113	127%	
100-50-502-00-8205	0000	EMPLOYEE TRAVEL	27,968	26,002	31,179		40,750	40,750	40,750	9,571	131%	
100-50-502-00-8507	0000	ENTERTAINMENT COSTS	0	118	31		0	0	0	(31)	na	
100-50-502-00-8508	0000	EQUIPMENT REPAIR	0	20	150		20	20	20	(130)	13%	
100-50-502-00-8509	0000	FOOD & REFRESHMENTS	4,791	7,771	7,995		8,857	8,857	8,857	862	111%	

COLUMBIA GORGE COMMUNITY COLLEGE

Account Number	Prj	Description	Actual 2010-11	Actual 2011-12	ADJ Bgt 2012-13	% of Total	Proposed 2013-14	Approved 2013-14	Adopted 2013-14	\$Chg Incr(Decr)	% of Prior Bgt	% of Total
100-50-502-00-8512	0000	GIFTS EXPENSE	678	282	654		500	500	500	(154)		76%
100-50-502-00-8515	0000	MEETING & CONFERENCE EXPENSE	1,330	1,730	3,545		1,740	1,740	1,740	(1,805)		49%
100-50-502-00-8516	0000	MEMBERSHIP FEES & DUES	10,110	9,852	11,060		10,700	10,700	10,700	(360)		97%
100-50-502-00-8517	0000	MISCELLANEOUS FEES	0	40	0		0	0	0	0		na
100-50-502-00-8555	0000	PRESIDENT'S DISCRETIONARY ACCOUNT	0	0	0		100,000	100,000	100,000	100,000		na
100-50-502-00-8802	0000	INFO TECH EQUIPMENT <\$5000	2,441	3,018	2,650		3,018	3,018	3,018	368		114%
100-50-502-00-8805	0000	OTHER MINOR EQUIPMENT	459	1,322	1,085		1,322	1,322	1,322	237		122%
TOTAL MATERIAL & SERVICES			104,340	83,975	112,700		241,107	241,107	241,107	128,407		214%
TOTAL PRESIDENT'S OFFICE			396,615	392,216	508,926	4.9%	760,235	760,235	760,235	251,309	149%	5.9%

COLUMBIA GORGE COMMUNITY COLLEGE

Account Number	Prj	Description	Actual 2010-11	Actual 2011-12	ADJ Bgt 2012-13	% of Total	Proposed 2013-14	Approved 2013-14	Adopted 2013-14	\$Chg Incr(Decr)	% of Prior Bgt	% of Total
PUBLIC INFORMATION & COMMUNICATIONS												
MATERIALS & SERVICES												
100-50-503-00-7101	0000	INSTITUTIONAL ADVERTISING	10,871	29,057	24,093		52,240	52,240	52,240	28,147	217%	
100-50-503-00-7102	0000	COLLEGE PROMOTIONAL MATERIALS	0	56	3,640		11,750	11,750	11,750	8,110	323%	
100-50-503-00-7115	0000	STUDENT SERVICES ADVERTISING	1,430	0	121		1,430	1,430	1,430	1,309	1182%	
100-50-503-00-7210	0000	OTHER CONTRACTED SERVICES	0	5,220	105		14,000	14,000	14,000	13,895	13333%	
100-50-503-00-7213	0000	SOFTWARE & LICENSES	0	131	0		131	131	131	131	na	
100-50-503-00-7510	0000	POSTAGE	9,554	8,573	10,000		9,554	9,554	9,554	(446)	96%	
100-50-503-00-7601	0000	PRINTING & DUPLICATING	356	0	500		356	356	356	(144)	71%	
100-50-503-00-7611	0000	CATALOG PRINTING	4,780	4,850	6,000		4,850	4,850	4,850	(1,150)	81%	
100-50-503-00-7613	0000	COURSE SCHEDULE PRINTING	23,320	23,320	26,000		23,320	23,320	23,320	(2,680)	90%	
100-50-503-00-7615	0000	STUDENT INFORMATION PRINTING	0	0	3,506		0	0	0	(3,506)	na	
100-50-503-00-7631	0000	COLLEGE MARKETING PRINTING	0	0	12,411		0	0	0	(12,411)	na	
100-50-503-00-7901	0000	SUBSCRIPTIONS	0	0	0		175	175	175	175	na	
100-50-503-00-7902	0000	ELECTRONIC SUBSCRIPTIONS	0	0	0		260	260	260	260	na	
100-50-503-00-8009	0000	OFFICE SUPPLIES	339	356	450		2,600	2,600	2,600	2,150	578%	
100-50-503-00-8201	0000	CONFERENCE FEES	0	0	0		1,000	1,000	1,000	1,000	na	
100-50-503-00-8205	0000	EMPLOYEE TRAVEL	0	0	0		2,000	2,000	2,000	2,000	na	
100-50-503-00-8509	0000	FOOD & REFRESHMENTS	0	312	50		1,000	1,000	1,000	950	2000%	
100-50-503-00-8515	0000	MEETING & CONFERENCE FEES	0	0	0		500	500	500	500	na	
100-50-503-00-8516	0000	MEMBERSHIP FEES & DUES	0	0	550		2,475	2,475	2,475	1,925	450%	
TOTAL MATERIAL & SERVICES			50,650	71,876	87,426		127,641	127,641	127,641	40,215	146%	
TOTAL PUBLIC INFORMATION & COMMUNICA			50,650	71,876	87,426	0.8%	127,641	127,641	127,641	40,215	146%	1.0%

COLUMBIA GORGE COMMUNITY COLLEGE

Account Number	Prj	Description	Actual 2010-11	Actual 2011-12	ADJ Bgt 2012-13	% of Total	Proposed 2013-14	Approved 2013-14	Adopted 2013-14	\$Chg Incr(Decr)	% of Prior Bgt	% of Total
ELECTIONS												
MATERIALS & SERVICES												
100-50-504-00-7205	0000	COUNTY ELECTION EXPENSE	3,940	0	4,000		0	0	0	(4,000)	na	
100-50-504-00-7210	0000	OTHER CONTRACTED SERVICES	0	15,705	0		0	0	0	0	na	
TOTAL MATERIAL & SERVICES			3,940	15,705	4,000		0	0	0	(4,000)	na	
TOTAL ELECTIONS			3,940	15,705	4,000	0.0%	0	0	0	(4,000)	na	0.0%

COLUMBIA GORGE COMMUNITY COLLEGE

Account Number	Prj	Description	Actual 2010-11	Actual 2011-12	ADJ Bgt 2012-13	% of Total	Proposed 2013-14	Approved 2013-14	Adopted 2013-14	\$Chg Incr(Decr)	% of Prior Bgt	% of Total
ACCREDITATION												
PERSONNEL SERVICES												
SALARY EXPENSE												
100-50-505-00-6442	0000	SPECIAL PROJECT WAGES	955	0	1,000		1,083	1,083	1,083	83	108%	
100-50-505-00-6701	0000	STUDENT WAGES	0	0	250		0	0	0	(250)	na	
TOTAL SALARY EXPENSE			955	0	1,250		1,083	1,083	1,083		87%	
OTHER PAYROLL EXPENSE												
100-50-505-00-6901	0000	SOCIAL SECURITY	73	0	96		83	83	83	(13)	86%	
100-50-505-00-6902	0000	WORKERS' COMPENSATION INS	3	0	6		5	5	5	(1)	83%	
100-50-505-00-6903	0000	STATE WORKERS BENEFIT FUND	0	0	1		1	1	1	0	100%	
100-50-505-00-6904	0000	UNEMPLOYMENT INSURANCE	22	0	29		25	25	25	(4)	86%	
100-50-505-00-6905	0000	PERS	65	0	163		228	228	228	65	140%	
100-50-505-00-6906	0000	DISABILITY INSURANCE	0	0	0		2	2	2	2	na	
100-50-505-00-6907	0000	LIFE INSURANCE	0	0	0		14	14	14	14	na	
100-50-505-00-6908	0000	HEALTH INSURANCE	0	0	0		0	0	0	0	na	
TOTAL OTHER PAYROLL EXPENSE			164	0	295		358	358	358	63	365%	
TOTAL PERSONNEL SERVICES			1,119	0	1,545		1,441	1,441	1,441	63	131%	
MATERIALS & SERVICES												
100-50-505-00-7102	0000	COLLEGE PROMOTIONAL MATERIALS	0	0	0		0	0	0	0	na	
100-50-505-00-7111	0000	LEGAL NOTICE ADVERTISING	317	0	500		317	317	317	(183)	63%	
100-50-505-00-7210	0000	OTHER CONTRACTED SERVICES	872	2,482	880		0	0	0	(880)	na	
100-50-505-00-7510	0000	POSTAGE	134	0	160		0	0	0	(160)	na	
100-50-505-00-7521	0000	SHIPPING & FREIGHT	0	0	0		0	0	0	0	na	
100-50-505-00-7601	0000	PRINTING & DUPLICATING	13	0	878		0	0	0	(878)	na	
100-50-505-00-8009	0000	OFFICE SUPPLIES	238	0	275		238	238	238	(37)	87%	
100-50-505-00-8201	0000	CONFERENCE FEES	957	1,329	3,000		1,500	1,500	1,500	(1,500)	50%	
100-50-505-00-8204	0000	NON-EMPLOYEE TRAVEL	235	0	900		235	235	235	(665)	26%	
100-50-505-00-8205	0000	EMPLOYEE TRAVEL	2,730	2,710	2,500		2,730	2,730	2,730	230	109%	
100-50-505-00-8509	0000	FOOD & REFRESHMENTS	2,018	0	2,200		0	0	0	(2,200)	na	
100-50-505-00-8512	0000	GIFTS EXPENSE	83	0	200		0	0	0	(200)	na	
100-50-505-00-8516	0000	MEMBERSHIP FEES & DUES	0	0	0		7,000	7,000	7,000	7,000	na	
100-50-505-00-8517	0000	MISC FEES & DUES	15,114	5,626	23,262		10,000	10,000	10,000	(13,262)	43%	
TOTAL MATERIAL & SERVICES			22,712	12,146	34,755		22,020	22,020	22,020	(12,735)	63%	
TOTAL ACCREDITATION			23,831	12,146	36,300	0.3%	23,461	23,461	23,461	(12,839)	65%	0.2%

COLUMBIA GORGE COMMUNITY COLLEGE

Account Number	Prj	Description	Actual 2010-11	Actual 2011-12	ADJ Bgt 2012-13	% of Total	Proposed 2013-14	Approved 2013-14	Adopted 2013-14	\$Chg Incr(Decr)	% of Prior Bgt	% of Total
BUSINESS OFFICE												
PERSONNEL SERVICES												
SALARY EXPENSE												
100-50-511-00-6103	0000	CHIEF FINANCIAL OFFICER SALARY	90,804	90,804	90,804		61,000	61,000	61,000	(29,804)	67%	
100-50-511-00-6105	0000	DIRECTOR SALARIES	0	0	0		52,567	52,567	52,567	52,567	na	
100-50-511-00-6107	0000	FT PROFESSIONAL SUPPORT SALARIES	118,113	108,288	133,211		38,830	38,830	38,830	(94,381)	29%	
100-50-511-00-6301	0000	FULL TIME CLASSIFIED WAGES	67,309	97,672	123,573		98,328	98,328	98,328	(25,245)	80%	
100-50-511-00-6303	0000	CLASSIFIED OVERTIME	602	351	1,000		351	351	351	(649)	35%	
100-50-511-00-6801	0000	EMPLOYEE TAXABLE ALLOWANCE	1,278	1,182	988		1,182	1,182	1,182	194	120%	
TOTAL SALARY EXPENSE			278,105	298,298	349,576		252,258	252,258	252,258	(97,318)	72%	
OTHER PAYROLL EXPENSE												
100-50-511-00-6901	0000	SOCIAL SECURITY	20,531	22,231	26,743		19,180	19,180	19,180	(7,563)	72%	
100-50-511-00-6902	0000	WORKERS' COMPENSATION INS	1,021	1,307	1,748		1,178	1,178	1,178	(570)	67%	
100-50-511-00-6903	0000	STATE WORKERS BENEFIT FUND	154	710	175		206	206	206	31	118%	
100-50-511-00-6904	0000	UNEMPLOYMENT INSURANCE	4,052	4,945	8,040		4,495	4,495	4,495	(3,545)	56%	
100-50-511-00-6905	0000	PERS	33,913	42,614	56,876		52,727	52,727	52,727	(4,149)	93%	
100-50-511-00-6906	0000	DISABILITY INSURANCE	544	601	695		527	527	527	(168)	76%	
100-50-511-00-6907	0000	LIFE INSURANCE	80	93	109		86	86	86	(23)	79%	
100-50-511-00-6908	0000	HEALTH INSURANCE	74,720	75,069	95,436		90,195	90,195	90,195	(5,241)	95%	
TOTAL OTHER PAYROLL EXPENSE			135,016	147,570	189,822		168,594	168,594	168,594	(21,228)	89%	
TOTAL PERSONNEL SERVICES			413,121	445,868	539,398		420,852	420,852	420,852	(118,546)	78%	
MATERIALS & SERVICES												
100-50-511-00-7102	0000	COLLEGE PROMOTIONAL MATERIALS	0	0	0		0	0	0	0	na	
100-50-511-00-7209	0000	MAINTENANCE CONTRACTS	4,560	4,560	4,600		4,560	4,560	4,560	(40)	99%	
100-50-511-00-7210	0000	OTHER CONTRACTED SERVICES	6,523	4,252	31,306		6,523	6,523	6,523	(24,783)	21%	
100-50-511-00-7213	0000	SOFTWARE & LICENSES	2,298	2,293	16,000		2,298	2,298	2,298	(13,702)	14%	
100-50-511-00-7214	0000	BOND PAYING AGENT FEES	425	425	425		425	425	425	0	100%	
100-50-511-00-7510	0000	POSTAGE	5,522	5,238	5,500		12,000	12,000	12,000	6,500	218%	
100-50-511-00-7511	0000	POSTAGE TO BE ALLOCATED	0	0	0		0	0	0	0	na	
100-50-511-00-7521	0000	SHIPPING & FREIGHT	185	43	111		185	185	185	74	167%	
100-50-511-00-7601	0000	PRINTING & DUPLICATING	2,436	3,492	3,000		0	0	0	(3,000)	na	
100-50-511-00-7602	0000	PRINTING TO BE ALLOCATED	0	0	0		0	0	0	0	na	
100-50-511-00-7901	0000	SUBSCRIPTIONS	0	0	0		0	0	0	0	na	
100-50-511-00-7902	0000	ELECTRONIC SUBSCRIPTIONS	400	330	330		330	330	330	0	100%	
100-50-511-00-8009	0000	OFFICE SUPPLIES	5,333	5,099	6,000		35,000	35,000	35,000	29,000	583%	
100-50-511-00-8011	0000	REFERENCE MATERIALS	0	0	0		0	0	0	0	na	
100-50-511-00-8201	0000	CONFERENCE FEES	575	1,925	1,455		1,925	1,925	1,925	470	132%	
100-50-511-00-8205	0000	EMPLOYEE TRAVEL	5,640	5,404	4,244		5,640	5,640	5,640	1,396	133%	
100-50-511-00-8502	0000	FINANCIAL SERVICES FEES	11,835	11,463	14,000		11,835	11,835	11,835	(2,165)	85%	
100-50-511-00-8509	0000	FOOD & REFRESHMENTS	0	0	0		100	100	100	100	na	
100-50-511-00-8516	0000	MEMBERSHIP FEES & DUES	2,415	2,824	2,271		2,824	2,824	2,824	553	124%	
100-50-511-00-8517	0000	MISC FEES	149	303	484		303	303	303	(181)	63%	
100-50-511-00-8521	0000	RETURNED CHECK CHARGES	0	0	100		0	0	0	(100)	na	
100-50-511-00-8526	0000	FINANCE CHARGE	0	0	0		0	0	0	0	na	

COLUMBIA GORGE COMMUNITY COLLEGE

Account Number	Prj	Description	Actual 2010-11	Actual 2011-12	ADJ Bgt 2012-13	% of Total	Proposed 2013-14	Approved 2013-14	Adopted 2013-14	\$Chg Incr(Decr)	% of Prior Bgt	% of Total
100-50-511-00-8801	0000	FURNITURE <\$5000	0	7,818	0		3,909	3,909	3,909	3,909	na	
100-50-511-00-8802	0000	INFO TECHNOLOGY EQUIPMENT <\$5000	0	0	0		0	0	0	0	na	
TOTAL MATERIAL & SERVICES			48,297	55,470	89,826		87,857	87,857	87,857	(1,969)	98%	
TOTAL BUSINESS OFFICE			461,418	501,338	629,224	6.0%	508,709	508,709	508,709	(120,515)	81%	3.9%

COLUMBIA GORGE COMMUNITY COLLEGE

Account Number	Prj	Description	Actual 2010-11	Actual 2011-12	ADJ Bgt 2012-13	% of Total	Proposed 2013-14	Approved 2013-14	Adopted 2013-14	\$Chg Incr(Decr)	% of Prior Bgt	% of Total
INSURANCE/LEGAL/AUDIT												
MATERIALS & SERVICES												
100-50-512-00-7202	0000	AUDIT	33,603	34,673	40,150		70,000	70,000	70,000	29,850	174%	
100-50-512-00-7207	0000	LEGAL	38,386	41,052	48,803		41,052	41,052	41,052	(7,751)	84%	
100-50-512-00-7401	0000	FIDELITY BOND INSURANCE	2,484	2,484	2,500		2,484	2,484	2,484	(16)	99%	
100-50-512-00-7402	0000	LIABILITY INSURANCE	13,994	13,975	18,000		20,000	20,000	20,000	2,000	111%	
100-50-512-00-7403	0000	PROPERTY INSURANCE	34,263	25,887	30,000		45,000	45,000	45,000	15,000	150%	
100-50-512-00-7404	0000	STUDENT OR VOLUNTEER WCOMP PREMIUM	562	753	2,000		753	753	753	(1,247)	38%	
TOTAL MATERIAL & SERVICES			123,292	118,824	141,453		179,289	179,289	179,289	37,836	127%	
TOTAL INSURANCE/LEGAL/AUDIT			123,292	118,824	141,453	1.3%	179,289	179,289	179,289	37,836	127%	1.4%

COLUMBIA GORGE COMMUNITY COLLEGE

Account Number	Prj	Description	Actual 2010-11	Actual 2011-12	ADJ Bgt 2012-13	% of Total	Proposed 2013-14	Approved 2013-14	Adopted 2013-14	\$Chg Incr(Decr)	% of Prior Bgt	% of Total
HUMAN RESOURCES												
PERSONNEL SERVICES												
SALARY EXPENSE												
100-50-521-00-6104	0000	CHIEF OPERATING OFFICER	88,159	90,804	90,804		96,334	96,334	96,334	5,530	106%	
100-50-521-00-6107	0000	FT PROFESSIONAL SUPPORT SALARIES	0	0	0		94,204	94,204	94,204	94,204	na	
100-50-521-00-6201	0000	FULL TIME CONFIDENTIAL WAGES	26,404	29,594	30,482		37,489	37,489	37,489	7,007	123%	
100-50-521-00-6301	0000	FULL TIME CLASSIFIED WAGES	0	0	0		32,386	32,386	32,386	32,386	na	
100-50-521-00-6801	0000	EMPLOYEE TAXABLE ALLOWANCE	1,185	1,228	1,428		1,227	1,227	1,227	(201)	86%	
TOTAL SALARY EXPENSE			115,748	121,626	122,714		261,640	261,640	261,640	138,926	213%	
OTHER PAYROLL EXPENSE												
100-50-521-00-6901	0000	SOCIAL SECURITY	8,549	8,889	9,388		20,015	20,015	20,015	10,627	213%	
100-50-521-00-6902	0000	WORKERS' COMPENSATION INS	425	533	614		1,230	1,230	1,230	616	200%	
100-50-521-00-6903	0000	STATE WORKERS BENEFIT FUND	48	50	61		172	172	172	111	282%	
100-50-521-00-6904	0000	UNEMPLOYMENT INSURANCE	1,293	1,440	2,822		3,882	3,882	3,882	1,060	138%	
100-50-521-00-6905	0000	PERS	13,689	19,301	19,966		55,023	55,023	55,023	35,057	276%	
100-50-521-00-6906	0000	DISABILITY INSURANCE	234	241	243		549	549	549	306	226%	
100-50-521-00-6907	0000	LIFE INSURANCE	27	27	27		71	71	71	44	263%	
100-50-521-00-6908	0000	HEALTH INSURANCE	28,902	27,179	26,939		75,835	75,835	75,835	48,896	282%	
100-50-521-00-6955	0000	PT FACULTY INSURANCE FUND	22,000	25,300	27,200		29,233	29,233	29,233	2,033	107%	
TOTAL OTHER PAYROLL EXPENSE			75,167	82,960	87,260		186,010	186,010	186,010	98,750	213%	
TOTAL PERSONNEL SERVICES			190,915	204,586	209,974		447,650	447,650	447,650	237,676	213%	
MATERIALS & SERVICES												
100-50-521-00-7112	0000	PERSONNEL RECRUITMENT ADVERTISING	8,944	17,050	15,950		17,050	17,050	17,050	1,100	107%	
100-50-521-00-7210	0000	OTHER CONTRACTED SERVICES	0	0	2,920		17,972	17,972	17,972	15,052	615%	
100-50-521-00-7213	0000	SOFTWARE & LICENSES	0	0	0		0	0	0	0	na	
100-50-521-00-7301	0000	EMPLOYEE MORALE HEALTH & WELFARE	6,210	5,763	6,200		7,952	7,952	7,952	1,752	128%	
100-50-521-00-7303	0000	EMPLOYEE TRAINING COSTS	0	0	1,820		2,150	2,150	2,150	330	118%	
100-50-521-00-7304	0000	LABOR RELATIONS COSTS	0	0	0		560	560	560	560	na	
100-50-521-00-7305	0000	PERSONNEL RECRUITMENT EXPENSE	630	250	50		0	0	0	(50)	na	
100-50-521-00-7510	0000	POSTAGE	89	231	300		0	0	0	(300)	na	
100-50-521-00-7521	0000	SHIPPING & FREIGHT	0	0	150		0	0	0	(150)	na	
100-50-521-00-7601	0000	PRINTING & DUPLICATING	366	162	600		0	0	0	(600)	na	
100-50-521-00-7901	0000	SUBSCRIPTIONS	56	512	508		512	512	512	4	101%	
100-50-521-00-7902	0000	ELECTRONIC SUBSCRIPTIONS	368	170	85		287	287	287	202	338%	
100-50-521-00-8009	0000	OFFICE SUPPLIES	1,094	3,274	2,495		5,150	5,150	5,150	2,655	206%	
100-50-521-00-8011	0000	REFERENCE MATERIALS	1,193	953	1,000		1,609	1,609	1,609	609	161%	
100-50-521-00-8201	0000	CONFERENCE FEES	250	95	2,696		8,312	8,312	8,312	5,616	308%	
100-50-521-00-8205	0000	EMPLOYEE TRAVEL	1,580	1,176	3,000		6,747	6,747	6,747	3,747	225%	
100-50-521-00-8301	0000	TUITION REIMBURSEMENTS	500	500	5,500		25,000	25,000	25,000	19,500	455%	
100-50-521-00-8302	0000	CREDIT TUITION WAIVERS-CL/CONF	11,996	18,816	12,000		18,816	18,816	18,816	6,816	157%	
100-50-521-00-8303	0000	CREDIT TUITION WAIVERS-FACULTY	4,114	5,462	6,600		6,104	6,104	6,104	(496)	92%	
100-50-521-00-8304	0000	CREDIT TUITION WAIVERS-MGMT	5,037	5,371	6,000		8,129	8,129	8,129	2,129	135%	
100-50-521-00-8305	0000	NONCREDIT TUITION WAIVERS-CL/CONF	954	0	1,100		954	954	954	(146)	87%	
100-50-521-00-8306	0000	NONCREDIT TUITION WAIVERS-FACULTY	762	60	1,100		762	762	762	(338)	69%	

COLUMBIA GORGE COMMUNITY COLLEGE

Account Number	Prj	Description	Actual 2010-11	Actual 2011-12	ADJ Bgt 2012-13	% of Total	Proposed 2013-14	Approved 2013-14	Adopted 2013-14	\$Chg Incr(Decr)	% of Prior Bgt	% of Total
100-50-521-00-8307	0000	NONCREDIT TUITION WAIVERS-MGMT	1,106	30	1,100		1,106	1,106	1,106	6	101%	
100-50-521-00-8509	0000	FOOD & REFRESHMENTS	1,559	2,301	2,000		3,262	3,262	3,262	1,262	163%	
100-50-521-00-8515	0000	MEETING & CONFERENCE EXPENSE	0	0	0		0	0	0	0	na	
100-50-521-00-8516	0000	MEMBERSHIP FEES & DUES	1,720	794	2,605		3,044	3,044	3,044	439	117%	
TOTAL MATERIAL & SERVICES			48,527	62,970	75,779		135,478	135,478	135,478	59,699	179%	
TOTAL HUMAN RESOURCES			239,442	267,556	285,753	2.7%	583,128	583,128	583,128	297,375	204%	4.5%

COLUMBIA GORGE COMMUNITY COLLEGE

Account Number	Prj	Description	Actual 2010-11	Actual 2011-12	ADJ Bgt 2012-13	% of Total	Proposed 2013-14	Approved 2013-14	Adopted 2013-14	\$Chg Incr(Decr)	% of Prior Bgt	% of Total
RESOURCE DEVELOPMENT												
PERSONNEL SERVICES												
SALARY EXPENSE												
100-50-531-00-6104	0000	CHIEF INSTITUTIONAL ADVANCEMENT OFFICI	73,832	76,047	78,328		83,098	83,098	83,098	4,770	106%	
100-50-531-00-6107	0000	FT PROFESSIONAL SUPPORT SALARIES	39,995	43,940	49,028		47,531	47,531	47,531	(1,497)	97%	
100-50-531-00-6301	0000	FULL TIME CLASSIFIED WAGES	12,889	13,131	14,009		13,905	13,905	13,905	(104)	99%	
100-50-531-00-6801	0000	EMPLOYEE TAXABLE ALLOWANCE	1,211	973	2,122		1,211	1,211	1,211	(911)	57%	
TOTAL SALARY EXPENSE			127,927	134,091	143,487		145,745	145,745	145,745	2,258	102%	
OTHER PAYROLL EXPENSE												
OPE - ALL EMPLOYEES (ACTUAL)			0	0	0							
100-50-531-00-6901	0000	SOCIAL SECURITY	9,429	9,859	10,977		11,057	11,057	11,057	80	101%	
100-50-531-00-6902	0000	WORKERS' COMPENSATION INS	470	588	717		679	679	679	(38)	95%	
100-50-531-00-6903	0000	STATE WORKERS BENEFIT FUND	62	65	72		60	60	60	(12)	83%	
100-50-531-00-6904	0000	UNEMPLOYMENT INSURANCE	1,703	1,883	3,300		2,197	2,197	2,197	(1,103)	67%	
100-50-531-00-6905	0000	PERS	15,928	20,229	23,345		30,396	30,396	30,396	7,051	130%	
100-50-531-00-6906	0000	DISABILITY INSURANCE	254	267	283		304	304	304	21	107%	
100-50-531-00-6907	0000	LIFE INSURANCE	34	35	37		57	57	57	20	154%	
100-50-531-00-6908	0000	HEALTH INSURANCE	32,437	34,078	21,189		51,892	51,892	51,892	30,703	245%	
TOTAL OTHER PAYROLL EXPENSE			60,317	67,003	59,920		96,642	96,642	96,642	36,722	161%	
TOTAL PERSONNEL SERVICES			188,244	201,094	203,407		242,387	242,387	242,387	38,980	119%	
MATERIALS & SERVICES												
100-50-531-00-7101	0000	INSTITUTIONAL ADVERTISING	533	1,572	1,393		500	500	500	(893)	36%	
100-50-531-00-7114	0000	PROGRAM ADVERTISING & PROMOTIONS	0	0	165		0	0	0	(165)	na	
100-50-531-00-7210	0000	OTHER CONTRACTED SERVICES	29,645	36,626	35,000		45,000	45,000	45,000	10,000	129%	
100-50-531-00-7213	0000	SOFTWARE & LICENSES	1,060	850	900		1,000	1,000	1,000	100	111%	
100-50-531-00-7510	0000	POSTAGE	1,094	1,125	1,225		1,500	1,500	1,500	275	122%	
100-50-531-00-7521	0000	SHIPPING & FREIGHT	0	11	75		11	11	11	(64)	15%	
100-50-531-00-7601	0000	PRINTING & DUPLICATING	4,374	2,843	5,500		300	300	300	(5,200)	5%	
100-50-531-00-7631	0000	COLLEGE MARKETING PRINTING	0	0	305		0	0	0	(305)	na	
100-50-531-00-7901	0000	SUBSCRIPTIONS	0	0	1,000		200	200	200	(800)	20%	
100-50-531-00-7902	0000	ELECTRONIC SUBSCRIPTIONS	0	136	575		136	136	136	(439)	24%	
100-50-531-00-8009	0000	OFFICE SUPPLIES	1,226	2,656	5,600		3,200	3,200	3,200	(2,400)	57%	
100-50-531-00-8011	0000	REFERENCE MATERIALS	44	0	80		0	0	0	(80)	na	
100-50-531-00-8201	0000	CONFERENCE FEES	2,250	925	1,700		3,500	3,500	3,500	1,800	206%	
100-50-531-00-8205	0000	EMPLOYEE TRAVEL	9,530	10,561	12,976		11,800	11,800	11,800	(1,176)	91%	
100-50-531-00-8206	0000	STUDENT TRAVEL	0	0	75		0	0	0	(75)	na	
100-50-531-00-8509	0000	FOOD & REFRESHMENTS	1,145	3,752	2,020		3,000	3,000	3,000	980	149%	
100-50-531-00-8512	0000	GIFTS EXPENSE	278	1,326	750		5,800	5,800	5,800	5,050	773%	
100-50-531-00-8515	0000	MEETING & CONFERENCE EXPENSE	111	206	920		2,000	2,000	2,000	1,080	217%	
100-50-531-00-8516	0000	MEMBERSHIP FEES & DUES	1,799	2,775	2,725		650	650	650	(2,075)	24%	
100-50-531-00-8801	0000	FURNITURE <\$5000	0	1,430	0		0	0	0	0	na	
TOTAL MATERIAL & SERVICES			53,090	66,793	72,984		78,597	78,597	78,597	5,613	108%	
TOTAL RESOURCE DEVELOPMENT			241,334	267,887	276,391	2.6%	320,984	320,984	320,984	44,593	116%	2.5%

COLUMBIA GORGE COMMUNITY COLLEGE

Account Number	Prj	Description	Actual 2010-11	Actual 2011-12	ADJ Bgt 2012-13	% of Total	Proposed 2013-14	Approved 2013-14	Adopted 2013-14	\$Chg Incr(Decr)	% of Prior Bgt	% of Total
INFORMATION TECHNOLOGY SERVICES												
PERSONNEL SERVICES												
SALARY EXPENSE												
100-50-541-00-6104	0000	CHIEF TECHNOLOGY AND PLANNING OFFICEI	76,047	78,328	80,678		85,591	85,591	85,591	4,913	106%	
100-50-541-00-6107	0000	FT PROFESSIONAL SUPPORT SALARIES	47,756	42,428	41,195		45,015	45,015	45,015	3,820	109%	
100-50-541-00-6301	0000	FULL TIME CLASSIFIED WAGES	96,425	87,405	119,786		129,982	129,982	129,982	10,196	109%	
100-50-541-00-6801	0000	EMPLOYEE TAXABLE ALLOWANCE	2,697	2,831	2,115		3,595	3,595	3,595	1,480	170%	
TOTAL SALARY EXPENSE			222,925	210,992	243,774		264,183	264,183	264,183	20,409	108%	
OTHER PAYROLL EXPENSE												
100-50-541-00-6901	0000	SOCIAL SECURITY	16,601	15,930	18,649		20,210	20,210	20,210	1,561	108%	
100-50-541-00-6902	0000	WORKERS' COMPENSATION INS	819	924	1,219		1,242	1,242	1,242	23	102%	
100-50-541-00-6903	0000	STATE WORKERS BENEFIT FUND	128	122	122		212	212	212	90	174%	
100-50-541-00-6904	0000	UNEMPLOYMENT INSURANCE	3,590	3,548	5,607		4,583	4,583	4,583	(1,024)	82%	
100-50-541-00-6905	0000	PERS	27,476	31,436	39,662		55,558	55,558	55,558	15,896	140%	
100-50-541-00-6906	0000	DISABILITY INSURANCE	449	399	483		555	555	555	72	115%	
100-50-541-00-6907	0000	LIFE INSURANCE	72	65	82		100	100	100	18	122%	
100-50-541-00-6908	0000	HEALTH INSURANCE	56,754	44,906	68,766		63,104	63,104	63,104	(5,662)	92%	
TOTAL OTHER PAYROLL EXPENSE			105,889	97,330	134,590		145,564	145,564	145,564	10,974	108%	
TOTAL PERSONNEL SERVICES			328,814	308,322	378,364		409,747	409,747	409,747	31,383	108%	
MATERIALS & SERVICES												
100-50-541-00-7209	0000	MAINTENANCE CONTRACTS	6,428	7,806	5,713		6,814	6,814	6,814	1,101	119%	
100-50-541-00-7210	0000	OTHER CONTRACTED SERVICES	5,975	22,742	42,233		33,263	33,263	33,263	(8,970)	79%	
100-50-541-00-7213	0000	SOFTWARE & LICENSES	124,307	134,773	143,423		152,282	152,282	152,282	8,859	106%	
100-50-541-00-7510	0000	POSTAGE	0	8	50		0	0	0	(50)	na	
100-50-541-00-7521	0000	SHIPPING & FREIGHT	785	70	309		427	427	427	118	138%	
100-50-541-00-7601	0000	PRINTING & DUPLICATING	3	96	10		0	0	0	(10)	na	
100-50-541-00-8009	0000	OFFICE SUPPLIES	1,581	2,488	2,750		951	951	951	(1,799)	35%	
100-50-541-00-8011	0000	REFERENCE MATERIALS	9	0	300		50	50	50	(250)	17%	
100-50-541-00-8101	0000	CELLULAR TELECOMMUNICATIONS	715	0	0		0	0	0	0	na	
100-50-541-00-8103	0000	TELECOMMUNICATIONS SERVICES	117	117	117		117	117	117	0	100%	
100-50-541-00-8201	0000	CONFERENCE FEES	2,813	0	5,400		3,200	3,200	3,200	(2,200)	59%	
100-50-541-00-8205	0000	EMPLOYEE TRAVEL	2,738	1,338	4,520		4,009	4,009	4,009	(511)	89%	
100-50-541-00-8508	0000	EQUIPMENT REPAIR	4,759	7,672	7,100		7,100	7,100	7,100	0	100%	
100-50-541-00-8509	0000	FOOD & REFRESHMENTS	68	78	191		100	100	100	(91)	52%	
100-50-541-00-8512	0000	GIFTS EXPENSE	0	0	60		0	0	0	(60)	na	
100-50-541-00-8516	0000	MEMBERSHIP FEES & DUES	400	300	400		400	400	400	0	100%	
100-50-541-00-8802	0000	INFO TECH EQUIPMENT <\$5000	131,786	135,623	170,290		238,581	238,581	238,581	68,291	140%	
TOTAL MATERIAL & SERVICES			282,483	313,113	382,866		447,294	447,294	447,294	64,428	117%	
CAPITAL OUTLAY												
100-50-541-00-9572	0000	INFO TECH EQUIPMENT >\$5000	12,149	0	0		0	0	0	0	na	
TOTAL CAPITAL OUTLAY			12,149	0	0		0	0	0	0	na	
TOTAL INFORMATION TECHNOLOGY			623,447	621,435	761,230	7.3%	857,041	857,041	857,041	95,811	113%	6.6%

COLUMBIA GORGE COMMUNITY COLLEGE

Account Number	Prj	Description	Actual 2010-11	Actual 2011-12	ADJ Bgt 2012-13	% of Total	Proposed 2013-14	Approved 2013-14	Adopted 2013-14	\$Chg Incr(Decr)	% of Prior Bgt	% of Total
COMMUNICATIONS												
MATERIALS & SERVICES												
100-50-551-00-7209	0000	MAINTENANCE CONTRACTS	5,942	4,762	5,926		5,817	5,817	5,817	(109)	98%	
100-50-551-00-7210	0000	OTHER CONTRACTED SERVICES	2,048	3,445	5,540		4,060	4,060	4,060	(1,480)	73%	
100-50-551-00-7213	0000	SOFTWARE & LICENSES	2,295	3,785	7,367		9,154	9,154	9,154	1,787	124%	
100-50-551-00-8102	0000	INTERNET SERVICES	30,769	24,700	28,057		25,320	25,320	25,320	(2,737)	90%	
100-50-551-00-8103	0000	TELECOMMUNICATIONS SERVICES	34,226	34,868	35,196		35,196	35,196	35,196	0	100%	
100-50-551-00-8806	0000	TELECOMM EQUIP<\$5000	3,196	1,881	1,592		3,952	3,952	3,952	2,360	248%	
TOTAL MATERIAL & SERVICES			78,476	73,442	83,678		83,499	83,499	83,499	(179)	100%	
CAPITAL OUTLAY												
100-50-551-00-9576	0000	TELECOMM EQUIP>\$5000	0	0	0		0	0	0	0	na	
TOTAL CAPITAL OUTLAY			0	0	0		0	0	0	0	na	
TOTAL COMMUNICATIONS			78,476	73,442	83,678	0.8%	83,499	83,499	83,499	(179)	100%	0.6%

COLUMBIA GORGE COMMUNITY COLLEGE

Account Number	Prj	Description	Actual 2010-11	Actual 2011-12	ADJ Bgt 2012-13	% of Total	Proposed 2013-14	Approved 2013-14	Adopted 2013-14	\$Chg Incr(Decr)	% of Prior Bgt	% of Total
FINANCIAL AID												
PERSONNEL SERVICES												
SALARY EXPENSE												
100-60-601-00-6701	0000	STUDENT WAGES	0	2	3,000		40,000	40,000	40,000	37,000	1333%	
TOTAL SALARY EXPENSE			0	2	3,000		40,000	40,000	40,000	37,000	1333%	
OTHER PAYROLL EXPENSE												
100-60-601-00-6901	0000	SOCIAL SECURITY	0	46	0		3,060	3,060	3,060	3,060	na	
100-60-601-00-6902	0000	WORKERS' COMPENSATION INS	0	100	150		188	188	188	38	125%	
100-60-601-00-6903	0000	STATE WORKERS BENEFIT FUND	0	35	15		34	34	34	19	227%	
100-60-601-00-6904	0000	UNEMPLOYMENT INSURANCE	0	266	690		784	784	784	94	114%	
TOTAL OTHER PAYROLL EXPENSE			0	446	855		4,066	4,066	4,066	3,211	476%	
TOTAL PERSONNEL SERVICES			0	449	3,855		44,066	44,066	44,066	40,211	1143%	
MATERIALS & SERVICES												
100-60-601-00-7801	0000	ADULT SCHOLARSHIPS	4,842	0	0		0	0	0	0	na	
100-60-601-00-7803	0000	HIGH SCHOOL SCHOLARSHIPS	0	0	0		0	0	0	0	na	
100-60-601-00-7804	0000	HIGH SCHOOL TUITION AWARDS	564	0	0		0	0	0	0	na	
100-60-601-00-7805	0000	SENIOR TUITION DISCOUNTS	1,959	2,952	4,000		2,952	2,952	2,952	(1,048)	74%	
100-60-601-00-7806	0000	SPECIAL TUITION GRANTS	1,234	0	3,000		1,234	1,234	1,234	(1,766)	41%	
100-60-601-00-7807	0000	WORK STUDY	1,167	0	0		0	0	0	0	na	
100-60-601-00-7808	0000	PRE-COLLEGE GRANT AWARD	800	1,260	1,500		1,260	1,260	1,260	(240)	84%	
100-60-601-00-7809	0000	ESOL GRANT AWARD	875	1,540	3,000		1,540	1,540	1,540	(1,460)	51%	
100-60-601-00-7810	0000	FALLEN OREGON SOLDIER TUITION AWARD	0	3,360	3,000		12,816	12,816	12,816	9,816	427%	
100-60-601-00-7812	0000	OREGON SENIOR OPTION	0	0	3,000		0	0	0	(3,000)	na	
100-60-601-00-7820	0000	INSTITUTIONAL GRANT AWARD	0	3,023	10,000		10,000	10,000	10,000	0	100%	
100-60-601-00-7822	0000	GED COMPLETER AWARD	0	1,008	4,512		4,806	4,806	4,806	294	107%	
TOTAL MATERIAL & SERVICES			11,440	13,143	32,012		34,608	34,608	34,608	2,596	108%	
TOTAL FINANCIAL AID			11,440	13,591	35,867	0.3%	78,674	78,674	78,674	42,807	219%	0.6%

COLUMBIA GORGE COMMUNITY COLLEGE

Account Number	Prj	Description	Actual 2010-11	Actual 2011-12	ADJ Bgt 2012-13	% of Total	Proposed 2013-14	Approved 2013-14	Adopted 2013-14	\$Chg Incr(Decr)	% of Prior Bgt	% of Total
FACILITIES SERVICES												
PERSONNEL SERVICES												
SALARY EXPENSE												
100-70-701-00-6105	0000	DIRECTOR SALARIES	0	0	51,035		54,144	54,144	54,144	3,109	106%	
100-70-701-00-6107	0000	FT PROFESSIONAL SUPPORT SALARIES	123,844	127,886	82,534		41,195	41,195	41,195	(41,339)	50%	
100-70-701-00-6301	0000	FULL TIME CLASSIFIED WAGES	18,125	0	0		0	0	0	0	na	
100-70-701-00-6302	0000	PART TIME CLASSIFIED WAGES	5,558	15,378	15,070		20,801	20,801	20,801	5,731	138%	
100-70-701-00-6801	0000	EMPLOYEE TAXABLE ALLOWANCE	2,428	2,174	2,446		2,428	2,428	2,428	(18)	99%	
TOTAL SALARY EXPENSE			149,955	145,438	151,085		118,568	118,568	118,568	(32,517)	78%	
OTHER PAYROLL EXPENSE												
100-70-701-00-6901	0000	SOCIAL SECURITY	10,760	10,451	11,558		8,885	8,885	8,885	(2,673)	77%	
100-70-701-00-6902	0000	WORKERS' COMPENSATION INS	1,457	1,859	755		546	546	546	(209)	72%	
100-70-701-00-6903	0000	STATE WORKERS BENEFIT FUND	100	91	76		69	69	69	(7)	91%	
100-70-701-00-6904	0000	UNEMPLOYMENT INSURANCE	2,590	2,620	3,475		2,047	2,047	2,047	(1,428)	59%	
100-70-701-00-6905	0000	PERS	18,167	23,407	24,582		24,424	24,424	24,424	(158)	99%	
100-70-701-00-6906	0000	DISABILITY INSURANCE	278	257	297		244	244	244	(53)	82%	
100-70-701-00-6907	0000	LIFE INSURANCE	48	41	41		43	43	43	2	105%	
100-70-701-00-6908	0000	HEALTH INSURANCE	54,018	45,131	47,713		35,645	35,645	35,645	(12,068)	75%	
TOTAL OTHER PAYROLL EXPENSE			87,418	83,857	88,497		71,903	71,903	71,903	(16,594)	81%	
TOTAL PERSONNEL SERVICES			237,373	229,295	239,582		190,471	190,471	190,471	(49,111)	80%	
MATERIALS & SERVICES												
100-70-701-00-7113	0000	PROCUREMENT ADVERTISING	0	995	0		0	0	0	0	na	
100-70-701-00-7210	0000	OTHER CONTRACTED SERVICES	975	1,943	1,382		995	995	995	(387)	72%	
100-70-701-00-7213	0000	SOFTWARE & LICENSES	1,943	11	2,160		5,910	5,910	5,910	3,750	274%	
100-70-701-00-7510	0000	POSTAGE	57	19	19		0	0	0	(19)	na	
100-70-701-00-7521	0000	SHIPPING & FREIGHT	67	580	14		67	67	67	53	479%	
100-70-701-00-7601	0000	PRINTING & DUPLICATING	322	1,010	691		580	580	580	(111)	84%	
100-70-701-00-7901	0000	SUBSCRIPTIONS	0	2,939	985		1,300	1,300	1,300	315	132%	
100-70-701-00-8009	0000	OFFICE SUPPLIES	3,565	1,400	2,589		2,965	2,965	2,965	376	115%	
100-70-701-00-8101	0000	CELLULAR TELECOMMUNICATIONS	1,192	200	1,407		1,300	1,300	1,300	(107)	92%	
100-70-701-00-8201	0000	CONFERENCE FEES	535	2,299	885		1,700	1,700	1,700	815	192%	
100-70-701-00-8205	0000	EMPLOYEE TRAVEL	2,030	246	2,052		2,299	2,299	2,299	247	112%	
100-70-701-00-8509	0000	FOOD & REFRESHMENTS	121	193	378		290	290	290	(88)	77%	
100-70-701-00-8515	0000	MEETING & CONFERENCE EXPENSE	0	336	16		193	193	193	177	1206%	
100-70-701-00-8516	0000	MEMBERSHIP FEES & DUES	286	0	432		400	400	400	(32)	93%	
100-70-701-00-8518	0000	PERMITS & LICENSES	0	2,334	227		0	0	0	(227)	na	
100-70-701-00-8801	0000	FURNITURE <\$5000	793	0	6,900		10,000	10,000	10,000	3,100	145%	
100-70-701-11-7210	0000	OTHER CONTRACTED SERVICES	0	0	0		70	70	70	70	na	
100-70-701-11-8010	0000	PARKING/TRAFFIC CONTROL SUPPLIES	0	1,853	0		0	0	0	0	na	
100-70-701-11-8013	0000	VEHICLE FUEL	1,498	8,640	2,160		2,160	2,160	2,160	0	100%	
100-70-701-11-8405	0000	WASTE DISPOSAL SERVICES	8,622	16	13,392		8,640	8,640	8,640	(4,752)	65%	
100-70-701-11-8518	0000	PERMITS & LICENSES	1,232	679	1,350		1,232	1,232	1,232	(118)	91%	
100-70-701-11-8524	0000	VEHICLE OPERATION & MAINTENANCE	768	0	1,797		950	950	950	(847)	53%	
100-70-701-51-7210	0000	OTHER CONTRACTED SERVICES	0	0	0		0	0	0	0	na	

COLUMBIA GORGE COMMUNITY COLLEGE

Account Number	Prj	Description	Actual 2010-11	Actual 2011-12	ADJ Bgt 2012-13	% of Total	Proposed 2013-14	Approved 2013-14	Adopted 2013-14	\$Chg Incr(Decr)	% of Prior Bgt	% of Total
100-70-701-51-7702	0000	FACILITY LEASE	0	0	0		0	0	0	0	na	
100-70-701-51-7703	0000	LEASE EXPENSE - UTILITIES	0	0	0		0	0	0	0	na	
100-70-701-51-7704	0000	LEASE EXPENSE - CUSTODIAL	0	3,023	0		0	0	0	0	na	
100-70-701-51-8405	0000	WASTE DISPOSAL SERVICES	2,966	99	4,590		100	100	100	(4,490)	2%	
100-70-701-51-8518	0000	PERMITS & LICENSES	197	0	198		197	197	197	(1)	99%	
100-70-701-51-8805	0000	OTHER MINOR EQUIPMENT	0	0	3,450		0	0	0	(3,450)	na	
TOTAL MATERIAL & SERVICES			27,167	28,883	47,074		41,348	41,348	41,348	(5,726)	88%	
TOTAL FACILITIES SERVICES			264,540	258,178	286,656	2.7%	231,819	231,819	231,819	(54,837)	81%	1.8%

COLUMBIA GORGE COMMUNITY COLLEGE

Account Number	Prj	Description	Actual 2010-11	Actual 2011-12	ADJ Bgt 2012-13	% of Total	Proposed 2013-14	Approved 2013-14	Adopted 2013-14	\$Chg Incr(Decr)	% of Prior Bgt	% of Total
BUILDING MAINTENANCE												
PERSONNEL SERVICES												
SALARY EXPENSE												
100-70-702-11-6301	0000	FULL TIME CLASSIFIED WAGES	26,421	28,018	28,018		30,534	30,534	30,534	2,516	109%	
100-70-702-11-6303	0000	CLASSIFIED OVERTIME	0	101	303		101	101	101	(202)	33%	
TOTAL SALARY EXPENSE			26,421	28,119	28,321		30,635	30,635	30,635	2,314	108%	
OTHER PAYROLL EXPENSE												
100-70-702-11-6901	0000	SOCIAL SECURITY	2,021	2,151	2,167		2,336	2,336	2,336	169	108%	
100-70-702-11-6902	0000	WORKERS' COMPENSATION INS	97	123	1,274		1,209	1,209	1,209	(65)	95%	
100-70-702-11-6903	0000	STATE WORKERS BENEFIT FUND	25	26	14		34	34	34	20	243%	
100-70-702-11-6904	0000	UNEMPLOYMENT INSURANCE	555	647	651		702	702	702	51	108%	
100-70-702-11-6905	0000	PERS	3,342	4,108	4,608		6,421	6,421	6,421	1,813	139%	
100-70-702-11-6906	0000	DISABILITY INSURANCE	53	55	56		64	64	64	8	114%	
100-70-702-11-6907	0000	LIFE INSURANCE	14	14	14		14	14	14	0	100%	
100-70-702-11-6908	0000	HEALTH INSURANCE	7,608	8,465	9,614		9,061	9,061	9,061	(553)	94%	
TOTAL OTHER PAYROLL EXPENSE			13,715	15,588	18,398		19,841	19,841	19,841	1,443	108%	
TOTAL PERSONNEL SERVICES			40,136	43,707	46,719		50,476	50,476	50,476	3,757	108%	
MATERIALS & SERVICES												
100-70-702-11-7209	0000	MAINTENANCE CONTRACTS	9,330	11,517	18,500		18,628	18,628	18,628	128	101%	
100-70-702-11-7210	0000	OTHER CONTRACTED SERVICES	28,802	26,870	28,046		21,689	21,689	21,689	(6,357)	77%	
100-70-702-51-7210	0000	OTHER CONTRACTED SERVICES	4,696	6,410	6,557		6,410	6,410	6,410	(147)	98%	
100-70-702-11-7212	0000	SERVICE CONTRACTS	3,797	5,282	11,282		10,497	10,497	10,497	(785)	93%	
100-70-702-51-7212	0000	SERVICE CONTRACTS	0	0	1,243		0	0	0	(1,243)	na	
100-70-702-11-7521	0000	SHIPPING & FREIGHT	228	106	171		228	228	228	57	133%	
100-70-702-11-7601	0000	PRINTING & DUPLICATING	0	0	0		0	0	0	0	na	
100-70-702-11-7701	0000	EQUIPMENT LEASE	332	0	0		0	0	0	0	na	
100-70-702-11-8001	0000	BUILDING MAINTENANCE SUPPLIES	12,382	12,684	13,800		14,791	14,791	14,791	991	107%	
100-70-702-11-8511	0000	FURNITURE REPAIR	0	0	500		0	0	0	(500)	na	
100-70-702-11-8518	0000	PERMITS & LICENSES	0	0	0		0	0	0	0	na	
100-70-702-11-8522	0000	SIGNAGE	133	421	2,849		421	421	421	(2,428)	15%	
100-70-702-11-8801	0000	FURNITURE <\$5000	957	26,000	4,495		12,000	12,000	12,000	7,505	267%	
100-70-702-11-8805	0000	OTHER MINOR EQUIPMENT <\$5000	1,000	460	3,180		5,284	5,284	5,284	2,104	166%	
100-70-702-11-8807	0000	TOOLS <\$5000	226	568	571		568	568	568	(3)	99%	
TOTAL MATERIAL & SERVICES			61,883	90,319	91,194		90,516	90,516	90,516	(678)	99%	
TOTAL BUILDING MAINTENANCE			102,020	134,026	137,913	1.3%	140,992	140,992	140,992	3,079	102%	1.1%

COLUMBIA GORGE COMMUNITY COLLEGE

Account Number	Prj	Description	Actual 2010-11	Actual 2011-12	ADJ Bgt 2012-13	% of Total	Proposed 2013-14	Approved 2013-14	Adopted 2013-14	\$Chg Incr(Decr)	% of Prior Bgt	% of Total
GROUPS MAINTENANCE												
PERSONNEL SERVICES												
SALARY EXPENSE												
100-70-703-11-6301	0000	FULL TIME CLASSIFIED WAGES	54,828	59,796	58,157		58,076	58,076	58,076	(81)	100%	
100-70-703-11-6303	0000	CLASSIFIED OVERTIME	0	51	326		51	51	51	(275)	16%	
TOTAL SALARY EXPENSE			54,828	59,847	58,483		58,127	58,127	58,127	(356)	99%	
OTHER PAYROLL EXPENSE												
100-70-703-11-6901	0000	SOCIAL SECURITY	4,195	4,578	4,474		4,443	4,443	4,443	(31)	99%	
100-70-703-11-6902	0000	WORKERS' COMPENSATION INS	1,515	2,125	2,632		2,300	2,300	2,300	(332)	87%	
100-70-703-11-6903	0000	STATE WORKERS BENEFIT FUND	51	52	29		69	69	69	40	238%	
100-70-703-11-6904	0000	UNEMPLOYMENT INSURANCE	1,153	1,377	1,345		1,336	1,336	1,336	(9)	99%	
100-70-703-11-6905	0000	PERS	6,937	8,340	9,515		12,213	12,213	12,213	2,698	128%	
100-70-703-11-6906	0000	DISABILITY INSURANCE	110	121	116		122	122	122	6	105%	
100-70-703-11-6907	0000	LIFE INSURANCE	27	30	27		29	29	29	2	107%	
100-70-703-11-6908	0000	HEALTH INSURANCE	15,967	18,390	19,119		26,205	26,205	26,205	7,086	137%	
TOTAL OTHER PAYROLL EXPENSE			29,955	35,013	37,257		46,717	46,717	46,717	9,460	125%	
TOTAL PERSONNEL SERVICES			84,783	94,861	95,740		104,844	104,844	104,844	9,104	110%	
MATERIALS & SERVICES												
100-70-703-11-7210	0000	OTHER CONTRACTED SERVICES	49	0	550		49	49	49	(501)	9%	
100-70-703-51-7210	0000	OTHER CONTRACTED SERVICES	878	1,120	1,517		2,360	2,360	2,360	843	156%	
100-70-703-11-7701	0000	EQUIPMENT LEASE	40	10	192		293	293	293	101	153%	
100-70-703-11-8004	0000	EQUIPMENT FUEL	1,530	1,454	1,836		2,178	2,178	2,178	342	119%	
100-70-703-11-8005	0000	GROUPS MAINTENANCE SUPPLIES	2,544	3,494	2,673		3,494	3,494	3,494	821	131%	
100-70-703-11-8010	0000	PARKING/TRAFFIC CONTROL SUPPLIES	0	0	0		0	0	0	0	na	
100-70-703-11-8508	0000	EQUIPMENT REPAIR	709	900	1,345		900	900	900	(445)	67%	
100-70-703-11-8805	0000	OTHER MINOR EQUIPMENT <\$5000	642	763	780		763	763	763	(17)	98%	
100-70-703-11-8807	0000	TOOLS <\$5000	0	0	153		780	780	780	627	510%	
TOTAL MATERIAL & SERVICES			6,392	7,741	9,046		10,817	10,817	10,817	1,771	120%	
TOTAL GROUNDS MAINTENANCE			91,175	102,602	104,786	1.0%	115,661	115,661	115,661	10,875	110%	0.9%

COLUMBIA GORGE COMMUNITY COLLEGE

Account Number	Prj	Description	Actual 2010-11	Actual 2011-12	ADJ Bgt 2012-13	% of Total	Proposed 2013-14	Approved 2013-14	Adopted 2013-14	\$Chg Incr(Decr)	% of Prior Bgt	% of Total
CUSTODIAL SERVICES												
PERSONNEL SERVICES												
SALARY EXPENSE												
100-70-704-11-6301	0000	FULL TIME CLASSIFIED WAGES	151,043	147,713	159,110		181,265	181,265	181,265	22,155	114%	
100-70-704-11-6303	0000	CLASSIFIED OVERTIME	151	176	0		176	176	176	176	na	
TOTAL SALARY EXPENSE			151,194	147,888	159,110		181,441	181,441	181,441	22,331	114%	
OTHER PAYROLL EXPENSE												
100-70-704-11-6901	0000	SOCIAL SECURITY	10,841	10,692	12,172		13,867	13,867	13,867	1,695	114%	
100-70-704-11-6902	0000	WORKERS' COMPENSATION INS	3,544	3,883	7,160		7,178	7,178	7,178	18	100%	
100-70-704-11-6903	0000	STATE WORKERS BENEFIT FUND	133	130	80		240	240	240	160	300%	
100-70-704-11-6904	0000	UNEMPLOYMENT INSURANCE	3,175	3,402	3,660		4,169	4,169	4,169	509	114%	
100-70-704-11-6905	0000	PERS	18,669	22,461	25,887		38,120	38,120	38,120	12,233	147%	
100-70-704-11-6906	0000	DISABILITY INSURANCE	311	288	318		381	381	381	63	120%	
100-70-704-11-6907	0000	LIFE INSURANCE	75	71	75		100	100	100	25	133%	
100-70-704-11-6908	0000	HEALTH INSURANCE	71,044	68,180	82,115		75,342	75,342	75,342	(6,773)	92%	
TOTAL OTHER PAYROLL EXPENSE			107,793	109,107	131,467		139,397	139,397	139,397	7,930	106%	
TOTAL PERSONNEL SERVICES			258,987	256,995	290,577		320,838	320,838	320,838	30,261	110%	
MATERIALS & SERVICES												
100-70-704-11-8002	0000	CLEANING SUPPLIES	8,986	8,000	9,720		10,109	10,109	10,109	389	104%	
100-70-704-11-8003	0000	CUSTODIAL DISPOSABLES	9,928	11,000	10,800		11,000	11,000	11,000	200	102%	
100-70-704-11-8508	0000	EQUIPMENT REPAIR	59	95	171		264	264	264	93	154%	
100-70-704-11-8805	0000	OTHER MINOR EQUIPMENT <\$5000	0	490	756		1,160	1,160	1,160	404	153%	
100-70-704-11-8807	0000	TOOLS <\$5000	0	569	540		569	569	569	29	105%	
TOTAL MATERIAL & SERVICES			18,973	20,155	21,987		23,102	23,102	23,102	1,115	105%	
TOTAL CUSTODIAL SERVICES			277,960	277,150	312,564	3.0%	343,940	343,940	343,940	31,376	110%	2.7%

COLUMBIA GORGE COMMUNITY COLLEGE

Account Number	Prj	Description	Actual 2010-11	Actual 2011-12	ADJ Bgt 2012-13	% of Total	Proposed 2013-14	Approved 2013-14	Adopted 2013-14	\$Chg Incr(Decr)	% of Prior Bgt	% of Total
UTILITIES												
MATERIALS & SERVICES												
100-70-705-11-8401	0000	UTILITIES/ELECTRIC	125,581	124,216	130,000		131,860	131,860	131,860	1,860	101%	
100-70-705-11-8402	0000	UTILITIES/NATURAL GAS	18,429	13,956	18,500		17,429	17,429	17,429	(1,071)	94%	
100-70-705-11-8404	0000	UTILITIES/WATER & SEWER	23,192	28,093	28,980		36,588	36,588	36,588	7,608	126%	
100-70-705-51-8401	0000	UTILITIES/ELECTRIC	29,387	35,923	32,798		41,479	41,479	41,479	8,681	126%	
100-70-705-51-8402	0000	UTILITIES/NATURAL GAS	4,393	1,413	9,000		4,393	4,393	4,393	(4,607)	49%	
100-70-705-51-8404	0000	UTILITIES/WATER & SEWER	7,521	5,357	7,700		8,650	8,650	8,650	950	112%	
TOTAL MATERIAL & SERVICES			208,503	208,958	226,978		240,399	240,399	240,399	13,421	106%	
TOTAL UTILITIES			208,503	208,958	226,978	2.2%	240,399	240,399	240,399	13,421	106%	1.9%

COLUMBIA GORGE COMMUNITY COLLEGE

Account Number	Prj	Description	Actual 2010-11	Actual 2011-12	ADJ Bgt 2012-13	% of Total	Proposed 2013-14	Approved 2013-14	Adopted 2013-14	\$Chg Incr(Decr)	% of Prior Bgt	% of Total
CONTINGENCY												
100-90-911-00-9801	0000	CONTINGENCY	0	0	351,833		750,000	750,000	750,000	398,167	213%	
TOTAL CONTINGENCY			0	0	351,833	3.4%	750,000	750,000	750,000	398,167	213%	5.8%
DEBT SERVICE												
100-00-921-00-9731	0000	STATE ENERGY LOAN PRINCIPAL PMT	0	0	0		0	0	0	0	na	
100-00-921-00-9771	0000	STATE ENERGY LOAN INTEREST	0	0	0		0	0	0	0	na	
100-00-921-00-9775	0000	HOOD RIVER PROPERTY LOAN PRINCIPAL PN	0	0	0		76,000	76,000	76,000	76,000	na	
100-00-921-00-9776	0000	HOOD RIVER PROPERTY LOAN INTEREST	0	0	0		37,927	37,927	37,927	37,927	na	
TOTAL DEBT SERVICE			0	0	0	0.0%	113,927	113,927	113,927	113,927	na	0.9%
TRANSFERS												
100-00-931-00-9909	0000	TRANSFER TO GORGE SCHOLARS	0	0	0		80,000	80,000	80,000	80,000	na	
100-00-931-00-9903	0000	TRANSFER TO WORKFORCE COMMITTEE	0	0	0		0	0	0	0	na	
100-00-931-00-9904	0000	TRANSFER TO RESERVE FUND-FACILITIES	0	140,000	0		133,395	133,395	133,395	133,395	na	
100-00-931-00-9911	0000	TRANSFER TO INSTRUCTIONAL EQUIP RESEF	0	0	0		25,000	25,000	25,000	25,000	na	
100-00-931-00-9905	0000	TRANSFER TO DEBT SERVICE DISTRICT GO E	0	0	0		0	0	0	0	na	
100-00-931-00-9906	0000	TRANSFER TO CO-CURRICULAR ACTIV FUND	1,000	0	0		12,500	12,500	12,500	12,500	na	
100-00-931-00-9907	0000	TRANSFER TO RESERVE FUND-GENERAL OPI	2,313,224	731,107	0		850,000	850,000	850,000	850,000	na	
100-00-931-00-9910	0000	TRANSFER TO FEDERAL STUDENT AID	0	20,464	25,000		25,000	25,000	25,000	0	100%	
100-00-931-00-9908	0000	TRANSFER TO CAPITAL PROJECTS	128,901	0	0		0	0	0	0	na	
TOTAL TRANSFERS			2,443,125	891,571	25,000	0.2%	1,125,895	1,125,895	1,125,895	1,100,895	4503.6%	8.7%

COLUMBIA GORGE COMMUNITY COLLEGE

Account Number	Prj	Description	Actual 2010-11	Actual 2011-12	ADJ Bgt 2012-13	% of Total	Proposed 2013-14	Approved 2013-14	Adopted 2013-14	\$Chg Incr(Decr)	% of Prior Bgt	% of Total
GENERAL FUND EXPENDITURES & TRANSFERS												
PERSONNEL SERVICES												
SALARIES & WAGES			4,415,975	4,605,116	5,230,749	49.9%	5,592,261	5,592,261	5,592,261	361,512	107%	43.3%
OTHER PAYROLL EXPENSE			1,753,116	1,952,314	2,521,943	24.0%	2,790,554	2,790,554	2,790,554	268,611	111%	21.6%
TOTAL PERSONNEL SERVICES			6,169,091	6,557,430	7,752,692	73.9%	8,382,815	8,382,815	8,382,815	630,123	108%	64.9%
MATERIALS & SERVICES			1,825,722	1,830,869	2,350,396	22.4%	2,532,683	2,532,683	2,532,683	182,287	108%	19.6%
PRIOR YEAR AUDIT ADJUSTMENT TO EXP			0	0	0	0.0%	0	0	0	0	na	0.0%
CAPITAL OUTLAY			16,131	11,416	12,500	0.1%	11,416	11,416	11,416	(1,084)	91%	0.1%
DEBT SERVICE			0	0	0	0.0%	113,927	113,927	113,927	113,927	na	0.9%
TRANSFERS TO SPECIAL FUNDS			2,443,125	891,571	25,000	0.2%	1,125,895	1,125,895	1,125,895	1,100,895	4504%	8.7%
CONTINGENCIES			0	0	351,833	3.4%	750,000	750,000	750,000	398,167	213%	5.8%
TOTAL GENERAL FUND EXPENDITURES			10,454,070	9,291,287	10,492,421	100.0%	12,916,736	12,916,736	12,916,736	2,424,315	123%	100.0%

COLUMBIA GORGE COMMUNITY COLLEGE

Account Number	Prj	Description	Actual 2010-11	Actual 2011-12	ADJ Bgt 2012-13	% of Total	Proposed 2013-14	Approved 2013-14	Adopted 2013-14	\$Chg Incr(Decr)	% of Prior Bgt	% of Total
US ED TITLE III GRANT												
RESOURCES												
103-00-000-00-3000	0000	PRIOR YEAR FUND BALANCE	0	0	0							
103-00-000-00-4028	0000	US ED TITLE III	160,700	396,544	600,000		400,000	400,000	400,000			
TOTAL RESOURCES			160,700	396,544	600,000		400,000	400,000	400,000			
REQUIREMENTS												
PERSONNEL SERVICES												
SALARY EXPENSE												
103-00-000-00-6105	0000	DIRECTOR SALARIES	0	0	49,549		40,238	40,238	40,238			
103-00-000-00-6107	0000	FT PROFESSIONAL SUPPORT SALARIES	22,816	99,403	68,801		61,896	61,896	61,896			
103-00-000-00-6108	0000	PT PROFESSIONAL SUPPORT SALARIES	634	19,339	19,415		15,000	15,000	15,000			
103-00-000-00-6301	0000	FT CLASSIFIED WAGES	0	13,929	29,292		19,065	19,065	19,065			
103-00-000-00-6801	0000	EMPLOYE TAXABLE ALLOWANCE	417	905	1,400		905	905	905			
TOTAL SALARY EXPENSE			23,866	133,575	168,457		137,104	137,104	137,104			
OTHER PAYROLL EXPENSE												
103-00-000-00-6901	0000	SOCIAL SECURITY	1,826	10,220	12,887		10,488	10,488	10,488			
103-00-000-00-6902	0000	WORKERS' COMPENSATION INS	88	586	842		548	548	548			
103-00-000-00-6903	0000	STATE WORKERS BENEFIT FUND	14	92	84		192	192	192			
103-00-000-00-6904	0000	UNEMPLOYMENT INSURANCE	549	2,870	3,875		3,153	3,153	3,153			
103-00-000-00-6905	0000	PERS	1,857	13,559	27,408		22,307	22,307	22,307			
103-00-000-00-6906	0000	DISABILITY INSURANCE	47	236	295		162	162	162			
103-00-000-00-6907	0000	LIFE INSURANCE	8	45	45		68	68	68			
103-00-000-00-6908	0000	HEALTH INSURANCE	4,690	24,545	35,726		42,871	0	0			
TOTAL OTHER PAYROLL EXPENSE			9,079	52,153	81,162		79,789	36,918	36,918			
TOTAL PERSONNEL SERVICES			32,945	185,727	249,619		216,893	174,022	174,022			
MATERIALS & SERVICES												
103-00-000-00-7102	0000	COLLEGE PROMOTIONAL MATERIALS	0	315	3,000		500	500	500			
103-00-000-00-7209	0000	MAINTENANCE CONTRACTS	0	0	8,500		0	0	0			
103-00-000-00-7210	0000	OTHER CONTRACTED SERVICES	15,251	48,323	50,950		28,604	28,604	28,604			
103-00-000-00-7212	0000	SERVICE CONTRACTS	0	0	0		0	0	0			
103-00-000-00-7213	0000	SOFTWARE & LICENSES	20,173	32,371	61,154		5,000	5,000	5,000			
103-00-000-00-7510	0000	POSTAGE	27	342	1,950		500	500	500			
103-00-000-00-7521	0000	SHIPPING & FREIGHT	24	0	0		24	24	24			
103-00-000-00-7601	0000	PRINTING & DUPLICATING	16	644	3,300		1,000	1,000	1,000			
103-00-000-00-7631	0000	COLLEGE MARKETING PRINTING	0	460	1,000		460	460	460			
103-00-000-00-7901	0000	SUBSCRIPTIONS	0	333	775		333	333	333			
103-00-000-00-8009	0000	OFFICE SUPPLIES	25	485	3,064		3,500	3,500	3,500			
103-00-000-00-8011	0000	REFERENCE MATERIALS	148	650	750		650	650	650			
103-00-000-00-8201	0000	CONFERENCE FEES	1,645	2,424	2,534		3,000	3,000	3,000			
103-00-000-00-8205	0000	EMPLOYEE TRAVEL	4,791	11,378	12,246		14,656	14,656	14,656			
103-00-000-00-8209	0000	FOOD & REFRESHMENTS	0	526	0		1,000	1,000	1,000			
103-00-000-00-8515	0000	MEETING & CONFERENCE EXPENSE	0	72	4,750		1,517	1,517	1,517			
103-00-000-00-8516	0000	MEMBERSHIP FEES & DUES	270	1,424	1,273		2,000	2,000	2,000			

COLUMBIA GORGE COMMUNITY COLLEGE

Account Number	Prj	Description	Actual 2010-11	Actual 2011-12	ADJ Bgt 2012-13	% of Total	Proposed 2013-14	Approved 2013-14	Adopted 2013-14	\$Chg Incr(Decr)	% of Prior Bgt	% of Total
103-00-000-00-8517	0000	MISCELLANEOUS FEES	0	0	0		0	0	0			
103-00-000-00-8550	0000	PASS THROUGH PAYMENT	0	40,000	80,000		40,000	40,000	40,000			
103-00-000-00-8801	0000	FURNITURE <\$5000	871	0	0		2,000	2,000	2,000			
103-00-000-00-8802	0000	INFO TECH EQUIPMENT <\$5000	84,513	70,164	66,352		75,363	75,363	75,363			
103-00-000-00-8803	0000	INSTRUCTIONAL EQUIPMENT <\$5000	0	905	3,000		3,000	3,000	3,000			
103-00-000-00-8805	0000	OTHER MINOR EQUIPMENT <\$5000	0	0	0		0	0	0			
TOTAL MATERIAL & SERVICES			127,755	210,817	304,598		183,107	183,107	183,107			
CAPITAL OUTLAY												
103-00-000-00-9572	0000	INFO TECH EQUIPMENT >\$5000	0	0	35,076		0	0	0			
103-00-000-00-9573	0000	INSTRUCTIONAL EQUIPMENT >\$5000	0	0	10,707		0	0	0			
TOTAL CAPITAL OUTLAY			0	0	45,783		0	0	0			
TOTAL EXPENDITURES			160,700	396,544	600,000		400,000	357,129	357,129			
103-00-000-00-3000	0000	UNAPPROPRIATED ENDING FUND BALANCE	0	0	0		0	42,871	42,871			
TOTAL REQUIREMENTS			160,700	396,544	600,000		400,000	400,000	400,000			
TOTAL RESOURCES LESS REQUIREMENTS			0	0	0		0	0	0			

COLUMBIA GORGE COMMUNITY COLLEGE

Account Number	Prj	Description	Actual 2010-11	Actual 2011-12	ADJ Bgt 2012-13	% of Total	Proposed 2013-14	Approved 2013-14	Adopted 2013-14	\$Chg Incr(Decr)	% of Prior Bgt	% of Total
CARL D. PERKINS TITLE I												
RESOURCES												
210-00-000-00-3000	0000	PRIOR YEAR FUND BALANCE	0	0	0		0	0	0			
210-00-000-00-4001	0000	CARL D PERKINS TITLE I	50,305	22,279	64,936		66,156	66,156	66,156			
210-00-000-00-4001	1010	CARL D PERKINS TITLE I (Project A)	13,257	43,876	21,060		0	0	0			
TOTAL RESOURCES			63,562	66,156	85,996		66,156	66,156	66,156			
REQUIREMENTS												
PERSONNEL SERVICES												
SALARY EXPENSE												
			1010 for new year--0000 thru sept									
210-00-000-00-6107	0000	FT PROFESSIONAL SUPPORT SALARIES	25,902	9,425	38,831		8,961	8,961	8,961			
210-00-000-00-6107	1010	FT PROFESSIONAL SUPPORT SALARIES	0	28,274	9,708		0	0	0			
210-00-000-00-6108	0000	PT PROFESSIONAL SUPPORT SALARIES	0	0	0		0	0	0			
210-00-000-00-6301	0000	FULL TIME CLASSIFIED WAGES	0	0	0		0	0	0			
210-00-000-00-6302	0000	PART TIME CLASSIFIED WAGES	0	0	0		0	0	0			
210-00-000-00-6401	0000	FULL TIME INSTRUCTOR SALARIES	0	0	0		0	0	0			
210-00-000-00-6421	0000	PART TIME INSTRUCTOR WAGES	0	0	0		0	0	0			
210-00-000-00-6421	1010	PART TIME INSTRUCTOR WAGES	710	0	0		0	0	0			
210-00-000-00-6441	0000	CURRICULUM DEVELOPMENT WAGES	0	0	0		0	0	0			
210-00-000-00-6441	1010	CURRICULUM DEVELOPMENT WAGES	2,007	1,399	0		0	0	0			
210-00-000-00-6442	0000	SPECIAL PROJECT WAGES	3,241	0	0		0	0	0			
210-00-000-00-6442	1010	SPECIAL PROJECT WAGES	1,694	0	1,400		0	0	0			
TOTAL SALARY EXPENSE			33,555	39,098	49,939		8,961	8,961	8,961			
OTHER PAYROLL EXPENSE												
210-00-000-00-6901	0000	SOCIAL SECURITY	2,229	721	2,971		686	686	686			
210-00-000-00-6901	1010	SOCIAL SECURITY	337	2,270	743		0	0	0			
210-00-000-00-6902	0000	WORKERS' COMPENSATION INS	107	40	194		42	42	42			
210-00-000-00-6902	1010	WORKERS' COMPENSATION INS	16	131	49		0	0	0			
210-00-000-00-6903	0000	STATE WORKERS BENEFIT FUND	21	7	19		26	26	26			
210-00-000-00-6903	1010	STATE WORKERS BENEFIT FUND	2	20	5		0	0	0			
210-00-000-00-6904	0000	UNEMPLOYMENT INSURANCE	636	217	893		206	206	206			
210-00-000-00-6904	1010	UNEMPLOYMENT INSURANCE	68	571	223		0	0	0			
210-00-000-00-6905	0000	PERS	2,883	1,377	6,318		1,885	1,885	1,885			
210-00-000-00-6905	1010	PERS	534	4,335	1,579		0	0	0			
210-00-000-00-6906	0000	DISABILITY INSURANCE	55	19	78		19	19	19			
210-00-000-00-6906	1010	DISABILITY INSURANCE	6	56	19		0	0	0			
210-00-000-00-6907	0000	LIFE INSURANCE	10	3	14		14	14	14			
210-00-000-00-6907	1010	LIFE INSURANCE	(1)	10	3		0	0	0			
210-00-000-00-6908	0000	HEALTH INSURANCE	5,904	1,916	8,120		2,082	2,082	2,082			
210-00-000-00-6908	1010	HEALTH INSURANCE	20	5,438	2,030		0	0	0			
TOTAL OTHER PAYROLL EXPENSE			12,830	17,131	23,258		4,960	4,960	4,960			
TOTAL PERSONNEL SERVICES			46,385	56,229	73,197		13,921	13,921	13,921			

COLUMBIA GORGE COMMUNITY COLLEGE

Account Number	Prj	Description	Actual 2010-11	Actual 2011-12	ADJ Bgt 2012-13	% of Total	Proposed 2013-14	Approved 2013-14	Adopted 2013-14	\$Chg Incr(Decr)	% of Prior Bgt	% of Total
MATERIALS & SERVICES												
210-00-000-00-7114	0000	PROGRAM ADVERTISING & PROMOTIONS	0	251	561		0	0	0			
210-00-000-00-7114	1010	PROGRAM ADVERTISING & PROMOTIONS	0	38	131		0	0	0			
210-00-000-00-7206	0000	INSTRUCTIONAL CONTRACTED SERVICES	0	1,150	0		0	0	0			
210-00-000-00-7206	1010	INSTRUCTIONAL CONTRACTED SERVICES	7,169	0	0		10,000	10,000	10,000			
210-00-000-00-7210	0000	OTHER CONTRACTED SERVICES	3,544	4,286	0		0	0	0			
210-00-000-00-7210	1010	OTHER CONTRACTED SERVICES	0	300	0		13,708	13,708	13,708			
210-00-000-00-7510	0000	POSTAGE	0	0	0		0	0	0			
210-00-000-00-7601	0000	PRINTING & DUPLICATING	0	2	0		0	0	0			
210-00-000-00-7614	0000	PROGRAM MARKETING PRINTING	0	0	0		0	0	0			
210-00-000-00-7901	0000	SUBSCRIPTIONS	0	0	0		0	0	0			
210-00-000-00-8006	0000	INSTRUCTIONAL SUPPLIES	1,968	2,678	2,077		0	0	0			
210-00-000-00-8006	1010	INSTRUCTIONAL SUPPLIES	0	643	5,981		13,334	13,334	13,334			
210-00-000-00-8201	0000	CONFERENCE FEES	193	0	1,000		193	193	193			
210-00-000-00-8201	1010	CONFERENCE FEES-PROJECT A	0	0	108		0	0	0			
210-00-000-00-8202	0000	FIELD TRIP EXPENSE	0	0	0		0	0	0			
210-00-000-00-8205	0000	EMPLOYEE TRAVEL	2,673	0	2,000		0	0	0			
210-00-000-00-8205	1010	EMPLOYEE TRAVEL	504	389	441		15,000	15,000	15,000			
210-00-000-00-8206	0000	STUDENT TRAVEL	175	0	0		0	0	0			
210-00-000-00-8509	0000	FOOD & REFRESHMENTS	763	0	0		0	0	0			
210-00-000-00-8509	1010	FOOD & REFRESHMENTS	189	0	0		0	0	0			
210-00-000-00-8523	0000	STUDENT ACTIVITIES & EVENTS	0	190	500		0	0	0			
TOTAL MATERIAL & SERVICES			17,178	9,926	12,799		52,235	52,235	52,235			
TOTAL EXPENDITURES			63,562	66,156	85,996		66,156	66,156	66,156			
210-00-000-00-3000	0000	UNAPPROPRIATED ENDING FUND BALANCE	0	0	0		0	0	0			
TOTAL REQUIREMENTS			63,562	66,156	85,996		66,156	66,156	66,156			
TOTAL RESOURCES LESS REQUIREMENTS			0	0	0		0	0	0			

COLUMBIA GORGE COMMUNITY COLLEGE

Account Number	Prj	Description	Actual 2010-11	Actual 2011-12	ADJ Bgt 2012-13	% of Total	Proposed 2013-14	Approved 2013-14	Adopted 2013-14	\$Chg Incr(Decr)	% of Prior Bgt	% of Total
HEALTH OCCUPATIONS CUSTOMIZED TRAINING												
RESOURCES												
216-00-000-00-3000	0000	PRIOR YEAR FUND BALANCE	3,895	2,603	0		6,414	6,414	6,414			
216-00-000-00-4559	0000	TESTING FEES	300	500	0		500	500	500			
216-00-000-00-4703	0000	CUSTOMIZED TRAINING REVENUE	2,779	7,138	12,000		12,000	12,000	12,000			
TOTAL RESOURCES			6,974	10,241	12,000		18,914	18,914	18,914			
REQUIREMENTS												
PERSONNEL SERVICES												
SALARY EXPENSE												
216-00-000-00-6421	0000	PART TIME INSTRUCTOR WAGES	220	0	5,622		220	220	220			
216-00-000-00-6442	0000	SPECIAL PROJECT WAGES	0	0	0		0	0	0			
TOTAL SALARY EXPENSE			220	0	5,622		220	220	220			
OTHER PAYROLL EXPENSE												
216-00-000-00-6901	0000	SOCIAL SECURITY	17	0	430		17	17	17			
216-00-000-00-6902	0000	WORKERS' COMPENSATION INS	1	0	28		1	1	1			
216-00-000-00-6903	0000	STATE WORKERS BENEFIT FUND	0	0	3		0	0	0			
216-00-000-00-6904	0000	UNEMPLOYMENT INSURANCE	5	0	129		5	5	5			
216-00-000-00-6905	0000	PERS	0	0	915		0	0	0			
216-00-000-00-6906	0000	DISABILITY INSURANCE	0	0	0		0	0	0			
216-00-000-00-6907	0000	LIFE INSURANCE	0	0	0		0	0	0			
216-00-000-00-6908	0000	HEALTH INSURANCE	0	0	0		0	0	0			
TOTAL OTHER PAYROLL EXPENSE			22	0	1,505		23	23	23			
TOTAL PERSONNEL SERVICES			242	0	7,127		243	243	243			
MATERIALS & SERVICES												
216-00-000-00-7206	0000	INSTRUCTIONAL CONTRACTED SERVICES	0	279	750		7,495	7,495	7,495			
216-00-000-00-7510	0000	POSTAGE	0	0	0		0	0	0			
216-00-000-00-7521	0000	SHIPPING & FREIGHT	15	42	0		42	42	42			
216-00-000-00-7601	0000	PRINTING & DUPLICATING	0	0	0		0	0	0			
216-00-000-00-7901	0000	SUBSCRIPTIONS	0	0	0		0	0	0			
216-00-000-00-8006	0000	INSTRUCTIONAL SUPPLIES	2,992	1,779	1,973		9,406	9,406	9,406			
216-00-000-00-8205	0000	EMPLOYEE TRAVEL	0	78	500		78	78	78			
216-00-000-00-8509	0000	FOOD & REFRESHMENTS	106	150	150		150	150	150			
TOTAL MATERIAL & SERVICES			3,114	2,327	3,373		17,171	17,171	17,171			
TRANSFERS												
216-00-000-00-9901	0000	TRANSFER TO GENERAL FUND	1,015	1,500	1,500		1,500	1,500	1,500			
TOTAL TRANSFERS			1,015	1,500	1,500		1,500	1,500	1,500			
TOTAL EXPENDITURES			4,371	3,827	12,000		18,914	18,914	18,914			
216-00-000-00-3000	0000	UNAPPROPRIATED ENDING FUND BALANCE	2,603	6,414	0		0	0	0			
TOTAL REQUIREMENTS			6,974	10,241	12,000		18,914	18,914	18,914			
TOTAL RESOURCES LESS REQUIREMENTS			0	0	0		0	0	0			

COLUMBIA GORGE COMMUNITY COLLEGE

Account Number	Prj	Description	Actual 2010-11	Actual 2011-12	ADJ Bgt 2012-13	% of Total	Proposed 2013-14	Approved 2013-14	Adopted 2013-14	\$Chg Incr(Decr)	% of Prior Bgt	% of Total
CARL D PERKINS RESERVE FUND												
RESOURCES												
217-00-000-00-3000	0000	PRIOR YEAR FUND BALANCE	0	0	0		0	0	0			
217-00-000-00-4001	0000	CARL D PERKINS TITLE I	27,805	9,527	0		0	0	0			
217-00-000-00-4001	1010	CARL D PERKINS TITLE I	11,678	0	0		0	0	0			
TOTAL RESOURCES			39,483	9,527	0		0	0	0			
REQUIREMENTS												
PERSONNEL SERVICES												
SALARY EXPENSE												
217-00-000-00-6421	0000	PART TIME INSTRUCTOR WAGES	0	0	0		0	0	0			
217-00-000-00-6421	1010	PART TIME INSTRUCTOR WAGES	1,334	0	0		0	0	0			
217-00-000-00-6441	0000	CURRICULUM DEVELOPMENT WAGES	860	0	0		0	0	0			
217-00-000-00-6442	0000	SPECIAL PROJECT WAGES	251	0	0		0	0	0			
217-00-000-00-6442	1010	SPECIAL PROJECT WAGES	2,875	0	0		0	0	0			
217-00-000-00-6701	0000	STUDENT WAGES	2,790	0	0		0	0	0			
TOTAL SALARY EXPENSE			8,110	0	0		0	0	0			
OTHER PAYROLL EXPENSE												
217-00-000-00-6901	0000	SOCIAL SECURITY	85	0	0		0	0	0			
217-00-000-00-6901	1010	SOCIAL SECURITY	322	0	0		0	0	0			
217-00-000-00-6902	0000	WORKERS' COMPENSATION INS	15	0	0		0	0	0			
217-00-000-00-6902	1010	WORKERS' COMPENSATION INS	15	0	0		0	0	0			
217-00-000-00-6903	0000	STATE WORKERS BENEFIT FUND	5	0	0		0	0	0			
217-00-000-00-6903	1010	STATE WORKERS BENEFIT FUND	2	0	0		0	0	0			
217-00-000-00-6904	0000	UNEMPLOYMENT INSURANCE	21	0	0		0	0	0			
217-00-000-00-6904	1010	UNEMPLOYMENT INSURANCE	54	0	0		0	0	0			
217-00-000-00-6905	0000	PERS	119	0	0		0	0	0			
217-00-000-00-6905	1010	PERS	200	0	0		0	0	0			
217-00-000-00-6906	0000	DISABILITY INSURANCE	0	0	0		0	0	0			
217-00-000-00-6906	1010	DISABILITY INSURANCE	0	0	0		0	0	0			
217-00-000-00-6907	0000	LIFE INSURANCE	0	0	0		0	0	0			
217-00-000-00-6907	1010	LIFE INSURANCE	(3)	0	0		0	0	0			
217-00-000-00-6908	0000	HEALTH INSURANCE	0	0	0		0	0	0			
217-00-000-00-6908	1010	HEALTH INSURANCE	(10)	0	0		0	0	0			
TOTAL OTHER PAYROLL EXPENSE			826	0	0		0	0	0			
TOTAL PERSONNEL SERVICES			8,936	0	0		0	0	0			
MATERIALS & SERVICES												
217-00-000-00-7114	0000	PROGRAM ADVERTISING & PROMOTIONS	958	0	0		0	0	0			
217-00-000-00-7206	0000	INSTRUCTIONAL CONTRACTED SERVICES	5,666	3,115	0		0	0	0			
217-00-000-00-7206	1010	INSTRUCTIONAL CONTRACTED SERVICES	1,919	0	0		0	0	0			
217-00-000-00-7210	0000	OTHER CONTRACTED SERVICES	100	177	0		0	0	0			
217-00-000-00-7213	0000	SOFTWARE & LICENSES	0	109	0		0	0	0			
217-00-000-00-7510	0000	POSTAGE	0	284	0		0	0	0			
217-00-000-00-7601	0000	PRINTING & DUPLICATING	268	287	0		0	0	0			

COLUMBIA GORGE COMMUNITY COLLEGE

Account Number	Prj	Description	Actual 2010-11	Actual 2011-12	ADJ Bgt 2012-13	% of Total	Proposed 2013-14	Approved 2013-14	Adopted 2013-14	\$Chg Incr(Decr)	% of Prior Bgt	% of Total
217-00-000-00-8006	0000	INSTRUCTIONAL SUPPLIES	1,513	2,166	0		0	0	0			
217-00-000-00-8006	1010	INSTRUCTIONAL SUPPLIES	1,820	0	0		0	0	0			
217-00-000-00-8201	0000	CONFERENCE FEES	3,740	0	0		0	0	0			
217-00-000-00-8201	1010	CONFERENCE FEES	212	0	0		0	0	0			
217-00-000-00-8204	0000	NON-EMPLOYEE TRAVEL	0	0	0		0	0	0			
217-00-000-00-8204	1010	NON-EMPLOYEE TRAVEL	2,500	0	0		0	0	0			
217-00-000-00-8205	0000	EMPLOYEE TRAVEL	10,013	2,899	0		0	0	0			
217-00-000-00-8205	1010	EMPLOYEE TRAVEL	437	0	0		0	0	0			
217-00-000-00-8509	0000	FOOD & REFRESHMENTS	1,401	491	0		0	0	0			
217-00-000-00-8803	0000	INSTRUCTIONAL EQUIPMENT <\$5,000	0	0	0		0	0	0			
TOTAL MATERIAL & SERVICES			30,547	9,527	0		0	0	0			
TOTAL EXPENDITURES			39,483	9,527	0		0	0	0			
217-00-000-00-3000	0000	UNAPPROPRIATED ENDING FUND BALANCE	0	0	0		0	0	0			
TOTAL REQUIREMENTS			39,483	9,527	0		0	0	0			
TOTAL RESOURCES LESS REQUIREMENTS			0	0	0		0	0	0			

COLUMBIA GORGE COMMUNITY COLLEGE

Account Number	Prj	Description	Actual 2010-11	Actual 2011-12	ADJ Bgt 2012-13	% of Total	Proposed 2013-14	Approved 2013-14	Adopted 2013-14	\$Chg Incr(Decr)	% of Prior Bgt	% of Total
US DOL CBJT RENEWABLE ENERGY TECHNOLOGY GRANT												
RESOURCES												
218-00-000-00-3000	0000	PRIOR YEAR FUND BALANCE	0	0	0		0	0	0			
218-00-000-00-4053	0000	US DOL CBJT GRANT	357,334	395,315	0		0	0	0			
TOTAL RESOURCES			357,334	395,315	0		0	0	0			
REQUIREMENTS												
PERSONNEL SERVICES												
SALARY EXPENSE												
218-00-000-00-6107	1002	FT PROFESSIONAL SUPPORT SALARIES	53,023	44,610	0		0	0	0			
218-00-000-00-6301	1002	FULL TIME CLASSIFIED WAGES	25,053	13,343	0		0	0	0			
218-00-000-00-6302	1002	PART TIME CLASSIFIED WAGES	20,213	19,227	0		0	0	0			
218-00-000-00-6401	1002	FULL TIME INSTRUCTOR SALARIES	86,231	58,757	0		0	0	0			
218-00-000-00-6421	1002	PART TIME INSTRUCTOR SALARIES	9,126	6,620	0		0	0	0			
218-00-000-00-6443	1002	TUTOR WAGES	0	0	0		0	0	0			
218-00-000-00-6701	1002	STUDENT WAGES	3,969	3,078	0		0	0	0			
218-00-000-00-6801	1002	EMPLOYEE TAXABLE ALLOWANCE	253	202	0		0	0	0			
TOTAL SALARY EXPENSE			197,867	145,839	0		0	0	0			
OTHER PAYROLL EXPENSE												
218-00-000-00-6901	1002	SOCIAL SECURITY	13,889	10,921	0		0	0	0			
218-00-000-00-6902	1002	WORKERS' COMPENSATION INS	727	625	0		0	0	0			
218-00-000-00-6903	1002	STATE WORKERS BENEFIT FUND	126	93	0		0	0	0			
218-00-000-00-6904	1002	UNEMPLOYMENT INSURANCE	3,458	2,350	0		0	0	0			
218-00-000-00-6905	1002	PERS	21,566	19,015	0		0	0	0			
218-00-000-00-6906	1002	DISABILITY INSURANCE	329	227	0		0	0	0			
218-00-000-00-6907	1002	LIFE INSURANCE	59	40	0		0	0	0			
218-00-000-00-6908	1002	HEALTH INSURANCE	40,021	29,225	0		0	0	0			
TOTAL OTHER PAYROLL EXPENSE			80,174	62,497	0		0	0	0			
TOTAL PERSONNEL SERVICES			278,041	208,335	0		0	0	0			
MATERIALS & SERVICES												
218-00-000-00-7210	1002	OTHER CONTRACTED SERVICES	0	9,237	0		0	0	0			
218-00-000-00-7213	1002	SOFTWARE & LICENSES	(160)	452	0		0	0	0			
218-00-000-00-7521	1002	SHIPPING & FREIGHT	25	10	0		0	0	0			
218-00-000-00-7601	1002	PRINTING & DUPLICATING	1,882	474	0		0	0	0			
218-00-000-00-8006	1002	INSTRUCTIONAL SUPPLIES	58,861	31,216	0		0	0	0			
218-00-000-00-8201	1001	CONFERENCE FEES	104	0	0		0	0	0			
218-00-000-00-8201	1002	CONFERENCE FEES	1,614	2,537	0		0	0	0			
218-00-000-00-8204	1002	NON-EMPLOYEE TRAVEL	0	0	0		0	0	0			
218-00-000-00-8205	1001	EMPLOYEE TRAVEL	0	0	0		0	0	0			
218-00-000-00-8205	1002	EMPLOYEE TRAVEL	2,440	3,042	0		0	0	0			
218-00-000-00-8509	1002	FOOD & REFRESHMENTS	0	0	0		0	0	0			
218-00-000-00-8520	1002	PROGRAM RECRUITMENT/RETENTION COSTS	2,372	0	0		0	0	0			
218-00-000-00-8803	1002	INSTRUCTIONAL EQUIPMENT <\$5000	12,156	4,987	0		0	0	0			
TOTAL MATERIAL & SERVICES			79,292	51,955	0		0	0	0			

COLUMBIA GORGE COMMUNITY COLLEGE

Account Number	Prj	Description	Actual 2010-11	Actual 2011-12	ADJ Bgt 2012-13	% of Total	Proposed 2013-14	Approved 2013-14	Adopted 2013-14	\$Chg Incr(Decr)	% of Prior Bgt	% of Total
CAPITAL OUTLAY												
218-00-000-00-9573	1002	INSTRUCTIONAL EQUIPMENT >\$5000	0	135,025	0		0	0	0			
TOTAL CAPITAL OUTLAY			0	135,025	0		0	0	0			
TOTAL EXPENDITURES			357,334	395,315	0		0	0	0			
218-00-000-00-3000	0000	UNAPPROPRIATED ENDING FUND BALANCE	0	0	0		0	0	0			
TOTAL REQUIREMENTS			357,334	395,315	0		0	0	0			
TOTAL RESOURCES LESS REQUIREMENTS			0	0	0		0	0	0			

COLUMBIA GORGE COMMUNITY COLLEGE

Account Number	Prj	Description	Actual 2010-11	Actual 2011-12	ADJ Bgt 2012-13	% of Total	Proposed 2013-14	Approved 2013-14	Adopted 2013-14	\$Chg Incr(Decr)	% of Prior Bgt	% of Total
US DEPARTMENT OF ENERGY GRANT												
RESOURCES												
221-00-000-00-3000	0000	PRIOR YEAR FUND BALANCE	0	0	0		0	0	0			
221-00-000-00-4035	0000	DEPARTMENT OF ENERGY	185,678	50,899	0		0	0	0			
TOTAL RESOURCES			185,678	50,899	0		0	0	0			
REQUIREMENTS												
PERSONNEL SERVICES												
SALARY EXPENSE												
221-00-000-00-6442	0000	SPECIAL PROJECT WAGES	0	0	0		0	0	0			
TOTAL SALARY EXPENSE			0	0	0		0	0	0			
OTHER PAYROLL EXPENSE												
221-00-000-00-6901	0000	SOCIAL SECURITY	0	0	0		0	0	0			
221-00-000-00-6902	0000	WORKERS' COMPENSATION INS	0	0	0		0	0	0			
221-00-000-00-6903	0000	STATE WORKERS BENEFIT FUND	0	0	0		0	0	0			
221-00-000-00-6904	0000	UNEMPLOYMENT INSURANCE	0	0	0		0	0	0			
221-00-000-00-6905	0000	PERS	0	0	0		0	0	0			
TOTAL OTHER PAYROLL EXPENSE			0	0	0		0	0	0			
TOTAL PERSONNEL SERVICES			0	0	0		0	0	0			
MATERIALS & SERVICES												
221-00-000-00-7210	0000	OTHER CONTRACTED SERVICES	38,678	8,328	0		0	0	0			
221-00-000-00-7901	0000	SUBSCRIPTIONS	0	99	0		0	0	0			
221-00-000-00-8006	0000	INSTRUCTIONAL SUPPLIES	0	41,875	0		0	0	0			
221-00-000-00-8009	0000	OFFICE SUPPLIES	0	596	0		0	0	0			
221-00-000-00-8205	0000	EMPLOYEE TRAVEL	0	0	0		0	0	0			
221-00-000-00-8509	0000	FOOD & REFRESHMENTS	0	0	0		0	0	0			
221-00-000-00-8803	0000	INSTRUCTIONAL EQUIPMENT <\$5000	0	0	0		0	0	0			
TOTAL MATERIAL & SERVICES			38,678	50,899	0		0	0	0			
CAPITAL OUTLAY												
221-00-000-00-9573	0000	INSTRUCTIONAL EQUIPMENT >\$5000	147,000	0	0		0	0	0			
TOTAL CAPITAL OUTLAY			147,000	0	0		0	0	0			
TOTAL EXPENDITURES			185,678	50,899	0		0	0	0			
221-00-000-00-3000	0000	UNAPPROPRIATED ENDING FUND BALANCE	0	0	0		0	0	0			
TOTAL REQUIREMENTS			185,678	50,899	0		0	0	0			
TOTAL RESOURCES LESS REQUIREMENTS			0	0	0		0	0	0			

COLUMBIA GORGE COMMUNITY COLLEGE

Account Number	Prj	Description	Actual 2010-11	Actual 2011-12	ADJ Bgt 2012-13	% of Total	Proposed 2013-14	Approved 2013-14	Adopted 2013-14	\$Chg Incr(Decr)	% of Prior Bgt	% of Total
US DEPARTMENT OF LABOR WIA SECTION 171 GRANT												
RESOURCES												
222-00-000-00-3000	0000	PRIOR YEAR FUND BALANCE	0	0	0		0	0	0			
222-00-000-00-4059	0000	US DOL WIA SECTION 171	0	263,224	86,777		0	0	0			
TOTAL RESOURCES			0	263,224	86,777		0	0	0			
REQUIREMENTS												
PERSONNEL SERVICES												
SALARY EXPENSE												
222-00-000-00-6107	0000	FT PROFESSIONAL SUPPORT SALARIES	0	0	0		0	0	0			
222-00-000-00-6108	0000	PT PROFESSIONAL SUPPORT SALARIES	0	0	0		0	0	0			
222-00-000-00-6301	0000	FULL TIME CLASSIFIED WAGES	0	0	0		0	0	0			
222-00-000-00-6302	0000	PART TIME CLASSIFIED WAGES	0	0	0		0	0	0			
222-00-000-00-6401	0000	FULL TIME INSTRUCTOR SALARIES	0	25,715	11,674		0	0	0			
222-00-000-00-6421	0000	PART TIME INSTRUCTOR WAGES	0	3,743	0		0	0	0			
222-00-000-00-6701	0000	STUDENT WAGES	0	0	0		0	0	0			
TOTAL SALARY EXPENSE			0	29,458	11,674		0	0	0			
OTHER PAYROLL EXPENSE												
222-00-000-00-6901	0000	SOCIAL SECURITY	0	2,156	893		0	0	0			
222-00-000-00-6902	0000	WORKERS' COMPENSATION INS	0	131	58		0	0	0			
222-00-000-00-6903	0000	STATE WORKERS BENEFIT FUND	0	8	6		0	0	0			
222-00-000-00-6904	0000	UNEMPLOYMENT INSURANCE	0	380	269		0	0	0			
222-00-000-00-6905	0000	PERS	0	4,793	1,899		0	0	0			
222-00-000-00-6906	0000	DISABILITY INSURANCE	0	51	23		0	0	0			
222-00-000-00-6907	0000	LIFE INSURANCE	0	7	3		0	0	0			
222-00-000-00-6908	0000	HEALTH INSURANCE	0	8,107	4,002		0	0	0			
TOTAL OTHER PAYROLL EXPENSE			0	15,633	7,153		0	0	0			
TOTAL PERSONNEL SERVICES			0	45,091	18,827		0	0	0			
MATERIALS & SERVICES												
222-00-000-00-7113	0000	PROCUREMENT ADVERTISING	0	3,134	0		0	0	0			
222-00-000-00-7210	0000	OTHER CONTRACTED SERVICES	0	8,563	12,228		0	0	0			
222-00-000-00-7510	0000	POSTAGE	0	41	33		0	0	0			
222-00-000-00-8006	0000	INSTRUCTIONAL SUPPLIES	0	311	5,616		0	0	0			
222-00-000-00-8201	0000	CONFERENCE FEES	0	2,242	0		0	0	0			
222-00-000-00-8205	0000	EMPLOYEE TRAVEL	0	3,343	573		0	0	0			
TOTAL MATERIAL & SERVICES			0	17,633	18,450		0	0	0			
CAPITAL OUTLAY												
222-00-000-00-9573	0000	INSTRUCTIONAL EQUIPMENT >\$5000	0	200,500	49,500		0	0	0			
TOTAL CAPITAL OUTLAY			0	200,500	49,500		0	0	0			
TOTAL EXPENDITURES			0	263,224	86,777		0	0	0			
222-00-000-00-3000	0000	UNAPPROPRIATED ENDING FUND BALANCE	0	0	0		0	0	0			
TOTAL REQUIREMENTS			0	263,224	86,777		0	0	0			

COLUMBIA GORGE COMMUNITY COLLEGE

Account Number	Prj	Description	Actual 2010-11	Actual 2011-12	ADJ Bgt 2012-13	% of Total	Proposed 2013-14	Approved 2013-14	Adopted 2013-14	\$Chg Incr(Decr)	% of Prior Bgt	% of Total
TOTAL RESOURCES LESS REQUIREMENTS			0	0	0		0	0	0			

COLUMBIA GORGE COMMUNITY COLLEGE

Account Number	Prj	Description	Actual 2010-11	Actual 2011-12	ADJ Bgt 2012-13	% of Total	Proposed 2013-14	Approved 2013-14	Adopted 2013-14	\$Chg Incr(Decr)	% of Prior Bgt	% of Total
US DEPARTMENT OF LABOR STATE ENERGY SECTOR PARTNERSHIP GRANT												
RESOURCES												
223-00-000-00-3000	0000	PRIOR YEAR FUND BALANCE	0	0	0		0	0	0			
223-00-000-00-4058	0000	US DOL 17.275 ARRA	18,610	29,177	25,000		0	0	0			
TOTAL RESOURCES			18,610	29,177	25,000		0	0	0			
REQUIREMENTS												
PERSONNEL SERVICES												
SALARY EXPENSE												
223-00-000-00-6107	0000	FT PROFESSIONAL SUPPORT SALARIES	11,280	10,899	8,440		0	0	0			
223-00-000-00-6108	0000	PT PROFESSIONAL SUPPORT SALARIES	0	0	0		0	0	0			
223-00-000-00-6421	0000	PART TIME INSTRUCTOR WAGES	0	4,630	3,087		0	0	0			
223-00-000-00-6442	0000	SPECIAL PROJECT WAGES	724	1,967	2,180		0	0	0			
223-00-000-00-6443	0000	TUTOR WAGES	0	0	0		0	0	0			
223-00-000-00-6801	0000	EMPLOYEE TAXABLE ALLOWANCE	135	135	0		0	0	0			
TOTAL SALARY EXPENSE			12,138	17,632	13,707		0	0	0			
OTHER PAYROLL EXPENSE												
223-00-000-00-6901	0000	SOCIAL SECURITY	929	1,349	1,049		0	0	0			
223-00-000-00-6902	0000	WORKERS' COMPENSATION INS	45	77	69		0	0	0			
223-00-000-00-6903	0000	STATE WORKERS BENEFIT FUND	7	8	7		0	0	0			
223-00-000-00-6904	0000	UNEMPLOYMENT INSURANCE	203	341	315		0	0	0			
223-00-000-00-6905	0000	PERS	1,462	2,647	2,230		0	0	0			
223-00-000-00-6906	0000	DISABILITY INSURANCE	23	22	17		0	0	0			
223-00-000-00-6907	0000	LIFE INSURANCE	4	3	3		0	0	0			
223-00-000-00-6908	0000	HEALTH INSURANCE	2,138	1,855	1,523		0	0	0			
TOTAL OTHER PAYROLL EXPENSE			4,810	6,302	5,213		0	0	0			
TOTAL PERSONNEL SERVICES			16,948	23,934	18,920		0	0	0			
MATERIALS & SERVICES												
223-00-000-00-7206	0000	INSTRUCTIONAL CONTRACTED SERVICES	335	0	0		0	0	0			
223-00-000-00-7210	0000	OTHER CONTRACTED SERVICES	0	0	0		0	0	0			
223-00-000-00-7213	0000	SOFTWARE & LICENSES	0	0	0		0	0	0			
223-00-000-00-7510	0000	POSTAGE	2	0	0		0	0	0			
223-00-000-00-7521	0000	SHIPPING & FREIGHT	0	0	0		0	0	0			
223-00-000-00-7601	0000	PRINTING & DUPLICATING	0	0	100		0	0	0			
223-00-000-00-7614	0000	PROGRAM MARKETING PRINTING	0	0	0		0	0	0			
223-00-000-00-8006	0000	INSTRUCTIONAL SUPPLIES	0	0	0		0	0	0			
223-00-000-00-8009	0000	OFFICE SUPPLES	0	0	250		0	0	0			
223-00-000-00-8201	0000	CONFERENCE FEES	192	0	1,500		0	0	0			
223-00-000-00-8205	0000	EMPLOYEE TRAVEL	1,109	278	1,500		0	0	0			
223-00-000-00-8509	0000	FOOD & REFRESHMENTS	0	0	250		0	0	0			
223-00-000-00-8513	0000	INDIRECT COST EXPENSE	0	4,964	1,875		0	0	0			
223-00-000-00-8515	0000	MEETING & CONFERENCE EXPENSE	24	0	605		0	0	0			
TOTAL MATERIAL & SERVICES			1,662	5,243	6,080		0	0	0			
TOTAL EXPENDITURES			18,610	29,177	25,000		0	0	0			

COLUMBIA GORGE COMMUNITY COLLEGE

Account Number	Prj	Description	Actual 2010-11	Actual 2011-12	ADJ Bgt 2012-13	% of Total	Proposed 2013-14	Approved 2013-14	Adopted 2013-14	\$Chg Incr(Decr)	% of Prior Bgt	% of Total
223-00-000-00-3000	0000	UNAPPROPRIATED ENDING FUND BALANCE	0	0	0		0	0	0			
		TOTAL REQUIREMENTS	18,610	29,177	25,000		0	0	0			
		TOTAL RESOURCES LESS REQUIREMENTS	0	0	0		0	0	0			

COLUMBIA GORGE COMMUNITY COLLEGE

Account Number	Prj	Description	Actual 2010-11	Actual 2011-12	ADJ Bgt 2012-13	% of Total	Proposed 2013-14	Approved 2013-14	Adopted 2013-14	\$Chg Incr(Decr)	% of Prior Bgt	% of Total
CUSTOMIZED TRAINING												
RESOURCES												
225-00-000-00-3000	0000	PRIOR YEAR FUND BALANCE	67,827	49,631	45,000		35,860	35,860	35,860			
225-00-000-00-4552	0000	APPLICATION FEES	420	0	0		420	420	420			
225-00-000-00-4559	0000	TESTING FEES	1,500	1,500	0		1,500	1,500	1,500			
225-00-000-00-4703	0000	CUSTOMIZED TRAINING REVENUE	41,343	35,196	100,000		150,000	150,000	150,000			
225-00-000-00-4716	0000	SHIPPING REVENUE	96	77	0		96	96	96			
TOTAL RESOURCES			111,186	86,404	145,000		187,876	187,876	187,876			
REQUIREMENTS												
PERSONNEL SERVICES												
SALARY EXPENSE												
225-00-000-00-6107	0000	FT PROFESSIONAL SUPPORT SALARIES	0	0	0		0	0	0			
225-00-000-00-6421	0000	PART TIME INSTRUCTOR WAGES	4,715	1,945	11,000		4,715	4,715	4,715			
225-00-000-00-6441	0000	CURRICULUM DEVELOPMENT WAGES	1,321	167	0		1,321	1,321	1,321			
225-00-000-00-6442	0000	SPECIAL PROJECT WAGES	3,806	31	6,000		3,806	3,806	3,806			
225-00-000-00-6701	0000	STUDENT WAGES	285	0	0		285	285	285			
225-00-000-00-6801	0000	EMPLOYEE TAXABLE ALLOWANCE	0	0	0		0	0	0			
TOTAL SALARY EXPENSE			10,127	2,143	17,000		10,127	10,127	10,127			
OTHER PAYROLL EXPENSE												
225-00-000-00-6901	0000	SOCIAL SECURITY	699	164	1,301		699	699	699			
225-00-000-00-6902	0000	WORKERS' COMPENSATION INS	37	9	85		37	37	37			
225-00-000-00-6903	0000	STATE WORKERS BENEFIT FUND	5	1	9		5	5	5			
225-00-000-00-6904	0000	UNEMPLOYMENT INSURANCE	187	49	391		187	187	187			
225-00-000-00-6905	0000	PERS	441	0	2,766		989	989	989			
225-00-000-00-6906	0000	DISABILITY INSURANCE	0	0	0		10	10	10			
225-00-000-00-6907	0000	LIFE INSURANCE	0	0	0		14	14	14			
225-00-000-00-6908	0000	HEALTH INSURANCE	0	0	0		0	0	0			
TOTAL OTHER PAYROLL EXPENSE			1,369	224	4,552		1,941	1,941	1,941			
TOTAL PERSONNEL SERVICES			11,496	2,367	21,552		12,068	12,068	12,068			
MATERIALS & SERVICES												
225-00-000-00-7206	0000	INSTRUCTIONAL CONTRACTED SERVICES	17,852	30,340	92,228		138,350	138,350	138,350			
225-00-000-00-7213	0000	SOFTWARE & LICENSES	0	2,800	1,400		2,800	2,800	2,800			
225-00-000-00-7510	0000	POSTAGE	105	6	150		105	105	105			
225-00-000-00-7521	0000	SHIPPING & FREIGHT	57	9	150		57	57	57			
225-00-000-00-7601	0000	PRINTING & DUPLICATING	664	73	300		664	664	664			
225-00-000-00-7614	0000	PROGRAM MARKETING PRINTING	0	0	0		0	0	0			
225-00-000-00-8006	0000	INSTRUCTIONAL SUPPLIES	2,142	1,788	6,000		7,142	7,142	7,142			
225-00-000-00-8009	0000	OFFICE SUPPLIES	0	0	920		0	0	0			
225-00-000-00-8201	0000	CONFERENCE FEES	180	604	1,500		604	604	604			
225-00-000-00-8204	0000	NON-EMPLOYEE TRAVEL	463	0	100		0	0	0			
225-00-000-00-8205	0000	EMPLOYEE TRAVEL	780	730	5,000		780	780	780			
225-00-000-00-8504	0000	CURRICULUM ACQUISITION	0	0	5,000		0	0	0			
225-00-000-00-8509	0000	FOOD & REFRESHMENTS	305	22	500		305	305	305			

COLUMBIA GORGE COMMUNITY COLLEGE

Account Number	Prj	Description	Actual 2010-11	Actual 2011-12	ADJ Bgt 2012-13	% of Total	Proposed 2013-14	Approved 2013-14	Adopted 2013-14	\$Chg Incr(Decr)	% of Prior Bgt	% of Total
225-00-000-00-8515	0000	MEETING & CONFERENCE EXPENSE	0	0	1,500		0	0	0			
225-00-000-00-8516	0000	MEMBERSHIP FEES & DUES	0	0	1,200		15,000	15,000	15,000			
225-00-000-00-8803	0000	INSTRUCTIONAL EQUIPMENT <\$5000	0	6,806	2,500		10,000	10,000	10,000			
TOTAL MATERIAL & SERVICES			22,548	43,177	118,448		175,807	175,807	175,807			
TRANSFERS												
225-00-000-00-9901	0000	TRANSFER TO GENERAL FUND	27,511	5,000	5,000		1	1	1			
TOTAL TRANSFERS			27,511	5,000	5,000		1	1	1			
TOTAL EXPENDITURES			61,556	50,544	145,000		187,876	187,876	187,876			
225-00-000-00-3000	0000	UNAPPROPRIATED ENDING FUND BALANCE	49,631	35,860	0		0	0	0			
TOTAL REQUIREMENTS			111,186	86,404	145,000		187,876	187,876	187,876			
TOTAL RESOURCES LESS REQUIREMENTS			0	0	0		0	0	0			

COLUMBIA GORGE COMMUNITY COLLEGE

Account Number	Prj	Description	Actual 2010-11	Actual 2011-12	ADJ Bgt 2012-13	% of Total	Proposed 2013-14	Approved 2013-14	Adopted 2013-14	\$Chg Incr(Decr)	% of Prior Bgt	% of Total
SBDC PROGRAM INCOME												
RESOURCES												
227-00-000-00-3000	0000	PRIOR YEAR FUND BALANCE	3,552	2,499	0		9,773	9,773	9,773			
227-00-000-00-4411	0000	NON-CREDIT TUITION	5,084	6,360	27,566		6,360	6,360	6,360			
227-00-000-00-4501	0000	INSTRUCTIONAL FEES	1,560	1,240	3,500		1,560	1,560	1,560			
227-00-000-00-4502	0000	MATERIALS FEES	0	0	200		0	0	0			
227-00-000-00-4705	0000	KITCHEN USE FEE	2,233	8,089	3,500		8,089	8,089	8,089			
227-00-000-00-4714	0000	PROGRAM INCOME	0	0	0		0	0	0			
TOTAL RESOURCES			12,428	18,187	34,766		25,782	25,782	25,782			
REQUIREMENTS												
PERSONNEL SERVICES												
SALARY EXPENSE												
227-00-000-00-6108	0000	PT PROFESSIONAL SUPPORT SALARIES	3,251	3,019	5,796		3,251	3,251	3,251			
227-00-000-00-6421	0000	PART TIME INSTRUCTOR WAGES	252	0	4,000		252	252	252			
TOTAL SALARY EXPENSE			3,503	3,019	9,796		3,503	3,503	3,503			
OTHER PAYROLL EXPENSE												
227-00-000-00-6901	0000	SOCIAL SECURITY	268	231	749		268	268	268			
227-00-000-00-6902	0000	WORKERS' COMPENSATION INS	13	13	49		13	13	13			
227-00-000-00-6903	0000	STATE WORKERS BENEFIT FUND	2	2	5		2	2	2			
227-00-000-00-6904	0000	UNEMPLOYMENT INSURANCE	72	69	225		72	72	72			
227-00-000-00-6905	0000	PERS	0	0	0		0	0	0			
227-00-000-00-6906	0000	DISABILITY INSURANCE	0	0	0		0	0	0			
227-00-000-00-6907	0000	LIFE INSURANCE	0	0	0		0	0	0			
227-00-000-00-6908	0000	HEALTH INSURANCE	0	0	0		0	0	0			
TOTAL OTHER PAYROLL EXPENSE			355	315	1,028		355	355	355			
TOTAL PERSONNEL SERVICES			3,858	3,334	10,824		3,858	3,858	3,858			
MATERIALS & SERVICES												
227-00-000-00-7114	0000	PROGRAM ADVERTISING & PROMOTIONS	0	0	200		0	0	0			
227-00-000-00-7206	0000	INSTRUCTIONAL CONTRACTED SERVICES	1,050	0	3,000		3,000	3,000	3,000			
227-00-000-00-7210	0000	OTHER CONTRACTED SERVICES	3,600	3,600	3,090		8,600	8,600	8,600			
227-00-000-00-7213	0000	SOFTWARE & LICENSES	0	0	2,000		0	0	0			
227-00-000-00-7510	0000	POSTAGE	1	0	200		1	1	1			
227-00-000-00-7521	0000	SHIPPING & FREIGHT	0	0	0		0	0	0			
227-00-000-00-7601	0000	PRINTING & DUPLICATING	0	0	400		0	0	0			
227-00-000-00-7702	0000	FACILITY LEASE	0	0	150		0	0	0			
227-00-000-00-7802	0000	GRANT SCHOLARSHIPS	800	0	2,000		800	800	800			
227-00-000-00-7901	0000	SUBSCRIPTIONS	0	0	30		0	0	0			
227-00-000-00-8006	0000	INSTRUCTIONAL SUPPLIES	444	0	559		1,000	1,000	1,000			
227-00-000-00-8009	0000	OFFICE SUPPLIES	0	0	500		0	0	0			
227-00-000-00-8011	0000	REFERENCE MATERIALS	0	0	500		0	0	0			
227-00-000-00-8201	0000	CONFERENCE FEES	0	0	0		0	0	0			
227-00-000-00-8204	0000	NON-EMPLOYEE TRAVEL	0	0	0		0	0	0			
227-00-000-00-8205	0000	EMPLOYEE TRAVEL	0	0	3,000		1,000	1,000	1,000			

COLUMBIA GORGE COMMUNITY COLLEGE

Account Number	Prj	Description	Actual 2010-11	Actual 2011-12	ADJ Bgt 2012-13	% of Total	Proposed 2013-14	Approved 2013-14	Adopted 2013-14	\$Chg Incr(Decr)	% of Prior Bgt	% of Total
227-00-000-00-8508	0000	EQUIPMENT REPAIR	0	475	1,748		1,000	1,000	1,000			
227-00-000-00-8509	0000	FOOD & REFRESHMENTS	0	0	0		0	0	0			
227-00-000-00-8516	0000	MEMBERSHIP FEES & DUES	0	0	0		1,500	1,500	1,500			
227-00-000-00-8518	0000	PERMITS & LICENSES	(3)	0	569		17	17	17			
227-00-000-00-8802	0000	INFO TECH EQUIPMENT <\$5000	6	0	0		6	6	6			
227-00-000-00-8803	0000	INSTRUCTIONAL EQUIPMENT <\$5000	0	0	4,986		0	0	0			
227-00-000-00-8805	0000	OTHER MINOR EQUIPMENT <\$5000	172	1,005	1,010		5,000	5,000	5,000			
TOTAL MATERIAL & SERVICES			6,071	5,080	23,942		21,924	21,924	21,924			
TOTAL EXPENDITURES			9,929	8,414	34,766		25,782	25,782	25,782			
227-00-000-00-3000	0000	UNAPPROPRIATED ENDING FUND BALANCE	2,499	9,773	0		0	0	0			
TOTAL REQUIREMENTS			12,428	18,187	34,766		25,782	25,782	25,782			
TOTAL RESOURCES LESS REQUIREMENTS			0	0	0		0	0	0			

COLUMBIA GORGE COMMUNITY COLLEGE

Account Number	Prj	Description	Actual 2010-11	Actual 2011-12	ADJ Bgt 2012-13	% of Total	Proposed 2013-14	Approved 2013-14	Adopted 2013-14	\$Chg Incr(Decr)	% of Prior Bgt	% of Total
FEDERAL SBA SBDC GRANT												
RESOURCES												
228-00-000-00-3000	0000	PRIOR YEAR FUND BALANCE	0	0	0		0	0	0			
228-00-000-00-4081	0000	US SBA SBDC GRANT	35,304	35,250	49,050		42,204	42,204	42,204			
TOTAL RESOURCES			35,304	35,250	49,050		42,204	42,204	42,204			
REQUIREMENTS												
PERSONNEL SERVICES												
SALARY EXPENSE												
228-00-000-00-6105	0000	DIRECTOR SALARIES	22,337	21,835	29,300		20,163	20,163	20,163			
228-00-000-00-6108	0000	PT PROFESSIONAL SUPPORT SALARIES	0	4,427	4,525		4,427	4,427	4,427			
228-00-000-00-6301	0000	FULL TIME CLASSIFIED WAGES	0	0	0		0	0	0			
228-00-000-00-6442	0000	SPECIAL PROJECT WAGES	0	0	0		0	0	0			
228-00-000-00-6801	0000	EMPLOYEE TAXABLE ALLOWANCE	0	145	0		0	0	0			
TOTAL SALARY EXPENSE			22,337	26,407	33,825		24,590	24,590	24,590			
OTHER PAYROLL EXPENSE												
228-00-000-00-6901	0000	SOCIAL SECURITY	1,708	2,020	2,587		1,890	1,890	1,890			
228-00-000-00-6902	0000	WORKERS' COMPENSATION INS	82	116	168		116	116	116			
228-00-000-00-6903	0000	STATE WORKERS BENEFIT FUND	10	13	19		13	13	13			
228-00-000-00-6904	0000	UNEMPLOYMENT INSURANCE	286	383	778		383	383	383			
228-00-000-00-6905	0000	PERS	2,690	3,559	4,767		3,559	3,559	3,559			
228-00-000-00-6906	0000	DISABILITY INSURANCE	56	44	62		44	44	44			
228-00-000-00-6907	0000	LIFE INSURANCE	10	5	7		10	10	10			
228-00-000-00-6908	0000	HEALTH INSURANCE	3,124	2,703	3,837		3,124	3,124	3,124			
TOTAL OTHER PAYROLL EXPENSE			7,967	8,843	12,225		9,139	9,139	9,139			
TOTAL PERSONNEL SERVICES			30,304	35,250	46,050		33,729	33,729	33,729			
MATERIALS & SERVICES												
228-00-000-00-7802	0000	GRANT SCHOLARSHIPS	0	0	0		0	0	0			
228-00-000-00-8006	0000	INSTRUCTIONAL SUPPLIES	0	0	0		0	0	0			
228-00-000-00-8205	0000	EMPLOYEE TRAVEL	0	0	3,000		900	900	900			
228-00-000-00-8504	0000	CURRICULUM ACQUISITION	0	0	0		0	0	0			
228-00-000-00-8802	0000	INFO TECH EQUIPMENT <\$5000	5,000	0	0		7,575	7,575	7,575			
TOTAL MATERIAL & SERVICES			5,000	0	3,000		8,475	8,475	8,475			
TRANSFERS												
228-00-000-00-9901	0000	TRANSFER TO GENERAL FUND	0	0	0		0	0	0			
TOTAL TRANSFERS			0	0	0		0	0	0			
TOTAL EXPENDITURES			35,304	35,250	49,050		42,204	42,204	42,204			
228-00-000-00-3000	0000	UNAPPROPRIATED ENDING FUND BALANCE	0	0	0		0	0	0			
TOTAL REQUIREMENTS			35,304	35,250	49,050		42,204	42,204	42,204			
TOTAL RESOURCES LESS REQUIREMENTS			0	0	0		0	0	0			

COLUMBIA GORGE COMMUNITY COLLEGE

Account Number	Prj	Description	Actual 2010-11	Actual 2011-12	ADJ Bgt 2012-13	% of Total	Proposed 2013-14	Approved 2013-14	Adopted 2013-14	\$Chg Incr(Decr)	% of Prior Bgt	% of Total
STATE SBDC GRANT												
RESOURCES												
229-00-000-00-3000	0000	PRIOR YEAR FUND BALANCE	0	0	0		0	0	0			
229-00-000-00-4154	0000	OR SBDC	29,769	34,804	29,804		40,804	40,804	40,804			
TOTAL RESOURCES			29,769	34,804	29,804		40,804	40,804	40,804			
REQUIREMENTS												
PERSONNEL SERVICES												
SALARY EXPENSE												
229-00-000-00-6105	0000	DIRECTOR SALARIES	21,962	25,122	21,268		16,067	16,067	16,067			
229-00-000-00-6108	0000	PT PROFESSIONAL SUPPORT SALARIES	0	0	0		12,123	12,123	12,123			
229-00-000-00-6301	0000	FULL TIME CLASSIFIED WAGES	0	0	0		0	0	0			
229-00-000-00-6442	0000	SPECIAL PROJECT WAGES	0	0	0		0	0	0			
229-00-000-00-6801	0000	EMPLOYEE TAXABLE ALLOWANCE	0	0	0		0	0	0			
TOTAL SALARY EXPENSE			21,962	25,122	21,268		28,190	28,190	28,190			
OTHER PAYROLL EXPENSE												
229-00-000-00-6901	0000	SOCIAL SECURITY	1,681	1,922	1,627		2,157	2,157	2,157			
229-00-000-00-6902	0000	WORKERS' COMPENSATION INS	81	110	106		133	133	133			
229-00-000-00-6903	0000	STATE WORKERS BENEFIT FUND	10	11	11		18	18	18			
229-00-000-00-6904	0000	UNEMPLOYMENT INSURANCE	281	404	489		648	648	648			
229-00-000-00-6905	0000	PERS	2,637	4,087	3,460		5,929	5,929	5,929			
229-00-000-00-6906	0000	DISABILITY INSURANCE	44	50	43		59	59	59			
229-00-000-00-6907	0000	LIFE INSURANCE	5	6	5		43	43	43			
229-00-000-00-6908	0000	HEALTH INSURANCE	3,068	3,090	2,795		3,627	3,627	3,627			
TOTAL OTHER PAYROLL EXPENSE			7,807	9,682	8,536		12,614	12,614	12,614			
TOTAL PERSONNEL SERVICES			29,769	34,804	29,804		40,804	40,804	40,804			
TRANSFERS												
229-00-000-00-9901	0000	TRANSFER TO GENERAL FUND	0	0	0		0	0	0			
TOTAL TRANSFERS			0	0	0		0	0	0			
TOTAL EXPENDITURES			29,769	34,804	29,804		40,804	40,804	40,804			
229-00-000-00-3000	0000	UNAPPROPRIATED ENDING FUND BALANCE	0	0	0		0	0	0			
TOTAL REQUIREMENTS			29,769	34,804	29,804		40,804	40,804	40,804			
TOTAL RESOURCES LESS REQUIREMENTS			0	0	0		0	0	0			

COLUMBIA GORGE COMMUNITY COLLEGE

Account Number	Prj	Description	Actual 2010-11	Actual 2011-12	ADJ Bgt 2012-13	% of Total	Proposed 2013-14	Approved 2013-14	Adopted 2013-14	\$Chg Incr(Decr)	% of Prior Bgt	% of Total
FUNDAMENTALS OF CAREGIVING												
RESOURCES												
230-00-000-00-3000	0000	PRIOR YEAR FUND BALANCE	1,642	319	6,000		3,992	3,992	3,992			
230-00-000-00-4411	0000	NON-CREDIT TUITION	0	0	1,500		0	0	0			
230-00-000-00-4703	0000	CUSTOMIZED TRAINING REVENUE	21,864	10,784	14,500		21,864	21,864	21,864			
TOTAL RESOURCES			23,506	11,103	22,000		25,856	25,856	25,856			
REQUIREMENTS												
PERSONNEL SERVICES												
SALARY EXPENSE												
230-00-000-00-6421	0000	PART TIME INSTRUCTOR WAGES	8,017	3,708	12,000		8,017	8,017	8,017			
TOTAL SALARY EXPENSE			8,017	3,708	12,000		8,017	8,017	8,017			
OTHER PAYROLL EXPENSE												
230-00-000-00-6901	0000	SOCIAL SECURITY	613	284	918		613	613	613			
230-00-000-00-6902	0000	WORKERS' COMPENSATION INS	29	16	60		38	38	38			
230-00-000-00-6903	0000	STATE WORKERS BENEFIT FUND	5	2	6		5	5	5			
230-00-000-00-6904	0000	UNEMPLOYMENT INSURANCE	166	85	276		184	184	184			
230-00-000-00-6905	0000	PERS	616	600	1,952		1,685	1,685	1,685			
230-00-000-00-6906	0000	DISABILITY INSURANCE	0	0	0		17	17	17			
230-00-000-00-6907	0000	LIFE INSURANCE	0	0	0		14	14	14			
230-00-000-00-6908	0000	HEALTH INSURANCE	0	0	0		0	0	0			
TOTAL OTHER PAYROLL EXPENSE			1,430	987	3,212		2,556	2,556	2,556			
TOTAL PERSONNEL SERVICES			9,447	4,695	15,212		10,573	10,573	10,573			
MATERIALS & SERVICES												
230-00-000-00-7206	0000	INSTRUCTIONAL CONTRACTED SERVICES	120	0	1,000		12,000	12,000	12,000			
230-00-000-00-7510	0000	POSTAGE	13	5	150		13	13	13			
230-00-000-00-7521	0000	SHIPPING & FREIGHT	7	0	0		7	7	7			
230-00-000-00-7601	0000	PRINTING & DUPLICATING	0	0	100		0	0	0			
230-00-000-00-8006	0000	INSTRUCTIONAL SUPPLIES	147	11	1,200		500	500	500			
230-00-000-00-8201	0000	CONFERENCE FEES	0	100	100		262	262	262			
230-00-000-00-8205	0000	EMPLOYEE TRAVEL	969	300	1,189		1,500	1,500	1,500			
230-00-000-00-8516	0000	MEMBERSHIP DUES & FEES	0	0	50		0	0	0			
230-00-000-00-8802	0000	INFO TECH EQUIPMENT <\$5000	0	0	0		1,000	1,000	1,000			
230-00-000-00-8805	0000	OTHER MINOR EQUIPMENT <\$5000	0	0	0		0	0	0			
TOTAL MATERIAL & SERVICES			1,257	416	3,789		15,282	15,282	15,282			
TRANSFERS												
230-00-000-00-9901	0000	TRANSFER TO GENERAL FUND	12,483	2,000	2,999		1	1	1			
TOTAL TRANSFERS			12,483	2,000	2,999		1	1	1			
TOTAL EXPENDITURES			23,187	7,111	22,000		25,856	25,856	25,856			
230-00-000-00-3000	0000	UNAPPROPRIATED ENDING FUND BALANCE	319	3,992	0		0	0	0			
TOTAL REQUIREMENTS			23,506	11,103	22,000		25,856	25,856	25,856			
TOTAL RESOURCES LESS REQUIREMENTS			0	0	0		0	0	0			

COLUMBIA GORGE COMMUNITY COLLEGE

Account Number	Prj	Description	Actual 2010-11	Actual 2011-12	ADJ Bgt 2012-13	% of Total	Proposed 2013-14	Approved 2013-14	Adopted 2013-14	\$Chg Incr(Decr)	% of Prior Bgt	% of Total
MID-COLUMBIA ECONOMIC DEVELOPMENT DISTRICT												
RESOURCES												
232-00-000-00-3000	0000	PRIOR YEAR FUND BALANCE	0	0	0		0	0	0			
232-00-000-00-4314	0000	KLICKITAT-SKAMANIA LOAN FUND	1,876	2,619	6,000		0	0	0			
232-00-000-00-4315	0000	KLICKITAT MICROENTERPRISE PROJECT	3,959	4,683	9,000		0	0	0			
TOTAL RESOURCES			5,836	7,302	15,000		0	0	0			
REQUIREMENTS												
PERSONNEL SERVICES												
SALARY EXPENSE												
232-00-000-00-6108	1010	PT PROFESSIONAL SUPPORT SALARIES-PRJ	1,555	2,193	4,321		0	0	0			
232-00-000-00-6108	1011	PT PROFESSIONAL SUPPORT SALARIES-PRJ	2,232	3,354	5,649		0	0	0			
TOTAL SALARY EXPENSE			3,787	5,548	9,970		0	0	0			
OTHER PAYROLL EXPENSE												
232-00-000-00-6901	1010	SOCIAL SECURITY	119	168	331		0	0	0			
232-00-000-00-6901	1011	SOCIAL SECURITY	171	257	432		0	0	0			
232-00-000-00-6902	1010	WORKERS' COMPENSATION INS	6	10	22		0	0	0			
232-00-000-00-6902	1011	WORKERS' COMPENSATION INS	8	15	28		0	0	0			
232-00-000-00-6903	1010	STATE WORKERS BENEFIT FUND	1	1	6		0	0	0			
232-00-000-00-6903	1011	STATE WORKERS BENEFIT FUND	2	2	8		0	0	0			
232-00-000-00-6904	1010	UNEMPLOYMENT INSURANCE	36	50	99		0	0	0			
232-00-000-00-6904	1011	UNEMPLOYMENT INSURANCE	51	77	130		0	0	0			
232-00-000-00-6905	1010	PERS	0	0	703		0	0	0			
232-00-000-00-6905	1011	PERS	0	0	919		0	0	0			
232-00-000-00-6906	1010	DISABILITY INSURANCE	0	0	9		0	0	0			
232-00-000-00-6906	1011	DISABILITY INSURANCE	0	0	11		0	0	0			
232-00-000-00-6907	1010	LIFE INSURANCE	0	0	0		0	0	0			
232-00-000-00-6907	1011	LIFE INSURANCE	0	0	0		0	0	0			
232-00-000-00-6908	1010	HEALTH INSURANCE	0	0	0		0	0	0			
232-00-000-00-6908	1011	HEALTH INSURANCE	0	0	0		0	0	0			
TOTAL OTHER PAYROLL EXPENSE			393	580	2,698		0	0	0			
TOTAL PERSONNEL SERVICES			4,180	6,127	12,668		0	0	0			
MATERIALS & SERVICES												
232-00-000-00-7510	1011	POSTAGE		146								
232-00-000-00-8006	1010	INSTRUCTIONAL SUPPLIES	0	15	50		0	0	0			
232-00-000-00-8006	1011	INSTRUCTIONAL SUPPLIES	1,198	744	1,332		0	0	0			
232-00-000-00-8205	1010	EMPLOYEE TRAVEL	160	36	450		0	0	0			
232-00-000-00-8205	1011	EMPLOYEE TRAVEL	297	234	500		0	0	0			
TOTAL MATERIAL & SERVICES			1,655	1,175	2,332		0	0	0			
TOTAL EXPENDITURES			5,836	7,302	15,000		0	0	0			
232-00-000-00-3000	0000	UNAPPROPRIATED ENDING FUND BALANCE	0	0	0		0	0	0			
TOTAL REQUIREMENTS			5,836	7,302	15,000		0	0	0			
TOTAL RESOURCES LESS REQUIREMENTS			0	0	0		0	0	0			

COLUMBIA GORGE COMMUNITY COLLEGE

Account Number	Prj	Description	Actual 2010-11	Actual 2011-12	ADJ Bgt 2012-13	% of Total	Proposed 2013-14	Approved 2013-14	Adopted 2013-14	\$Chg Incr(Decr)	% of Prior Bgt	% of Total
TITLE II AEFLA COMP GRANT												
RESOURCES												
240-00-000-00-3000	0000	PRIOR YEAR FUND BALANCE	0	0	0		0	0	0			
240-00-000-00-4021	0000	US ED WIA TITLE II AEFLA COMPR 84.002	83,571	104,231	82,617		81,164	81,164	81,164			
TOTAL RESOURCES			83,571	104,231	82,617		81,164	81,164	81,164			
REQUIREMENTS												
PERSONNEL SERVICES												
SALARY EXPENSE												
240-00-000-00-6108	0000	PT PROFESSIONAL SUPPORT SALARIES	0	5,748	0		0	0	0			
240-00-000-00-6302	0000	PART TIME CLASSIFIED WAGES	3,228	0	0		0	0	0			
240-00-000-00-6421	0000	PART TIME INSTRUCTOR WAGES	68,755	79,614	64,698		64,500	64,500	64,500			
240-00-000-00-6442	0000	SPECIAL PROJECT WAGES	0	491	0		491	491	491			
TOTAL SALARY EXPENSE			71,983	85,854	64,698		64,991	64,991	64,991			
OTHER PAYROLL EXPENSE												
240-00-000-00-6901	0000	SOCIAL SECURITY	5,521	6,567	4,949		4,930	4,930	4,930			
240-00-000-00-6902	0000	WORKERS' COMPENSATION INS	265	381	323		303	303	303			
240-00-000-00-6903	0000	STATE WORKERS BENEFIT FUND	26	31	32		22	22	22			
240-00-000-00-6904	0000	UNEMPLOYMENT INSURANCE	1,559	1,974	1,488		784	784	784			
240-00-000-00-6905	0000	PERS	4,154	9,423	10,527		9,423	9,423	9,423			
240-00-000-00-6906	0000	DISABILITY INSURANCE	0	0	0		135	135	135			
240-00-000-00-6907	0000	LIFE INSURANCE	0	0	0		14	14	14			
240-00-000-00-6908	0000	HEALTH INSURANCE	62	0	0		62	62	62			
TOTAL OTHER PAYROLL EXPENSE			11,588	18,377	17,319		15,673	15,673	15,673			
TOTAL PERSONNEL SERVICES			83,571	104,231	82,017		80,664	80,664	80,664			
MATERIALS & SERVICES												
240-00-000-00-8205	0000	EMPLOYEE TRAVEL	0	0	600		500	500	500			
TOTAL MATERIAL & SERVICES			0	0	600		500	500	500			
TOTAL EXPENDITURES			83,571	104,231	82,617		81,164	81,164	81,164			
TRANSFERS												
240-00-000-00-9901	0000	TRANSFER TO GENERAL FUND	0	0	0		0	0	0			
TOTAL TRANSFERS			0	0	0		0	0	0			
TOTAL EXPENDITURES			83,571	104,231	82,017		81,164	81,164	81,164			
240-00-000-00-3000	0000	UNAPPROPRIATED ENDING FUND BALANCE	0	0	600		0	0	0			
TOTAL REQUIREMENTS			83,571	104,231	82,617		81,164	81,164	81,164			
TOTAL RESOURCES LESS REQUIREMENTS			0	0	0		0	0	0			

COLUMBIA GORGE COMMUNITY COLLEGE

Account Number	Prj	Description	Actual 2010-11	Actual 2011-12	ADJ Bgt 2012-13	% of Total	Proposed 2013-14	Approved 2013-14	Adopted 2013-14	\$Chg Incr(Decr)	% of Prior Bgt	% of Total
ACCOUNTABILITY GRANT												
RESOURCES												
241-00-000-00-3000	0000	PRIOR YEAR FUND BALANCE	0	0	0		0	0	0			
241-00-000-00-4022	0000	US ED ACCOUNTABILITY	11,024	12,000	0		0	0	0			
TOTAL RESOURCES			11,024	12,000	0		0	0	0			
REQUIREMENTS												
PERSONNEL SERVICES												
SALARY EXPENSE												
241-00-000-00-6301	0000	FULL TIME CLASSIFIED WAGES	0	0	0		0	0	0			
241-00-000-00-6302	0000	PART TIME CLASSIFIED WAGES	3,395	2,938	0		0	0	0			
241-00-000-00-6442	0000	SPECIAL PROJECT WAGES	3,257	3,856	0		0	0	0			
TOTAL SALARY EXPENSE			6,652	6,795	0		0	0	0			
OTHER PAYROLL EXPENSE												
241-00-000-00-6901	0000	SOCIAL SECURITY	500	505	0		0	0	0			
241-00-000-00-6902	0000	WORKERS' COMPENSATION INS	24	31	0		0	0	0			
241-00-000-00-6903	0000	STATE WORKERS BENEFIT FUND	5	5	0		0	0	0			
241-00-000-00-6904	0000	UNEMPLOYMENT INSURANCE	130	156	0		0	0	0			
241-00-000-00-6905	0000	PERS	702	746	0		0	0	0			
241-00-000-00-6906	0000	DISABILITY INSURANCE	0	0	0		0	0	0			
241-00-000-00-6907	0000	LIFE INSURANCE	0	0	0		0	0	0			
241-00-000-00-6908	0000	HEALTH INSURANCE	1	194	0		0	0	0			
TOTAL OTHER PAYROLL EXPENSE			1,361	1,636	0		0	0	0			
TOTAL PERSONNEL SERVICES			8,013	8,431	0		0	0	0			
MATERIALS & SERVICES												
241-00-000-00-7213	0000	SOFTWARE & LICENSES	800	0	0		0	0	0			
241-00-000-00-8006	0000	INSTRUCTIONAL SUPPLIES	1,510	3,306	0		0	0	0			
241-00-000-00-8201	0000	CONFERENCE FEES	90	90	0		0	0	0			
241-00-000-00-8205	0000	EMPLOYEE TRAVEL	611	173	0		0	0	0			
241-00-000-00-8803	0000	INSTRUCTIONAL EQUIPMENT <\$5000	0	0	0		0	0	0			
TOTAL MATERIAL & SERVICES			3,011	3,569	0		0	0	0			
TOTAL EXPENDITURES			11,024	12,000	0		0	0	0			
241-00-000-00-3000	0000	UNAPPROPRIATED ENDING FUND BALANCE	0	0	0		0	0	0			
TOTAL REQUIREMENTS			11,024	12,000	0		0	0	0			
TOTAL RESOURCES LESS REQUIREMENTS			0	0	0		0	0	0			

COLUMBIA GORGE COMMUNITY COLLEGE

Account Number	Prj	Description	Actual 2010-11	Actual 2011-12	ADJ Bgt 2012-13	% of Total	Proposed 2013-14	Approved 2013-14	Adopted 2013-14	\$Chg Incr(Decr)	% of Prior Bgt	% of Total
PROGRAM IMPROVEMENT GRANT												
RESOURCES												
242-00-000-00-3000	0000	PRIOR YEAR FUND BALANCE	0	0	0		0	0	0			
242-00-000-00-4026	0000	US ED PROGRAM IMPROVEMENT	5,000	8,000	0		0	0	0			
TOTAL RESOURCES			5,000	8,000	0		0	0	0			
REQUIREMENTS												
PERSONNEL SERVICES												
SALARY EXPENSE												
242-00-000-00-6421	0000	PART TIME INSTRUCTOR WAGES	1,478	0	0		0	0	0			
242-00-000-00-6441	0000	CURRICULUM DEVELOPMENT WAGES	0	0	0		0	0	0			
242-00-000-00-6442	0000	SPECIAL PROJECT WAGES	2,632	4,166	0		0	0	0			
TOTAL SALARY EXPENSE			4,110	4,166	0		0	0	0			
OTHER PAYROLL EXPENSE												
242-00-000-00-6901	0000	SOCIAL SECURITY	313	319	0		0	0	0			
242-00-000-00-6902	0000	WORKERS' COMPENSATION INS	15	18	0		0	0	0			
242-00-000-00-6903	0000	STATE WORKERS BENEFIT FUND	1	2	0		0	0	0			
242-00-000-00-6904	0000	UNEMPLOYMENT INSURANCE	87	94	0		0	0	0			
242-00-000-00-6905	0000	PERS	473	401	0		0	0	0			
242-00-000-00-6906	0000	DISABILITY INSURANCE	0	0	0		0	0	0			
242-00-000-00-6907	0000	LIFE INSURANCE	0	0	0		0	0	0			
242-00-000-00-6908	0000	HEALTH INSURANCE	0	0	0		0	0	0			
TOTAL OTHER PAYROLL EXPENSE			890	834	0		0	0	0			
TOTAL PERSONNEL SERVICES			5,000	5,000	0		0	0	0			
MATERIALS & SERVICES												
242-00-000-00-7802	0000	GRANT SCHOLARSHIPS	0	640	0		0	0	0			
242-00-000-00-8006	0000	INSTRUCTIONAL SUPPLIES	0	2,360	0		0	0	0			
242-00-000-00-8201	0000	CONFERENCE FEES	0	0	0		0	0	0			
242-00-000-00-8205	0000	EMPLOYEE TRAVEL	0	0	0		0	0	0			
TOTAL MATERIAL & SERVICES			0	3,000	0		0	0	0			
TOTAL EXPENDITURES			5,000	8,000	0		0	0	0			
242-00-000-00-3000	0000	UNAPPROPRIATED ENDING FUND BALANCE	0	0	0		0	0	0			
TOTAL REQUIREMENTS			5,000	8,000	0		0	0	0			
TOTAL RESOURCES LESS REQUIREMENTS			0	0	0		0	0	0			

COLUMBIA GORGE COMMUNITY COLLEGE

Account Number	Prj	Description	Actual 2010-11	Actual 2011-12	ADJ Bgt 2012-13	% of Total	Proposed 2013-14	Approved 2013-14	Adopted 2013-14	\$Chg Incr(Decr)	% of Prior Bgt	% of Total
TUTORING GRANT												
RESOURCES												
243-00-000-00-3000	0000	PRIOR YEAR FUND BALANCE	0	0	0		0	0	0			
243-00-000-00-4025	0000	US ED OUTREACH TUTORING	14,972	20,000	15,000		14,972	14,972	14,972			
TOTAL RESOURCES			14,972	20,000	15,000		14,972	14,972	14,972			
REQUIREMENTS												
PERSONNEL SERVICES												
SALARY EXPENSE												
243-00-000-00-6108	0000	PT PROFESSIONAL SUPPORT SALARIES	0	516	0		0	0	0			
243-00-000-00-6302	0000	PART TIME CLASSIFIED WAGES	10,548	11,088	9,600		9,600	9,600	9,600			
TOTAL SALARY EXPENSE			10,548	11,604	9,600		9,600	9,600	9,600			
OTHER PAYROLL EXPENSE												
243-00-000-00-6901	0000	SOCIAL SECURITY	791	831	734		734	734	734			
243-00-000-00-6902	0000	WORKERS' COMPENSATION INS	39	51	48		48	48	48			
243-00-000-00-6903	0000	STATE WORKERS BENEFIT FUND	10	11	5		5	5	5			
243-00-000-00-6904	0000	UNEMPLOYMENT INSURANCE	221	267	221		221	221	221			
243-00-000-00-6905	0000	PERS	1,267	1,879	1,562		1,562	1,562	1,562			
243-00-000-00-6908	0000	HEALTH INSURANCE	1,182	2,036	1,830		1,830	1,830	1,830			
TOTAL OTHER PAYROLL EXPENSE			3,510	5,076	4,400		4,400	4,400	4,400			
TOTAL PERSONNEL SERVICES			14,058	16,680	14,000		14,000	14,000	14,000			
MATERIALS & SERVICES												
243-00-000-00-7206	0000	OTHER CONTRACTED SERVICES	0	1,800	0		0	0	0			
243-00-000-00-7510	0000	POSTAGE	0	7	0		0	0	0			
243-00-000-00-7601	0000	PRINTING & DUPLICATING	0	0	0		0	0	0			
243-00-000-00-8006	0000	INSTRUCTIONAL SUPPLIES	514	975	400		444	444	444			
243-00-000-00-8205	0000	EMPLOYEE TRAVEL	250	329	500		329	329	329			
243-00-000-00-8509	0000	FOOD & REFRESHMENTS	150	110	100		100	100	100			
243-00-000-00-8516	0000	MEMBERSHIP FEES & DUES	0	99	0		99	99	99			
243-00-000-00-8517	0000	MISC FEES & DUES	0	0	0		0	0	0			
TOTAL MATERIAL & SERVICES			914	3,320	1,000		972	972	972			
TOTAL EXPENDITURES			14,972	20,000	15,000		14,972	14,972	14,972			
243-00-000-00-3000	0000	UNAPPROPRIATED ENDING FUND BALANCE	0	0	0		0	0	0			
TOTAL REQUIREMENTS			14,972	20,000	15,000		14,972	14,972	14,972			
TOTAL RESOURCES LESS REQUIREMENTS			0	0	0		0	0	0			

COLUMBIA GORGE COMMUNITY COLLEGE

Account Number	Prj	Description	Actual 2010-11	Actual 2011-12	ADJ Bgt 2012-13	% of Total	Proposed 2013-14	Approved 2013-14	Adopted 2013-14	\$Chg Incr(Decr)	% of Prior Bgt	% of Total
ENGLISH LANGUAGE CIVICS GRANT												
RESOURCES												
244-00-000-00-3000	0000	PRIOR YEAR FUND BALANCE	0	0	0		0	0	0			
244-00-000-00-4023	0000	US ED EL CIVICS	30,721	32,046	31,595		30,882	30,882	30,882			
TOTAL RESOURCES			30,721	32,046	31,595		30,882	30,882	30,882			
REQUIREMENTS												
PERSONNEL SERVICES												
SALARY EXPENSE												
244-00-000-00-6421	0000	PART TIME INSTRUCTOR WAGES	20,592	23,788	22,330		21,575	21,575	21,575			
244-00-000-00-6442	0000	SPECIAL PROJECT WAGES	1,806	648	1,010		1,000	1,000	1,000			
TOTAL SALARY EXPENSE			22,399	24,436	23,340		22,575	22,575	22,575			
OTHER PAYROLL EXPENSE												
244-00-000-00-6901	0000	SOCIAL SECURITY	1,728	1,869	1,785		1,726	1,726	1,726			
244-00-000-00-6902	0000	WORKERS' COMPENSATION INS	83	107	117		106	106	106			
244-00-000-00-6903	0000	STATE WORKERS BENEFIT FUND	7	8	11		8	8	8			
244-00-000-00-6904	0000	UNEMPLOYMENT INSURANCE	484	562	537		519	519	519			
244-00-000-00-6905	0000	PERS	2,486	2,796	3,788		2,796	2,796	2,796			
244-00-000-00-6906	0000	DISABILITY INSURANCE	0	0	0		47	47	47			
244-00-000-00-6907	0000	LIFE INSURANCE	0	0	0		29	29	29			
244-00-000-00-6908	0000	HEALTH INSURANCE	0	0	0		0	0	0			
TOTAL OTHER PAYROLL EXPENSE			4,789	5,343	6,238		5,231	5,231	5,231			
TOTAL PERSONNEL SERVICES			27,188	29,779	29,578		27,806	27,806	27,806			
MATERIALS & SERVICES												
244-00-000-00-7213	0000	SOFTWARE & LICENSES	0	790	0		0	0	0			
244-00-000-00-7510	0000	POSTAGE	0	2	0		0	0	0			
244-00-000-00-7601	0000	PRINTING & DUPLICATING	0	233	0		0	0	0			
244-00-000-00-8006	0000	INSTRUCTIONAL SUPPLIES	2,858	978	1,400		2,400	2,400	2,400			
244-00-000-00-8201	0000	CONFERENCE FEES	95	0	135		95	95	95			
244-00-000-00-8205	0000	EMPLOYEE TRAVEL	554	264	382		554	554	554			
244-00-000-00-8509	0000	FOOD & REFRESHMENTS	27	0	100		27	27	27			
TOTAL MATERIAL & SERVICES			3,533	2,267	2,017		3,076	3,076	3,076			
TOTAL EXPENDITURES			30,721	32,046	31,595		30,882	30,882	30,882			
244-00-000-00-3000	0000	UNAPPROPRIATED ENDING FUND BALANCE	0	0	0		0	0	0			
TOTAL REQUIREMENTS			30,721	32,046	31,595		30,882	30,882	30,882			
TOTAL RESOURCES LESS REQUIREMENTS			0	0	0		0	0	0			

COLUMBIA GORGE COMMUNITY COLLEGE

Account Number	Prj	Description	Actual 2010-11	Actual 2011-12	ADJ Bgt 2012-13	% of Total	Proposed 2013-14	Approved 2013-14	Adopted 2013-14	\$Chg Incr(Decr)	% of Prior Bgt	% of Total
LEARNING STANDARDS GRANT												
RESOURCES												
246-00-000-00-3000	0000	PRIOR YEAR FUND BALANCE	0	0	0		0	0	0			
246-00-000-00-4021	0000	US ED WIA TITLE II AEFLA COMP 84.002	0	0	0		0	0	0			
246-00-000-00-4023	0000	US ED EL CIVICS	0	0	0		0	0	0			
246-00-000-00-4027	0000	US ED STATE LEADERSHIP 84.002	0	0	0		0	0	0			
246-00-000-00-4057	0000	US DOL WIA YOUTH 17.259 ARRA	0	0	0		0	0	0			
246-00-000-00-4162	0000	OCCWD STRATEGIC RESERVE FUND	0	4,347	4,800		0	0	0			
TOTAL RESOURCES			0	4,347	4,800		0	0	0			
REQUIREMENTS												
PERSONNEL SERVICES												
SALARY EXPENSE												
246-00-000-00-6421	0000	PART TIME INSTRUCTOR WAGES		418								
246-00-000-00-6442	0000	SPECIAL PROJECT WAGES	0	2,258	3,254		0	0	0			
TOTAL SALARY EXPENSE			0	2,676	3,254		0	0	0			
OTHER PAYROLL EXPENSE												
246-00-000-00-6901	0000	SOCIAL SECURITY	0	205	248		0	0	0			
246-00-000-00-6902	0000	WORKERS' COMPENSATION INS	0	12	14		0	0	0			
246-00-000-00-6903	0000	STATE WORKERS BENEFIT FUND	0	1	2		0	0	0			
246-00-000-00-6904	0000	UNEMPLOYMENT INSURANCE	0	62	74		0	0	0			
246-00-000-00-6905	0000	PERS	0	336	408		0	0	0			
246-00-000-00-6906	0000	DISABILITY INSURANCE	0	0	0		0	0	0			
246-00-000-00-6907	0000	LIFE INSURANCE	0	0	0		0	0	0			
246-00-000-00-6908	0000	HEALTH INSURANCE	0	0	0		0	0	0			
TOTAL OTHER PAYROLL EXPENSE			0	615	746		0	0	0			
TOTAL PERSONNEL SERVICES			0	3,292	4,000		0	0	0			
MATERIALS & SERVICES												
246-00-000-00-8205	0000	EMPLOYEE TRAVEL	0	1,056	800		0	0	0			
TOTAL MATERIAL & SERVICES			0	1,056	800		0	0	0			
TOTAL EXPENDITURES			0	4,347	4,800		0	0	0			
246-00-000-00-3000	0000	UNAPPROPRIATED ENDING FUND BALANCE	0	0	0		0	0	0			
TOTAL REQUIREMENTS			0	4,347	4,800		0	0	0			
TOTAL RESOURCES LESS REQUIREMENTS			0	0	0		0	0	0			

COLUMBIA GORGE COMMUNITY COLLEGE

Account Number	Prj	Description	Actual 2010-11	Actual 2011-12	ADJ Bgt 2012-13	% of Total	Proposed 2013-14	Approved 2013-14	Adopted 2013-14	\$Chg Incr(Decr)	% of Prior Bgt	% of Total
GORGE LITERACY												
RESOURCES												
251-00-000-00-3000	0000	PRIOR YEAR FUND BALANCE	285	140	0		0	0	0			
251-00-000-00-4652	0000	RESTRICTED GIFTS	330	1,535	1,500		1,535	1,535	1,535			
TOTAL RESOURCES			615	1,675	1,500		1,535	1,535	1,535			
REQUIREMENTS												
MATERIALS & SERVICES												
251-00-000-00-7210	0000	OTHER CONTRACTED SERVICES	0	1,500	0		0	0	0			
251-00-000-00-7510	0000	POSTAGE	71	20	100		100	100	100			
251-00-000-00-7601	0000	PRINTING & DUPLICATING	238	148	300		300	300	300			
251-00-000-00-8006	0000	INSTRUCTIONAL SUPPLIES	165	8	1,100		1,135	1,135	1,135			
251-00-000-00-8201	0000	CONFERENCE FEES	0	0	0		0	0	0			
251-00-000-00-8205	0000	EMPLOYEE TRAVEL	0	0	0		0	0	0			
251-00-000-00-8509	0000	FOOD & REFRESHMENTS	0	0	0		0	0	0			
TOTAL MATERIAL & SERVICES			475	1,675	1,500		1,535	1,535	1,535			
TOTAL EXPENDITURES			475	1,675	1,500		1,535	1,535	1,535			
251-00-000-00-3000	0000	UNAPPROPRIATED ENDING FUND BALANCE	140	0	0		0	0	0			
TOTAL REQUIREMENTS			615	1,675	1,500		1,535	1,535	1,535			
TOTAL RESOURCES LESS REQUIREMENTS			0	0	0		0	0	0			

COLUMBIA GORGE COMMUNITY COLLEGE

Account Number	Prj	Description	Actual 2010-11	Actual 2011-12	ADJ Bgt 2012-13	% of Total	Proposed 2013-14	Approved 2013-14	Adopted 2013-14	\$Chg Incr(Decr)	% of Prior Bgt	% of Total
TITLE II PROGRAM INCOME												
RESOURCES												
253-00-000-00-3000	0000	PRIOR YEAR FUND BALANCE	0	0	0		0	0	0			
253-00-000-00-4414	0000	TITLE II PROG INC-GED TUITION	0	0	0		3,000	3,000	3,000			
253-00-000-00-4415	0000	TITLE II PROG INC-ESL TUITION	0	0	10,000		10,000	10,000	10,000			
253-00-000-00-4418	0000	TITLE II PROG INC-PRE COLLEGE TUITION	0	0	5,000		5,000	5,000	5,000			
TOTAL RESOURCES			0	0	15,000		18,000	18,000	18,000			
REQUIREMENTS												
PERSONNEL SERVICES												
SALARY EXPENSE												
253-00-000-00-6421	0000	PART TIME INSTRUCTOR WAGES	0	0	0		3,000	3,000	3,000			
253-00-000-00-6442	0000	SPECIAL PROJECT WAGES	0	0	0		0	0	0			
TOTAL SALARY EXPENSE			0	0	0		3,000	3,000	3,000			
OTHER PAYROLL EXPENSE												
OPE - ALL EMPLOYEES												
253-00-000-00-6901	0000	SOCIAL SECURITY	0	0	0		230	230	230			
253-00-000-00-6902	0000	WORKERS' COMPENSATION INS	0	0	0		12	12	12			
253-00-000-00-6903	0000	STATE WORKERS BENEFIT FUND	0	0	0		4	4	4			
253-00-000-00-6904	0000	UNEMPLOYMENT INSURANCE	0	0	0		69	69	69			
253-00-000-00-6905	0000	PERS	0	0	0		488	488	488			
253-00-000-00-6906	0000	DISABILITY INSURANCE	0	0	0		0	0	0			
253-00-000-00-6907	0000	LIFE INSURANCE	0	0	0		0	0	0			
253-00-000-00-6908	0000	HEALTH INSURANCE	0	0	0		0	0	0			
TOTAL OTHER PAYROLL EXPENSE			0	0	0		803	803	803			
TOTAL PERSONNEL SERVICES			0	0	0		3,803	3,803	3,803			
MATERIALS & SERVICES												
253-00-000-00-7210	0000	OTHER CONTRACTED SERVICES	0	0	0		0	0	0			
253-00-000-00-7510	0000	POSTAGE	0	0	0		0	0	0			
253-00-000-00-7601	0000	PRINTING & DUPLICATING	0	0	0		0	0	0			
253-00-000-00-8006	0000	INSTRUCTIONAL SUPPLIES	0	0	14,467		12,697	12,697	12,697			
253-00-000-00-8009	0000	OFFICE SUPPLIES	0	0	0		0	0	0			
253-00-000-00-8201	0000	CONFERENCE FEES	0	0	0		0	0	0			
253-00-000-00-8205	0000	EMPLOYEE TRAVEL	0	0	533		1,500	1,500	1,500			
253-00-000-00-8206	0000	STUDENT TRAVEL	0	0	0		0	0	0			
253-00-000-00-8513	0000	INDIRECT COST EXPENSE	0	0	0		0	0	0			
253-00-000-00-8802	0000	INFO TECH EQUIPMENT <\$5000	0	0	0		0	0	0			
TOTAL MATERIAL & SERVICES			0	0	15,000		14,197	14,197	14,197			
TOTAL EXPENDITURES			0	0	15,000		18,000	18,000	18,000			
TRANSFERS												
253-00-000-00-9901	0000	TRANSFER TO GENERAL FUND	0	0	0		0	0	0			
TOTAL TRANSFERS			0	0	0		0	0	0			
TOTAL EXPENDITURES			0	0	15,000		18,000	18,000	18,000			

COLUMBIA GORGE COMMUNITY COLLEGE

Account Number	Prj	Description	Actual 2010-11	Actual 2011-12	ADJ Bgt 2012-13	% of Total	Proposed 2013-14	Approved 2013-14	Adopted 2013-14	\$Chg Incr(Decr)	% of Prior Bgt	% of Total
253-00-000-00-3000	0000	UNAPPROPRIATED ENDING FUND BALANCE	0	0	0		0	0	0			
		TOTAL REQUIREMENTS	0	0	15,000		18,000	18,000	18,000			
		TOTAL RESOURCES LESS REQUIREMENTS	0	0	0		0	0	0			

COLUMBIA GORGE COMMUNITY COLLEGE

Account Number	Prj	Description	Actual 2010-11	Actual 2011-12	ADJ Bgt 2012-13	% of Total	Proposed 2013-14	Approved 2013-14	Adopted 2013-14	\$Chg Incr(Decr)	% of Prior Bgt	% of Total
US DOL CASE GRANT -US DOL TAACCT GRANT												
RESOURCES												
255-00-000-00-3000	0000	PRIOR YEAR FUND BALANCE	0	0	0		0	0	0			
255-00-000-00-4060	0000	US DOL CASE GRANT-US DOL TAACCT GRAN	0	28,287	109,150		108,084	108,084	108,084			
TOTAL RESOURCES			0	28,287	109,150		108,084	108,084	108,084			
REQUIREMENTS												
PERSONNEL SERVICES												
SALARY EXPENSE												
255-00-000-00-6107	0000	FT PROFESSIONAL SUPPORT SALARIES	0	16,264	36,601		37,699	37,699	37,699			
255-00-000-00-6421	0000	PART TIME INSTRUCTOR WAGES	0	0	0		0	0	0			
255-00-000-00-6441	0000	CURRICULUM DEVELOPMENT WAGES	0	1,543	22,944		1,400	1,400	1,400			
255-00-000-00-6801	0000	EMPLOYEE TAXABLE ALLOWANCE	0	781	1,400		0	0	0			
TOTAL SALARY EXPENSE			0	18,588	60,945		39,099	39,099	39,099			
OTHER PAYROLL EXPENSE												
255-00-000-00-6901	0000	SOCIAL SECURITY	0	1,422	4,662		2,991	2,991	2,991			
255-00-000-00-6902	0000	WORKERS' COMPENSATION INS	0	82	305		184	184	184			
255-00-000-00-6903	0000	STATE WORKERS BENEFIT FUND	0	14	30		29	29	29			
255-00-000-00-6904	0000	UNEMPLOYMENT INSURANCE	0	428	1,402		817	817	817			
255-00-000-00-6905	0000	PERS	0	251	9,916		8,223	8,223	8,223			
255-00-000-00-6906	0000	DISABILITY INSURANCE	0	36	73		82	82	82			
255-00-000-00-6907	0000	LIFE INSURANCE	0	7	14		29	29	29			
255-00-000-00-6908	0000	HEALTH INSURANCE	0	3,625	8,120		7,626	7,626	7,626			
TOTAL OTHER PAYROLL EXPENSE			0	5,863	24,522		19,981	19,981	19,981			
TOTAL PERSONNEL SERVICES			0	24,452	85,467		59,080	59,080	59,080			
MATERIALS & SERVICES												
255-00-000-00-7210	0000	OTHER CONTRACTED SERVICES	0	0	8,000		0	0	0			
255-00-000-00-7510	0000	POSTAGE	0	0	0		0	0	0			
255-00-000-00-7601	0000	PRINTING & DUPLICATING	0	0	0		0	0	0			
255-00-000-00-8006	0000	INSTRUCTIONAL SUPPLIES	0	568	4,986		30,658	30,658	30,658			
255-00-000-00-8009	0000	OFFICE SUPPLIES	0	214	52		214	214	214			
255-00-000-00-8201	0000	CONFERENCE FEES	0	125	0		125	125	125			
255-00-000-00-8205	0000	EMPLOYEE TRAVEL	0	832	2,560		7,000	7,000	7,000			
255-00-000-00-8206	0000	STUDENT TRAVEL	0	0	0		0	0	0			
255-00-000-00-8513	0000	INDIRECT COST EXPENSE	0	2,095	8,085		9,007	9,007	9,007			
255-00-000-00-8802	0000	INFO TECH EQUIPMENT <\$5000	0	0	0		2,000	2,000	2,000			
TOTAL MATERIAL & SERVICES			0	3,835	23,683		49,004	49,004	49,004			
TOTAL EXPENDITURES			0	28,287	109,150		108,084	108,084	108,084			
TRANSFERS												
255-00-000-00-9901	0000	TRANSFER TO GENERAL FUND	0	0	0		0	0	0			
TOTAL TRANSFERS			0	0	0		0	0	0			
TOTAL EXPENDITURES			0	28,287	109,150		108,084	108,084	108,084			
255-00-000-00-3000	0000	UNAPPROPRIATED ENDING FUND BALANCE	0	0	0		0	0	0			

COLUMBIA GORGE COMMUNITY COLLEGE

Account Number	Prj	Description	Actual 2010-11	Actual 2011-12	ADJ Bgt 2012-13	% of Total	Proposed 2013-14	Approved 2013-14	Adopted 2013-14	\$Chg Incr(Decr)	% of Prior Bgt	% of Total
TOTAL REQUIREMENTS			0	28,287	109,150		108,084	108,084	108,084			
TOTAL RESOURCES LESS REQUIREMENTS			0	0	0		0	0	0			

COLUMBIA GORGE COMMUNITY COLLEGE

Account Number	Prj	Description	Actual 2010-11	Actual 2011-12	ADJ Bgt 2012-13	% of Total	Proposed 2013-14	Approved 2013-14	Adopted 2013-14	\$Chg Incr(Decr)	% of Prior Bgt	% of Total
WASCO COUNTY COMMISSION ON CHILDREN & FAMILIES												
RESOURCES												
257-00-000-00-3000	0000	PRIOR YEAR FUND BALANCE	0	0	0		0	0	0			
257-00-000-00-4048	0000	WASCO CO COMM-C/F-WASCO CO COMM GR	0	0	24,999		0	0	0			
TOTAL RESOURCES			0	0	24,999		0	0	0			
REQUIREMENTS												
PERSONNEL SERVICES												
SALARY EXPENSE												
257-00-000-00-6107	0000	FT PROFESSIONAL SUPPORT SALARIES	0	0	2,245		0	0	0			
257-00-000-00-6302	0000	PART TIME CLASSIFIED WAGES	0	0	6,671		0	0	0			
257-00-000-00-6441	0000	CURRICULUM DEVELOPMENT WAGES	0	0	0		0	0	0			
257-00-000-00-6801	0000	EMPLOYEE TAXABLE ALLOWANCE	0	0	0		0	0	0			
TOTAL SALARY EXPENSE			0	0	8,916		0	0	0			
OTHER PAYROLL EXPENSE												
257-00-000-00-6901	0000	SOCIAL SECURITY	0	0	644		0	0	0			
257-00-000-00-6902	0000	WORKERS' COMPENSATION INS	0	0	9		0	0	0			
257-00-000-00-6903	0000	STATE WORKERS BENEFIT FUND	0	0	4		0	0	0			
257-00-000-00-6904	0000	UNEMPLOYMENT INSURANCE	0	0	193		0	0	0			
257-00-000-00-6905	0000	PERS	0	0	1,370		0	0	0			
257-00-000-00-6906	0000	DISABILITY INSURANCE	0	0	4		0	0	0			
257-00-000-00-6907	0000	LIFE INSURANCE	0	0	144		0	0	0			
257-00-000-00-6908	0000	HEALTH INSURANCE	0	0	9,816		0	0	0			
TOTAL OTHER PAYROLL EXPENSE			0	0	12,184		0	0	0			
TOTAL PERSONNEL SERVICES			0	0	21,100		0	0	0			
MATERIALS & SERVICES												
257-00-000-00-7210	0000	OTHER CONTRACTED SERVICES	0	0	0		0	0	0			
257-00-000-00-7510	0000	POSTAGE	0	0	49		0	0	0			
257-00-000-00-7601	0000	PRINTING & DUPLICATING	0	0	150		0	0	0			
257-00-000-00-8009	0000	OFFICE SUPPLIES	0	0	200		0	0	0			
257-00-000-00-8201	0000	CONFERENCE FEES	0	0	0		0	0	0			
257-00-000-00-8205	0000	EMPLOYEE TRAVEL	0	0	2,500		0	0	0			
257-00-000-00-8509	0000	FOOD & REFRESHMENTS	0	0	1,000		0	0	0			
TOTAL MATERIAL & SERVICES			0	0	3,899		0	0	0			
TOTAL EXPENDITURES			0	0	24,999		0	0	0			
TRANSFERS												
257-00-000-00-9901	0000	TRANSFER TO GENERAL FUND	0	0	0		0	0	0			
TOTAL TRANSFERS			0	0	0		0	0	0			
TOTAL EXPENDITURES			0	0	24,999		0	0	0			
257-00-000-00-3000	0000	UNAPPROPRIATED ENDING FUND BALANCE	0	0	0		0	0	0			
TOTAL REQUIREMENTS			0	0	24,999		0	0	0			
TOTAL RESOURCES LESS REQUIREMENTS			0	0	0		0	0	0			

COLUMBIA GORGE COMMUNITY COLLEGE

Account Number	Prj	Description	Actual 2010-11	Actual 2011-12	ADJ Bgt 2012-13	% of Total	Proposed 2013-14	Approved 2013-14	Adopted 2013-14	\$Chg Incr(Decr)	% of Prior Bgt	% of Total
NON-REIMBURSABLE COMMUNITY EDUCATION												
RESOURCES												
265-00-000-00-3000	0000	PRIOR YEAR FUND BALANCE	5,346	4,978	5,000		4,633	4,633	4,633			
265-00-000-00-4411	0000	NON-CREDIT TUITION	5,370	6,098	10,000		6,098	6,098	6,098			
265-00-000-00-4501	0000	INSTRUCTIONAL FEES	1,095	1,880	1,500		1,880	1,880	1,880			
TOTAL RESOURCES			11,811	12,956	16,500		12,611	12,611	12,611			
REQUIREMENTS												
PERSONNEL SERVICES												
SALARY EXPENSE												
265-00-000-00-6421	0000	PART TIME INSTRUCTOR WAGES	2,300	3,178	3,000		3,178	3,178	3,178			
TOTAL SALARY EXPENSE			2,300	3,178	3,000		3,178	3,178	3,178			
OTHER PAYROLL EXPENSE												
265-00-000-00-6901	0000	SOCIAL SECURITY	176	243	230		243	243	243			
265-00-000-00-6902	0000	WORKERS' COMPENSATION INS	8	14	15		15	15	15			
265-00-000-00-6903	0000	STATE WORKERS BENEFIT FUND	2	2	2		2	2	2			
265-00-000-00-6904	0000	UNEMPLOYMENT INSURANCE	50	73	69		73	73	73			
265-00-000-00-6905	0000	PERS	136	184	488		665	665	665			
265-00-000-00-6906	0000	DISABILITY INSURANCE	0	0	0		7	7	7			
265-00-000-00-6907	0000	LIFE INSURANCE	0	0	0		14	14	14			
265-00-000-00-6908	0000	HEALTH INSURANCE	0	0	0		0	0	0			
TOTAL OTHER PAYROLL EXPENSE			371	516	804		1,019	1,019	1,019			
TOTAL PERSONNEL SERVICES			2,672	3,694	3,804		4,197	4,197	4,197			
MATERIALS & SERVICES												
265-00-000-00-7206	0000	INSTRUCTIONAL CONTRACTED SERVICES	790	1,290	4,500		2,500	2,500	2,500			
265-00-000-00-7702	0000	FACILITY LEASE	762	930	1,200		1,500	1,500	1,500			
265-00-000-00-8006	0000	INSTRUCTIONAL SUPPLIES	110	1,158	1,500		2,000	2,000	2,000			
265-00-000-00-8201	0000	CONFERENCE FEES	0	150	2,000		500	500	500			
265-00-000-00-8202	0000	FIELD TRIP EXPENSE	0	0	1,000		1,000	1,000	1,000			
265-00-000-00-8205	0000	EMPLOYEE TRAVEL	0	100	500		913	913	913			
265-00-000-00-8509	0000	FOOD & REFRESHMENTS	0	0	746		0	0	0			
265-00-000-00-8516	0000	MEMBERSHIP DUES & FEES	0	0	250		0	0	0			
TOTAL MATERIAL & SERVICES			1,662	3,628	11,696		8,413	8,413	8,413			
TRANSFERS												
265-00-000-00-9901	0000	TRANSFER TO GENERAL FUND	2,500	1,000	1,000		1	1	1			
TOTAL TRANSFERS			2,500	1,000	1,000		1	1	1			
TOTAL EXPENDITURES			6,833	8,323	16,500		12,611	12,611	12,611			
265-00-000-00-3000	0000	UNAPPROPRIATED ENDING FUND BALANCE	4,978	4,633	0		0	0	0			
TOTAL REQUIREMENTS			11,811	12,956	16,500		12,611	12,611	12,611			
TOTAL RESOURCES LESS REQUIREMENTS			0	0	0		0	0	0			

COLUMBIA GORGE COMMUNITY COLLEGE

Account Number	Prj	Description	Actual 2010-11	Actual 2011-12	ADJ Bgt 2012-13	% of Total	Proposed 2013-14	Approved 2013-14	Adopted 2013-14	\$Chg Incr(Decr)	% of Prior Bgt	% of Total
ELDERHOSTEL												
RESOURCES												
266-00-000-00-3000	0000	PRIOR YEAR FUND BALANCE	4,956	5,142	3,000		5,057	5,057	5,057			
266-00-000-00-4411	0000	NON-CREDIT TUITION	30,375	31,650	30,000		35,035	35,035	35,035			
TOTAL RESOURCES			35,331	36,791	33,000		40,092	40,092	40,092			
REQUIREMENTS												
PERSONNEL SERVICES												
SALARY EXPENSE												
266-00-000-00-6421	0000	PART TIME INSTRUCTOR WAGES	836	0	1,800		1,083	1,083	1,083			
TOTAL SALARY EXPENSE			836	0	1,800		1,083	1,083	1,083			
OTHER PAYROLL EXPENSE												
266-00-000-00-6901	0000	SOCIAL SECURITY	64	0	138		83	83	83			
266-00-000-00-6902	0000	WORKERS' COMPENSATION INS	3	0	9		5	5	5			
266-00-000-00-6903	0000	STATE WORKERS BENEFIT FUND	1	0	1		1	1	1			
266-00-000-00-6904	0000	UNEMPLOYMENT INSURANCE	19	0	41		25	25	25			
266-00-000-00-6905	0000	PERS	0	0	293		228	228	228			
266-00-000-00-6906	0000	DISABILITY INSURANCE	0	0	0		2	2	2			
266-00-000-00-6907	0000	LIFE INSURANCE	0	0	0		13	13	13			
266-00-000-00-6908	0000	HEALTH INSURANCE	0	0	0		0	0	0			
TOTAL OTHER PAYROLL EXPENSE			87	0	482		357	357	357			
TOTAL PERSONNEL SERVICES			923	0	2,282		1,440	1,440	1,440			
MATERIALS & SERVICES												
266-00-000-00-7206	0000	INSTRUCTIONAL CONTRACTED SERVICES	2,607	360	2,613		2,607	2,607	2,607			
266-00-000-00-7510	0000	POSTAGE	25	34	50		34	34	34			
266-00-000-00-7601	0000	PRINTING & DUPLICATING	0	0	50		0	0	0			
266-00-000-00-8006	0000	INSTRUCTIONAL SUPPLIES	17	15	100		17	17	17			
266-00-000-00-8201	0000	CONFERENCE FEES	0	125	405		125	125	125			
266-00-000-00-8202	0000	FIELD TRIP EXPENSE	13,234	19,168	14,000		24,000	24,000	24,000			
266-00-000-00-8204	0000	NON-EMPLOYEE TRAVEL		279	0		0	0	0			
266-00-000-00-8205	0000	EMPLOYEE TRAVEL	133	393	250		393	393	393			
266-00-000-00-8206	0000	STUDENT TRAVEL	0	0	0		0	0	0			
266-00-000-00-8509	0000	FOOD & REFRESHMENTS	11,250	9,362	11,250		11,475	11,475	11,475			
TOTAL MATERIAL & SERVICES			27,266	29,735	28,718		38,651	38,651	38,651			
TRANSFERS												
266-00-000-00-9901	0000	TRANSFER TO GENERAL FUND	2,000	2,000	2,000		1	1	1			
TOTAL TRANSFERS			2,000	2,000	2,000		1	1	1			
TOTAL EXPENDITURES			30,189	31,735	33,000		40,092	40,092	40,092			
266-00-000-00-3000	0000	UNAPPROPRIATED ENDING FUND BALANCE	5,142	5,057	0		0	0	0			
TOTAL REQUIREMENTS			35,331	36,791	33,000		40,092	40,092	40,092			
TOTAL RESOURCES LESS REQUIREMENTS			0	0	0		0	0	0			

COLUMBIA GORGE COMMUNITY COLLEGE

Account Number	Prj	Description	Actual 2010-11	Actual 2011-12	ADJ Bgt 2012-13	% of Total	Proposed 2013-14	Approved 2013-14	Adopted 2013-14	\$Chg Incr(Decr)	% of Prior Bgt	% of Total
GREEN LABOR MARKET INFORMATION IMPLEMENTATION GRANT												
RESOURCES												
267-00-000-00-3000	0000	PRIOR YEAR FUND BALANCE	0	0	0		0	0	0			
267-00-000-00-4058	0000	US DOL 17.275 ARRA	5,000	0	0		0	0	0			
TOTAL RESOURCES			5,000	0	0		0	0	0			
REQUIREMENTS												
PERSONNEL SERVICES												
SALARY EXPENSE												
267-00-000-00-6107	0000	FT PROFESSIONAL SUPPORT SALARIES	3,503	0	0		0	0	0			
267-00-000-00-6801	0000	EMPLOYEE TAXABLE ALLOWANCE	32	0	0		0	0	0			
TOTAL SALARY EXPENSE			3,534	0	0		0	0	0			
OTHER PAYROLL EXPENSE												
267-00-000-00-6901	0000	SOCIAL SECURITY	267	0	0		0	0	0			
267-00-000-00-6902	0000	WORKERS' COMPENSATION INS	13	0	0		0	0	0			
267-00-000-00-6903	0000	STATE WORKERS BENEFIT FUND	2	0	0		0	0	0			
267-00-000-00-6904	0000	UNEMPLOYMENT INSURANCE	0	0	0		0	0	0			
267-00-000-00-6905	0000	PERS	424	0	0		0	0	0			
267-00-000-00-6906	0000	DISABILITY INSURANCE	7	0	0		0	0	0			
267-00-000-00-6907	0000	LIFE INSURANCE	1	0	0		0	0	0			
267-00-000-00-6908	0000	HEALTH INSURANCE	752	0	0		0	0	0			
TOTAL OTHER PAYROLL EXPENSE			1,466	0	0		0	0	0			
TOTAL PERSONNEL SERVICES			5,000	0	0		0	0	0			
TOTAL EXPENDITURES			5,000	0	0		0	0	0			
267-00-000-00-3000	0000	UNAPPROPRIATED ENDING FUND BALANCE	0	0	0		0	0	0			
TOTAL REQUIREMENTS			5,000	0	0		0	0	0			
TOTAL RESOURCES LESS REQUIREMENTS			0	0	0		0	0	0			

COLUMBIA GORGE COMMUNITY COLLEGE

Account Number	Prj	Description	Actual 2010-11	Actual 2011-12	ADJ Bgt 2012-13	% of Total	Proposed 2013-14	Approved 2013-14	Adopted 2013-14	\$Chg Incr(Decr)	% of Prior Bgt	% of Total
CAREER READINESS CERTIFICATE IMPLEMENTATION GRANT												
RESOURCES												
268-00-000-00-3000	0000	PRIOR YEAR FUND BALANCE	0	0	0		0	0	0			
268-00-000-00-4054	0000	DOL WIA 1B EWTF	2,826	0	0		0	0	0			
268-00-000-00-4162	0000	OCCWD STRATEGIC RESERVE FUND	0	0	0		0	0	0			
TOTAL RESOURCES			2,826	0	0		0	0	0			
REQUIREMENTS												
PERSONNEL SERVICES												
SALARY EXPENSE												
268-00-000-00-6107	0000	FT PROFESSIONAL SUPPORT SALARIES	1,980	0	0		0	0	0			
268-00-000-00-6801	0000	EMPLOYEE TAXABLE ALLOWANCE	23	0	0		0	0	0			
TOTAL SALARY EXPENSE			2,003	0	0		0	0	0			
OTHER PAYROLL EXPENSE												
268-00-000-00-6901	0000	SOCIAL SECURITY	153	0	0		0	0	0			
268-00-000-00-6902	0000	WORKERS' COMPENSATION INS	7	0	0		0	0	0			
268-00-000-00-6903	0000	STATE WORKERS BENEFIT FUND	1	0	0		0	0	0			
268-00-000-00-6904	0000	UNEMPLOYMENT INSURANCE	38	0	0		0	0	0			
268-00-000-00-6905	0000	PERS	241	0	0		0	0	0			
268-00-000-00-6906	0000	DISABILITY INSURANCE	4	0	0		0	0	0			
268-00-000-00-6907	0000	LIFE INSURANCE	1	0	0		0	0	0			
268-00-000-00-6908	0000	HEALTH INSURANCE	310	0	0		0	0	0			
TOTAL OTHER PAYROLL EXPENSE			755	0	0		0	0	0			
TOTAL PERSONNEL SERVICES			2,758	0	0		0	0	0			
MATERIALS & SERVICES												
268-00-000-00-7210	0000	OTHER CONTRACTED SERVICES	0	0	0		0	0	0			
268-00-000-00-7213	0000	SOFTWARE & LICENSES	0	0	0		0	0	0			
268-00-000-00-7510	0000	POSTAGE	1	0	0		0	0	0			
268-00-000-00-7601	0000	PRINTING & DUPLICATING	0	0	0		0	0	0			
268-00-000-00-7614	0000	PROGRAM MARKETING PRINTING	0	0	0		0	0	0			
268-00-000-00-8009	0000	OFFICE SUPPLIES	0	0	0		0	0	0			
268-00-000-00-8205	0000	EMPLOYEE TRAVEL	67	0	0		0	0	0			
268-00-000-00-8509	0000	FOOD & REFRESHMENTS	0	0	0		0	0	0			
268-00-000-00-8513	0000	INDIRECT COST EXPENSE	0	0	0		0	0	0			
TOTAL MATERIAL & SERVICES			68	0	0		0	0	0			
TOTAL EXPENDITURES			2,826	0	0		0	0	0			
268-00-000-00-3000	0000	UNAPPROPRIATED ENDING FUND BALANCE	0	0	0		0	0	0			
TOTAL REQUIREMENTS			2,826	0	0		0	0	0			
TOTAL RESOURCES LESS REQUIREMENTS			0	0	0		0	0	0			

COLUMBIA GORGE COMMUNITY COLLEGE

Account Number	Prj	Description	Actual 2010-11	Actual 2011-12	ADJ Bgt 2012-13	% of Total	Proposed 2013-14	Approved 2013-14	Adopted 2013-14	\$Chg Incr(Decr)	% of Prior Bgt	% of Total
OREGON STUDENT ASSISTANCE COMMISSION (OSAC) PROGRAM												
RESOURCES												
269-00-000-00-3000	0000	PRIOR YEAR FUND BALANCE	0	0	0		0	0	0			
269-00-000-00-4161	0000	OSAC PROGRAM	1,600	1,450	4,000		1,450	1,450	1,450			
TOTAL RESOURCES			1,600	1,450	4,000		1,450	1,450	1,450			
REQUIREMENTS												
MATERIALS & SERVICES												
269-00-000-00-7114	0000	PROGRAM ADVERTISING & PROMOTIONS	554	609	2,500		609	609	609			
269-00-000-00-7510	0000	POSTAGE	40	38	100		38	38	38			
269-00-000-00-7601	0000	PRINTING & DUPLICATING	0	0	0		0	0	0			
269-00-000-00-7802	0000	GRANT SCHOLARSHIPS	0	0	0		0	0	0			
269-00-000-00-8009	0000	OFFICE SUPPLIES	878	645	1,000		645	645	645			
269-00-000-00-8509	0000	FOOD & REFRESHMENTS	128	158	400		158	158	158			
TOTAL MATERIAL & SERVICES			1,600	1,450	4,000		1,450	1,450	1,450			
TOTAL EXPENDITURES			1,600	1,450	4,000		1,450	1,450	1,450			
269-00-000-00-3000	0000	UNAPPROPRIATED ENDING FUND BALANCE	0	0	0		0	0	0			
TOTAL REQUIREMENTS			1,600	1,450	4,000		1,450	1,450	1,450			
TOTAL RESOURCES LESS REQUIREMENTS			0	0	0		0	0	0			

COLUMBIA GORGE COMMUNITY COLLEGE

Account Number	Prj	Description	Actual 2010-11	Actual 2011-12	ADJ Bgt 2012-13	% of Total	Proposed 2013-14	Approved 2013-14	Adopted 2013-14	\$Chg Incr(Decr)	% of Prior Bgt	% of Total
CAREER PATHWAYS INNOVATION FUND												
(CAREER PATHWAYS 2009-2011 (FY 2009-11))												
(INCENTIVE GRANT 2007-09 CAREER PATHWAYS (FY2007-09))												
RESOURCES												
270-00-000-00-3000	0000	PRIOR YEAR FUND BALANCE	0	0	0		0	0	0			
270-00-000-00-4001	0000	CARL D PERKINS TITLE I	2,889	0	0		0	0	0			
270-00-000-00-4162	0000	OCCWD STRATEGIC RESERVE FUND	27,719	946	36,253		13,478	13,478	13,478			
270-00-000-00-4052	0000	US DOL WIA 1B INCENTIVE FUNDS	0	0	0		0	0	0			
TOTAL RESOURCES			30,608	946	36,253		13,478	13,478	13,478			
REQUIREMENTS												
PERSONNEL SERVICES												
SALARY EXPENSE												
270-00-000-00-6105	0000	DIRECTOR SALARIES	7,445	350	0		0	0	0			
270-00-000-00-6107	0000	FT PROFESSIONAL SUPPORT SALARIES	4,463	0	0		0	0	0			
270-00-000-00-6108	0000	PT PROFESSIONAL SUPPORT SALARIES	0	0	0		0	0	0			
270-00-000-00-6302	0000	PT CLASSIFIED WAGES	0	0	0		0	0	0			
270-00-000-00-6421	0000	PART TIME INSTRUCTOR WAGES	0	0	0		0	0	0			
270-00-000-00-6441	0000	CURRICULUM DEVELOPMENT WAGES	0	0	24,127		2,400	2,400	2,400			
270-00-000-00-6442	0000	SPECIAL PROJECT WAGES	0	0	0		700	700	700			
TOTAL SALARY EXPENSE			11,908	350	24,127		3,100	3,100	3,100			
OTHER PAYROLL EXPENSE												
270-00-000-00-6901	0000	SOCIAL SECURITY	868	27	1,846		237	237	237			
270-00-000-00-6902	0000	WORKERS' COMPENSATION INS	43	2	121		12	12	12			
270-00-000-00-6903	0000	STATE WORKERS BENEFIT FUND	6	0	12		4	4	4			
270-00-000-00-6904	0000	UNEMPLOYMENT INSURANCE	221	4	555		71	71	71			
270-00-000-00-6905	0000	PERS	1,459	57	3,930		504	504	504			
270-00-000-00-6906	0000	DISABILITY INSURANCE	24	1	0		0	0	0			
270-00-000-00-6907	0000	LIFE INSURANCE	4	0	0		0	0	0			
270-00-000-00-6908	0000	HEALTH INSURANCE	3,719	0	0		3,800	3,800	3,800			
TOTAL OTHER PAYROLL EXPENSE			6,345	90	6,464		4,628	4,628	4,628			
TOTAL PERSONNEL SERVICES			18,253	439	30,591		7,728	7,728	7,728			
MATERIALS & SERVICES												
270-00-000-00-7114	0000	PROGRAM ADVERTISING & PROMOTIONS	985	0	0		0	0	0			
270-00-000-00-7210	0000	OTHER CONTRACTED SERVICES	0	0	0		1,716	1,716	1,716			
270-00-000-00-7510	0000	POSTAGE	16	0	0		16	16	16			
270-00-000-00-7601	0000	PRINTING & DUPLICATING	1,537	0	0		100	100	100			
270-00-000-00-8006	0000	INSTRUCTIONAL SUPPLIES	0	93	518		350	350	350			
270-00-000-00-8009	0000	OFFICE SUPPLIES	6,282	0	0		0	0	0			
270-00-000-00-8201	0000	CONFERENCE FEES	208	240	0		240	240	240			
270-00-000-00-8204	0000	NON-EMPLOYEE TRAVEL	0	0	0		0	0	0			
270-00-000-00-8205	0000	EMPLOYEE TRAVEL	989	129	2,981		989	989	989			
270-00-000-00-8509	0000	FOOD & REFRESHMENTS	337	0	351		337	337	337			
270-00-000-00-8513	0000	INDIRECT COST EXPENSE	2,002	45	1,812		2,002	2,002	2,002			

COLUMBIA GORGE COMMUNITY COLLEGE

Account Number	Prj	Description	Actual 2010-11	Actual 2011-12	ADJ Bgt 2012-13	% of Total	Proposed 2013-14	Approved 2013-14	Adopted 2013-14	\$Chg Incr(Decr)	% of Prior Bgt	% of Total
270-00-000-00-8802	0000	INFO TECH EQUIPMENT < \$5,000	0	0	0		0	0	0			
		TOTAL MATERIAL & SERVICES	12,355	506	5,662		5,750	5,750	5,750			
		TOTAL EXPENDITURES	30,608	946	36,253		13,478	13,478	13,478			
270-00-000-00-3000	0000	UNAPPROPRIATED ENDING FUND BALANCE	0	0	0		0	0	0			
		TOTAL REQUIREMENTS	30,608	946	36,253		13,478	13,478	13,478			
		TOTAL RESOURCES LESS REQUIREMENTS	0	0	0		0	0	0			

COLUMBIA GORGE COMMUNITY COLLEGE

Account Number	Prj	Description	Actual 2010-11	Actual 2011-12	ADJ Bgt 2012-13	% of Total	Proposed 2013-14	Approved 2013-14	Adopted 2013-14	\$Chg Incr(Decr)	% of Prior Bgt	% of Total
FIRST YEAR PERSISTENCE DEVELOPMENT PROJECT												
(INCENTIVE GRANT-CAREER FOCUS PUBLICATION 2006-07)												
RESOURCES												
272-00-000-00-3000	0000	PRIOR YEAR FUND BALANCE	0	0	0		0	0	0			
272-00-000-00-4001	0000	CARL D PERKINS TITLE I	0	9,342	0		0	0	0			
272-00-000-00-4151	0000	OCCWD INCENTIVE FUND	0	0	0		0	0	0			
272-00-000-00-4162	0000	OCCWD STRATEGIC RESERVE FUND	0	5,658	0		0	0	0			
TOTAL RESOURCES			0	15,000	0		0	0	0			
REQUIREMENTS												
MATERIALS & SERVICES												
272-00-000-00-7114	0000	PROGRAM ADVERTISING & PROMOTIONS	0	809	0		0	0	0			
272-00-000-00-7210	0000	OTHER CONTRACTED SERVICES	0	602	0		0	0	0			
272-00-000-00-7213	0000	SOFTWARE & LICENSES	0	2,250	0		0	0	0			
272-00-000-00-7510	0000	POSTAGE	0	256	0		0	0	0			
272-00-000-00-7601	0000	PRINTING & DUPLICATING	0	500	0		0	0	0			
272-00-000-00-8009	0000	OFFICE SUPPLIES	0	1,516	0		0	0	0			
272-00-000-00-8201	0000	CONFERENCE FEES	0	1,090	0		0	0	0			
272-00-000-00-8205	0000	EMPLOYEE TRAVEL	0	2,705	0		0	0	0			
272-00-000-00-8509	0000	FOOD & REFRESHMENTS	0	5,272	0		0	0	0			
TOTAL MATERIAL & SERVICES			0	15,000	0		0	0	0			
TOTAL EXPENDITURES			0	15,000	0		0	0	0			
272-00-000-00-3000	0000	UNAPPROPRIATED ENDING FUND BALANCE	0	0	0		0	0	0			
TOTAL REQUIREMENTS			0	15,000	0		0	0	0			
TOTAL RESOURCES LESS REQUIREMENTS			0	0	0		0	0	0			

COLUMBIA GORGE COMMUNITY COLLEGE

Account Number	Prj	Description	Actual 2010-11	Actual 2011-12	ADJ Bgt 2012-13	% of Total	Proposed 2013-14	Approved 2013-14	Adopted 2013-14	\$Chg Incr(Decr)	% of Prior Bgt	% of Total
OREGON CHILD CARE DIVISION EFFECTIVE 7/1/2011												
(OREGON CHILD CARE RESOURCE & REFERRAL NETWORK PRIOR TO 7/1/2011)												
RESOURCES												
275-00-000-00-3000	0000	PRIOR YEAR FUND BALANCE	0	0	0		0	0	0			
275-00-000-00-4045	0000	US DHHS CCD BLOCK GRANT 93.575	104,869	110,098	128,802		111,091	111,091	111,091			
275-00-000-00-4305	0000	OREGON CHILD CARE RES & REFERRAL NET	0	0	0		0	0	0			
TOTAL RESOURCES			104,869	110,098	128,802		111,091	111,091	111,091			
REQUIREMENTS												
PERSONNEL SERVICES												
SALARY EXPENSE												
275-00-000-00-6105	0000	DIRECTOR SALARIES	0	0	0		43,171	43,171	43,171			
275-00-000-00-6107	0000	FT PROFESSIONAL SUPPORT SALARIES	36,250	32,948	35,090		0	0	0			
275-00-000-00-6107	1010	FT PROFESSIONAL SUPPORT SALARIES-PRO	0	0	0		0	0	0			
275-00-000-00-6107	1012	FT PROFESSIONAL SUPPORT SALARIES-PRO	0	328	0		0	0	0			
275-00-000-00-6107	1013	FT PROFESSIONAL SUPPORT SALARIES-PRO	0	0	560		0	0	0			
275-00-000-00-6301	1013	FULL TIME CLASSIFIED WAGES	0	0	6,600		0	0	0			
275-00-000-00-6302	0000	PART TIME CLASSIFIED WAGES	9,201	25,503	17,975		25,151	25,151	25,151			
275-00-000-00-6302	1010	PART TIME CLASSIFIED WAGES -PROJ A	5,625	0	0		0	0	0			
275-00-000-00-6302	1013	PART TIME CLASSIFIED WAGES -PROJ D	0	0	1,500		0	0	0			
275-00-000-00-6421	0000	PART TIME INSTRUCTOR WAGES	2,208	1,966	1,828		1,775	1,775	1,775			
275-00-000-00-6421	1010	PART TIME INSTRUCTOR WAGES-PROJ A	0	544	0		0	0	0			
275-00-000-00-6421	1013	PART TIME INSTRUCTOR WAGES-PROJ D	0	0	574		0	0	0			
275-00-000-00-6801	0000	EMPLOYEE TAXABLE ALLOWANCE	0	693	975		699	699	699			
275-00-000-00-6801	1012	EMPLOYEE TAXABLE ALLOWANCE-PROJ C	0	6	0		0	0	0			
275-00-000-00-6442	1011	SPECIAL PROJECT WAGES-PROJ B	0	0	0		0	0	0			
TOTAL SALARY EXPENSE			53,284	61,987	65,102		70,796	70,796	70,796			
OTHER PAYROLL EXPENSE												
275-00-000-00-6901	0000	SOCIAL SECURITY	3,641	4,663	4,199		2,060	2,060	2,060			
275-00-000-00-6901	1010	SOCIAL SECURITY-PROJ A	431	42	75		0	0	0			
275-00-000-00-6901	1011	SOCIAL SECURITY-PROJ B	0	0	0		0	0	0			
275-00-000-00-6901	1012	SOCIAL SECURITY-PROJ C	0	26	0		0	0	0			
275-00-000-00-6901	1013	SOCIAL SECURITY-PROJ D	0	0	663		0	0	0			
275-00-000-00-6902	0000	WORKERS' COMPENSATION INS	174	268	279		329	329	329			
275-00-000-00-6902	1010	WORKERS' COMPENSATION INS-PROJ A	22	2	0		0	0	0			
275-00-000-00-6902	1011	WORKERS' COMPENSATION INS-PROJ B	0	0	0		0	0	0			
275-00-000-00-6902	1012	WORKERS' COMPENSATION INS-PROJ C	0	2	0		0	0	0			
275-00-000-00-6902	1013	WORKERS' COMPENSATION INS-PROJ D	0	0	43		0	0	0			
275-00-000-00-6903	0000	STATE WORKERS BENEFIT FUND	29	48	28		64	64	64			
275-00-000-00-6903	1010	STATE WORKERS BENEFIT FUND-PROJ A	5	0	0		0	0	0			
275-00-000-00-6903	1011	STATE WORKERS BENEFIT FUND-PROJ B	0	0	0		0	0	0			
275-00-000-00-6903	1012	STATE WORKERS BENEFIT FUND-PROJ C	0	0	0		0	0	0			
275-00-000-00-6903	1013	STATE WORKERS BENEFIT FUND-PROJ D	0	0	4		0	0	0			
275-00-000-00-6904	0000	UNEMPLOYMENT INSURANCE	852	1,243	1,285		1,403	1,403	1,403			
275-00-000-00-6904	1010	UNEMPLOYMENT INSURANCE-PROJ A	128	13	0		0	0	0			

COLUMBIA GORGE COMMUNITY COLLEGE

Account Number	Prj	Description	Actual 2010-11	Actual 2011-12	ADJ Bgt 2012-13	% of Total	Proposed 2013-14	Approved 2013-14	Adopted 2013-14	\$Chg Incr(Decr)	% of Prior Bgt	% of Total
275-00-000-00-6904	1011	UNEMPLOYMENT INSURANCE-PROJ B	0	0	0		0	0	0			
275-00-000-00-6904	1012	UNEMPLOYMENT INSURANCE-PROJ C	0	8	0		0	0	0			
275-00-000-00-6904	1013	UNEMPLOYMENT INSURANCE-PROJ D	0	0	200		0	0	0			
275-00-000-00-6905	0000	PERS	5,400	8,592	9,090		11,504	11,504	11,504			
275-00-000-00-6905	1010	PERS-PROJ A	676	88	0		0	0	0			
275-00-000-00-6905	1011	PERS-PROJ B	0	0	0		0	0	0			
275-00-000-00-6905	1012	PERS-PROJ C	0	54	0		0	0	0			
275-00-000-00-6905	1013	PERS-PROJ D	0	0	1,410		0	0	0			
275-00-000-00-6906	0000	DISABILITY INSURANCE	55	66	70		147	147	147			
275-00-000-00-6906	1010	DISABILITY INSURANCE-PROJ A	0	0	0		0	0	0			
275-00-000-00-6906	1012	DISABILITY INSURANCE-PROJ C	0	1	0		0	0	0			
275-00-000-00-6906	1013	DISABILITY INSURANCE-PROJ D	0	0	15		0	0	0			
275-00-000-00-6907	0000	LIFE INSURANCE	9	11	132		57	57	57			
275-00-000-00-6907	1010	LIFE INSURANCE-PROJ A	0	0	0		0	0	0			
275-00-000-00-6907	1012	LIFE INSURANCE-PROJ C	0	0	0		0	0	0			
275-00-000-00-6907	1013	LIFE INSURANCE-PROJ D	0	0	144		0	0	0			
275-00-000-00-6908	0000	HEALTH INSURANCE	7,175	9,321	10,200		10,644	10,644	10,644			
275-00-000-00-6908	1010	HEALTH INSURANCE-PROJ A	830	0	0		0	0	0			
275-00-000-00-6908	1012	HEALTH INSURANCE-PROJ C	0	62	0		0	0	0			
275-00-000-00-6908	1013	HEALTH INSURANCE-PROJ D	0	0	6,060		0	0	0			
TOTAL OTHER PAYROLL EXPENSE			19,427	24,511	33,897		26,208	26,208	26,208			
TOTAL PERSONNEL SERVICES			72,711	86,498	98,999		97,004	97,004	97,004			
MATERIALS & SERVICES												
275-00-000-00-7114	0000	PROGRAM ADVERTISING & PROMOTIONS	533	713	1,000		713	713	713			
275-00-000-00-7210	0000	OTHER CONTRACTED SERVICES	16,153	745	2,098		2,000	2,000	2,000			
275-00-000-00-7210	1010	OTHER CONTRACTED SERVICES-PROJ A	0	0	0		0	0	0			
275-00-000-00-7210	1013	OTHER CONTRACTED SERVICES-PROJ D	0	0	635		0	0	0			
275-00-000-00-7213	0000	SOFTWARE & LICENSES	0	0	0		0	0	0			
275-00-000-00-7303	0000	EMPLOYEE TRAINING COSTS	157	389	32		389	389	389			
275-00-000-00-7510	0000	POSTAGE	458	504	400		504	504	504			
275-00-000-00-7510	1010	POSTAGE-PROJ A	0	0	0		0	0	0			
275-00-000-00-7521	0000	SHIPPING & FREIGHT	0	0	0		0	0	0			
275-00-000-00-7601	0000	PRINTING & DUPLICATING	484	1,431	650		431	431	431			
275-00-000-00-7601	1010	PRINTING & DUPLICATING-PROJ A	0	0	0		0	0	0			
275-00-000-00-7614	0000	PROGRAM MARKETING PRINTING	0	0	0		100	100	100			
275-00-000-00-7702	0000	FACILITY LEASE	0	100	0		0	0	0			
275-00-000-00-7802	0000	GRANT SCHOLARSHIPS	170	0	250		75	75	75			
275-00-000-00-7802	1010	GRANT SCHOLARSHIPS-PROJ A	0	0	0		0	0	0			
275-00-000-00-7802	1012	GRANT SCHOLARSHIPS-PROJ C	0	50	0		0	0	0			
275-00-000-00-8006	0000	INSTRUCTIONAL SUPPLIES	375	500	500		400	400	400			
275-00-000-00-8006	1010	INSTRUCTIONAL SUPPLIES-PROJ A	0	60	0		0	0	0			
275-00-000-00-8006	1013	INSTRUCTIONAL SUPPLIES-PROJ D	0	0	860		0	0	0			
275-00-000-00-8009	0000	OFFICE SUPPLIES	554	1,301	960		600	600	600			
275-00-000-00-8009	1010	OFFICE SUPPLIES-PROJ A	0	0	0		0	0	0			
275-00-000-00-8009	1013	OFFICE SUPPLIES-PROJ D	0	0	366		0	0	0			
275-00-000-00-8011	0000	REFERENCE MATERIALS	0	338	718		337	337	337			
275-00-000-00-8103	0000	TELECOMMUNICATIONS SERVICES	0	0	0		0	0	0			

COLUMBIA GORGE COMMUNITY COLLEGE

Account Number	Prj	Description	Actual 2010-11	Actual 2011-12	ADJ Bgt 2012-13	% of Total	Proposed 2013-14	Approved 2013-14	Adopted 2013-14	\$Chg Incr(Decr)	% of Prior Bgt	% of Total
275-00-000-00-8201	0000	CONFERENCE FEES	0	974	100		500	500	500			
275-00-000-00-8205	0000	EMPLOYEE TRAVEL	1,285	4,682	4,000		3,000	3,000	3,000			
275-00-000-00-8205	1010	EMPLOYEE TRAVEL-PROJ A	39	80	0		0	0	0			
275-00-000-00-8205	1013	EMPLOYEE TRAVEL-PROJ D	0	0	500		0	0	0			
275-00-000-00-8301	1013	TUITION REIMBURSEMENTS-PROJ D	0	0	2,000		0	0	0			
275-00-000-00-8509	0000	FOOD & REFRESHMENTS	465	817	1,000		500	500	500			
275-00-000-00-8509	1010	FOOD & REFRESHMENTS-PROJ A	0	75	0		0	0	0			
275-00-000-00-8509	1013	FOOD & REFRESHMENTS-PROJ D	0	0	366		0	0	0			
275-00-000-00-8513	0000	INDIRECT COST EXPENSE	8,758	5,543	6,813		1	1	1			
275-00-000-00-8513	1010	INDIRECT COST EXPENSE-PROJ A	776	52	0		3,302	3,302	3,302			
275-00-000-00-8513	1012	INDIRECT COST EXPENSE-PROJ C	0	57	245		0	0	0			
275-00-000-00-8513	1013	INDIRECT COST EXPENSE-PROJ D	0	0	2,500		0	0	0			
275-00-000-00-8515	0000	MEETING & CONFERENCE EXPENSE	0	0	200		0	0	0			
275-00-000-00-8516	0000	MEMBERSHIP FEES & DUES	395	674	700		535	535	535			
275-00-000-00-8519	0000	PROGRAM PARTICIPANT EXPENSE	173	753	800		400	400	400			
275-00-000-00-8519	1010	PROGRAM PARTICIPANT EXPENSE-PROJ A	0	356	0		0	0	0			
275-00-000-00-8519	1012	PROGRAM PARTICIPANT EXPENSE-PROJ C	0	421	2,040		0	0	0			
275-00-000-00-8801	0000	FURNITURE <\$5,000	1,040	2,323	0		300	300	300			
275-00-000-00-8802	0000	INFO TECH EQUIPMENT <\$5,000	345	663	70		0	0	0			
275-00-000-00-8804	0000	OFFICE EQUIPMENT <\$5,000	0	0	0		0	0	0			
TOTAL MATERIAL & SERVICES			32,158	23,600	29,803		14,087	14,087	14,087			
TOTAL EXPENDITURES			104,869	110,098	128,802		111,091	111,091	111,091			
UNAPPROPRIATED ENDING FUND BALANCE			0	0	0		0	0	0			
TOTAL REQUIREMENTS			104,869	110,098	128,802		111,091	111,091	111,091			
TOTAL RESOURCES LESS REQUIREMENTS			0	0	0		0	0	0			

COLUMBIA GORGE COMMUNITY COLLEGE

Account Number	Prj	Description	Actual 2010-11	Actual 2011-12	ADJ Bgt 2012-13	% of Total	Proposed 2013-14	Approved 2013-14	Adopted 2013-14	\$Chg Incr(Decr)	% of Prior Bgt	% of Total
CHILD CARE RESOURCE & REFERRAL												
RESOURCES												
276-00-000-00-3000	0000	PRIOR YEAR FUND BALANCE	253	1,649	0		5,212	5,212	5,212			
276-00-000-00-4411	0000	NON-CREDIT TUITION	1,320	3,870	5,000		1,500	1,500	1,500			
276-00-000-00-4501	0000	INSTRUCTIONAL FEES	120	0	0		0	0	0			
276-00-000-00-4554	0000	FOOD HANDLER CERT TEST FEE	50	30	100		250	250	250			
276-00-000-00-4621	0000	OTHER NONOPERATING REVENUE	0	0	100		500	500	500			
276-00-000-00-4901	0000	TRANSFER FROM GENERAL FUND	0	0	0		0	0	0			
TOTAL RESOURCES			1,743	5,549	5,200		7,462	7,462	7,462			
REQUIREMENTS												
PERSONNEL SERVICES												
SALARY EXPENSE												
276-00-000-00-6107	0000	FT PROFESSIONAL SUPPORT SALARIES	0	0	1		500	500	500			
276-00-000-00-6421	0000	PART TIME INSTRUCTOR WAGES	0	0	0		0	0	0			
TOTAL SALARY EXPENSE			0	0	1		500	500	500			
OTHER PAYROLL EXPENSE												
276-00-000-00-6901	0000	SOCIAL SECURITY	0	0	0		38	38	38			
276-00-000-00-6902	0000	WORKERS' COMPENSATION INS	0	0	0		2	2	2			
276-00-000-00-6903	0000	STATE WORKERS BENEFIT FUND	0	0	0		1	1	1			
276-00-000-00-6904	0000	UNEMPLOYMENT INSURANCE	0	0	0		12	12	12			
276-00-000-00-6905	0000	PERS	0	0	0		81	81	81			
276-00-000-00-6906	0000	DISABILITY INSURANCE	0	0	0		1	1	1			
276-00-000-00-6907	0000	LIFE INSURANCE	0	0	0		0	0	0			
276-00-000-00-6908	0000	HEALTH INSURANCE	0	0	0		0	0	0			
TOTAL OTHER PAYROLL EXPENSE			0	0	0		135	135	135			
TOTAL PERSONNEL SERVICES			0	0	1		635	635	635			
MATERIALS & SERVICES												
276-00-000-00-7114	0000	PROGRAM ADVERTISING & PROMOTIONS	0	0	214		0	0	0			
276-00-000-00-7210	0000	OTHER CONTRACTED SERVICES	0	0	0		4,000	4,000	4,000			
276-00-000-00-7510	0000	POSTAGE	5	2	360		435	435	435			
276-00-000-00-7601	0000	PRINTING & DUPLICATING	72	0	0		0	0	0			
276-00-000-00-7802	0000	GRANT SCHOLARSHIPS	0	0	750		0	0	0			
276-00-000-00-8006	0000	INSTRUCTIONAL SUPPLIES	0	36	500		1,477	1,477	1,477			
276-00-000-00-8009	0000	OFFICE SUPPLIES	17	0	500		0	0	0			
276-00-000-00-8103	0000	TELECOMMUNICATIONS SERVICES	0	0	0		0	0	0			
276-00-000-00-8201	0000	CONFERENCE FEES	0	0	174		0	0	0			
276-00-000-00-8205	0000	EMPLOYEE TRAVEL	0	0	401		0	0	0			
276-00-000-00-8509	0000	FOOD & REFRESHMENTS	0	272	600		0	0	0			
276-00-000-00-8515	0000	MEETING & CONFERENCE EXPENSE	0	0	348		315	315	315			
276-00-000-00-8516	0000	MEMBERSHIP FEES & DUES	0	0	0		0	0	0			
276-00-000-00-8519	0000	PROGRAM PARTICIPANT EXPENSE	0	28	0		600	600	600			
276-00-000-00-8801	0000	FURNITURE <\$5000	0	0	1,352		0	0	0			
TOTAL MATERIAL & SERVICES			94	338	5,199		6,827	6,827	6,827			

COLUMBIA GORGE COMMUNITY COLLEGE

Account Number	Prj	Description	Actual 2010-11	Actual 2011-12	ADJ Bgt 2012-13	% of Total	Proposed 2013-14	Approved 2013-14	Adopted 2013-14	\$Chg Incr(Decr)	% of Prior Bgt	% of Total
TOTAL EXPENDITURES			94	338	5,200		7,462	7,462	7,462			
276-00-000-00-3000	0000	UNAPPROPRIATED ENDING FUND BALANCE	1,649	5,212	0		0	0	0			
TOTAL REQUIREMENTS			1,743	5,549	5,200		7,462	7,462	7,462			
TOTAL RESOURCES LESS REQUIREMENTS			0	0	0		0	0	0			

COLUMBIA GORGE COMMUNITY COLLEGE

Account Number	Prj	Description	Actual 2010-11	Actual 2011-12	ADJ Bgt 2012-13	% of Total	Proposed 2013-14	Approved 2013-14	Adopted 2013-14	\$Chg Incr(Decr)	% of Prior Bgt	% of Total
DEPT OF HUMAN SERVICES INTEGRATED CHILD CARE GRANT												
RESOURCES												
277-00-000-00-3000	0000	PRIOR YEAR FUND BALANCE	0	0	0		0	0	0			
277-00-000-00-4047	0000	US DHHS CHILD CARE & DEVELOPMENT 93.5€	23,694	24,749	24,217		23,694	23,694	23,694			
277-00-000-00-4305	0000	OREGON CC&R NETWORK	0	0	0		0	0	0			
TOTAL RESOURCES			23,694	24,749	24,217		23,694	23,694	23,694			
REQUIREMENTS												
PERSONNEL SERVICES												
SALARY EXPENSE												
277-00-000-00-6105	0000	DIRECTORS SALARIES	0	0	0		7,864	7,864	7,864			
277-00-000-00-6105	1011	DIRECTORS SALARIES	0	0	0		0	0	0			
277-00-000-00-6107	0000	FT PROFESSIONAL SUPPORT SALARIES	6,281	4,277	3,492		0	0	0			
277-00-000-00-6107	1011	FT PROFESSIONAL SUPPORT SALARIES	1,679	3,642	3,848		0	0	0			
277-00-000-00-6302	0000	PART TIME CLASSIFIED WAGES	3,192	4,915	4,391		5,520	5,520	5,520			
277-00-000-00-6302	1011	PART TIME CLASSIFIED WAGES	0	0	0		0	0	0			
277-00-000-00-6303	0000	CLASSIFIED OVERTIME	0	0	0		0	0	0			
277-00-000-00-6421	0000	PART TIME INSTRUCTOR WAGES	427	0	727		389	389	389			
277-00-000-00-6801	0000	EMPLOYEE TAXABLE ALLOWANCE	0	40	0		0	0	0			
277-00-000-00-6801	1011	EMPLOYEE TAXABLE ALLOWANCE	0	34	0		0	0	0			
TOTAL SALARY EXPENSE			11,579	12,908	12,458		13,773	13,773	13,773			
OTHER PAYROLL EXPENSE												
277-00-000-00-6901	0000	SOCIAL SECURITY	756	705	659		1,053	1,053	1,053			
277-00-000-00-6901	1011	SOCIAL SECURITY	128	280	294		0	0	0			
277-00-000-00-6902	0000	WORKERS' COMPENSATION INS	36	40	43		64	64	64			
277-00-000-00-6902	1011	WORKERS' COMPENSATION INS	7	16	19		0	0	0			
277-00-000-00-6903	0000	STATE WORKERS BENEFIT FUND	7	8	4		41	41	41			
277-00-000-00-6903	1011	STATE WORKERS BENEFIT FUND	1	2	2		0	0	0			
277-00-000-00-6904	0000	UNEMPLOYMENT INSURANCE	172	196	198		316	316	316			
277-00-000-00-6904	1011	UNEMPLOYMENT INSURANCE	39	65	89		0	0	0			
277-00-000-00-6905	0000	PERS	1,163	1,072	1,401		2,200	2,200	2,200			
277-00-000-00-6905	1011	PERS	202	598	626		0	0	0			
277-00-000-00-6906	0000	DISABILITY INSURANCE	9	8	7		28	28	28			
277-00-000-00-6906	1011	DISABILITY INSURANCE	3	7	8		0	0	0			
277-00-000-00-6907	0000	LIFE INSURANCE	1	1	2		57	57	57			
277-00-000-00-6907	1011	LIFE INSURANCE	1	1	1		0	0	0			
277-00-000-00-6908	0000	HEALTH INSURANCE	1,400	1,076	1,992		2,336	2,336	2,336			
277-00-000-00-6908	1011	HEALTH INSURANCE	353	695	888		0	0	0			
TOTAL OTHER PAYROLL EXPENSE			4,276	4,772	6,233		6,095	6,095	6,095			
TOTAL PERSONNEL SERVICES			15,855	17,679	18,691		19,868	19,868	19,868			
MATERIALS & SERVICES												
277-00-000-00-7213	0000	SOFTWARE & LICENSES	0	140	0		0	0	0			
277-00-000-00-7114	0000	PROGRAM ADVERTISING & PROMOTIONS	1,470	85	0		470	470	470			
277-00-000-00-7303	0000	EMPLOYEE TRAINING COSTS	140	309	0		140	140	140			

COLUMBIA GORGE COMMUNITY COLLEGE

Account Number	Prj	Description	Actual 2010-11	Actual 2011-12	ADJ Bgt 2012-13	% of Total	Proposed 2013-14	Approved 2013-14	Adopted 2013-14	\$Chg Incr(Decr)	% of Prior Bgt	% of Total
277-00-000-00-7510	0000	POSTAGE	193	0	200		309	309	309			
277-00-000-00-7601	0000	PRINTING & DUPLICATING	51	90	250		480	480	480			
277-00-000-00-7802	0000	GRANT SCHOLARSHIPS	0	0	150		90	90	90			
277-00-000-00-8006	0000	INSTRUCTIONAL SUPPLIES	234	450	250		369	369	369			
277-00-000-00-8009	0000	OFFICE SUPPLIES	1,522	222	300		522	522	522			
277-00-000-00-8011	0000	REFERENCE MATERIALS	449	1,801	0		449	449	449			
277-00-000-00-8205	0000	EMPLOYEE TRAVEL	796	75	1,555		582	582	582			
277-00-000-00-8509	0000	FOOD & REFRESHMENTS	251	0	150		250	250	250			
277-00-000-00-8509	1011	FOOD & REFRESHMENTS	0	1,703	0		0	0	0			
277-00-000-00-8513	0000	INDIRECT COST EXPENSE	1,913	529	2,421		1	1	1			
277-00-000-00-8513	1011	INDIRECT COST EXPENSE	241	0	0		0	0	0			
277-00-000-00-8516	0000	MEMBERSHIP FEES & DUES	164	0	0		164	164	164			
277-00-000-00-8519	0000	PROGRAM PARTICIPANT EXPENSE	417	617	250		0	0	0			
TOTAL MATERIAL & SERVICES			7,840	7,070	5,526		3,826	3,826	3,826			
TOTAL EXPENDITURES			23,694	24,749	24,217		23,694	23,694	23,694			
277-00-000-00-3000	0000	UNAPPROPRIATED ENDING FUND BALANCE	0	0	0		0	0	0			
TOTAL REQUIREMENTS			23,694	24,749	24,217		23,694	23,694	23,694			
TOTAL RESOURCES LESS REQUIREMENTS			0	0	0		0	0	0			

COLUMBIA GORGE COMMUNITY COLLEGE

Account Number	Prj	Description	Actual 2010-11	Actual 2011-12	ADJ Bgt 2012-13	% of Total	Proposed 2013-14	Approved 2013-14	Adopted 2013-14	\$Chg Incr(Decr)	% of Prior Bgt	% of Total
CO-CURRICULAR ACTIVITIES FUND												
RESOURCES												
278-00-000-00-3000	0000	PRIOR YEAR FUND BALANCE	0	424	0		198	198	198			
278-00-000-00-4304	0000	OREGON COUNCIL FOR HUMANITIES GRANT	0	0	0		0	0	0			
278-00-000-00-4311	0000	HOOD RIVER CULTURAL TRUST	0	500	500		0	0	0			
278-00-000-00-4312	0000	WASCO CO CULTURAL TRUST	500	0	500		0	0	0			
278-00-000-00-4652	0000	RESTRICTED GIFTS	100	2,235	1,400		2,735	2,735	2,735			
278-00-000-00-4710	0000	TICKET SALES	302	529	600		565	565	565			
278-00-000-00-4901	0000	TRANSFER FROM GENERAL FUND	1,000	0	5,000		5,000	5,000	5,000			
278-00-000-00-4901	4004	TRANSFER FROM GENERAL FUND	0	0	0		7,500	7,500	7,500			
			0	0	0		0	0	0			
TOTAL RESOURCES			1,902	3,688	8,000		15,998	15,998	15,998			
MATERIALS & SERVICES												
278-00-000-00-7114	0000	PROGRAM ADVERTISING & PROMOTIONS	9	70	0		0	0	0			
278-00-000-00-7114	4004	PROGRAM ADVERTISING & PROMOTIONS-SO	0	0	0		150	150	150			
278-00-000-00-7210	0000	OTHER CONTRACTED SERVICES	0	472	2,000		4,900	4,900	4,900			
278-00-000-00-7210	4001	OTHER CONTRACTED SERVICES-HUMANITIES	0	0	0		1,500	1,500	1,500			
278-00-000-00-7510	0000	POSTAGE	19	102	50		100	100	100			
278-00-000-00-7521	0000	SHIPPING & FREIGHT	0	0	0		0	0	0			
278-00-000-00-7601	0000	PRINTING & DUPLICATING	0	0	23		0	0	0			
278-00-000-00-7601	4001	PRINTING & DUPLICATING-HUMANITIES	0	0	0		900	900	900			
278-00-000-00-7614	0000	PROGRAM MARKETING PRINTING	243	86	1,077		300	300	300			
278-00-000-00-7702	0000	FACILITY LEASE EXPENSE	250	650	3,016		0	0	0			
278-00-000-00-7702	4001	FACILITY LEASE EXPENSE-HUMANITIES	0	0	0		900	900	900			
278-00-000-00-8006	0000	INSTRUCTIONAL SUPPLIES	0	562	800		0	0	0			
278-00-000-00-8006	4002	INSTRUCTIONAL SUPPLIES-ART SHOWS	0	0	0		500	500	500			
278-00-000-00-8006	4004	INSTRUCTIONAL SUPPLIES-SOCCER	0	0	0		2,100	2,100	2,100			
278-00-000-00-8009	0000	OFFICE SUPPLIES	0	0	50		0	0	0			
278-00-000-00-8204	0000	NON-EMPLOYEE TRAVEL	0	1,455	261		3,000	3,000	3,000			
278-00-000-00-8205	0000	EMPLOYEE TRAVEL	0	47	423		245	245	245			
278-00-000-00-8509	0000	FOOD & REFRESHMENTS	956	49	300		0	0	0			
278-00-000-00-8509	4003	FOOD & REFRESHMENTS-SCIENCE SUMMIT/C	0	0	0		553	553	553			
278-00-000-00-8509	4004	FOOD & REFRESHMENTS-SOCCER	0	0	0		850	850	850			
TOTAL MATERIAL & SERVICES			1,478	3,491	8,000		15,998	15,998	15,998			
TRANSFERS												
278-00-000-00-9901	0000	TRANSFER TO GENERAL FUND	0	0	0		0	0	0			
TOTAL TRANSFERS			0	0	0		0	0	0			
TOTAL EXPENDITURES			1,478	3,491	8,000		15,998	15,998	15,998			
278-00-000-00-3000	0000	UNAPPROPRIATED ENDING FUND BALANCE	424	198	0		0	0	0			
TOTAL REQUIREMENTS			1,902	3,688	8,000		15,998	15,998	15,998			
TOTAL RESOURCES LESS REQUIREMENTS			0	0	0		0	0	0			

COLUMBIA GORGE COMMUNITY COLLEGE

Account Number	Prj	Description	Actual 2010-11	Actual 2011-12	ADJ Bgt 2012-13	% of Total	Proposed 2013-14	Approved 2013-14	Adopted 2013-14	\$Chg Incr(Decr)	% of Prior Bgt	% of Total
CAREER PATHWAYS PROGRAM INCOME FUND												
RESOURCES												
283-00-000-00-3000	0000	PRIOR YEAR FUND BALANCE	0	1,641	0		70	70	70			
283-00-000-00-4714	0000	PROGRAM INCOME	1,641	0	1,000		0	0	0			
TOTAL RESOURCES			1,641	1,641	1,000		70	70	70			
REQUIREMENTS												
MATERIALS & SERVICES												
283-00-000-00-7114	0000	PROGRAM ADVERTISING & PROMOTIONS	0	0	0		0	0	0			
283-00-000-00-7210	0000	OTHER CONTRACTED SERVICES	0	446	0		0	0	0			
283-00-000-00-7510	0000	POSTAGE	0	0	0		0	0	0			
283-00-000-00-7601	0000	PRINTING & DUPLICATING	0	0	0		0	0	0			
283-00-000-00-7901	0000	SUBSCRIPTIONS	0	0	0		0	0	0			
283-00-000-00-8009	0000	OFFICE SUPPLIES	0	0	0		0	0	0			
283-00-000-00-8011	0000	REFERENCE MATERIALS	0	253	200		0	0	0			
283-00-000-00-8201	0000	CONFERENCE FEES	0	645	300		0	0	0			
283-00-000-00-8204	0000	NON-EMPLOYEE TRAVEL	0	0	0		0	0	0			
283-00-000-00-8205	0000	EMPLOYEE TRAVEL	0	228	500		70	70	70			
283-00-000-00-8509	0000	FOOD & REFRESHMENTS	0	0	0		0	0	0			
283-00-000-00-8513	0000	INDIRECT COST EXPENSE	0	0	0		0	0	0			
283-00-000-00-8516	0000	MEMBERSHIP FEES & DUES	0	0	0		0	0	0			
283-00-000-00-8802	0000	INFO TECH EQUIPMENT <\$5000	0	0	0		0	0	0			
TOTAL MATERIAL & SERVICES			0	1,571	1,000		70	70	70			
TOTAL EXPENDITURES			0	1,571	1,000		70	70	70			
283-00-000-00-3000	0000	UNAPPROPRIATED ENDING FUND BALANCE	1,641	70	0		0	0	0			
TOTAL REQUIREMENTS			1,641	1,641	1,000		70	70	70			
TOTAL RESOURCES LESS REQUIREMENTS			0	0	0		0	0	0			

COLUMBIA GORGE COMMUNITY COLLEGE

Account Number	Prj	Description	Actual 2010-11	Actual 2011-12	ADJ Bgt 2012-13	% of Total	Proposed 2013-14	Approved 2013-14	Adopted 2013-14	\$Chg Incr(Decr)	% of Prior Bgt	% of Total
PATHWAYS INITIATIVE STATE-WIDE DIRECTOR GRANT												
RESOURCES												
284-00-000-00-3000	0000	PRIOR YEAR FUND BALANCE	0	0	0		0	0	0			
284-00-000-00-4052	0000	US DOL WIA 1B INCENTIVE FUNDS	0	0	0		0	0	0			
284-00-000-00-4055	0000	US DOL WIA ADULT PROGRAM 17.258 ARRA	140,882	0	0		50,000	50,000	50,000			
284-00-000-00-4056	0000	US DOL WIA DISLOCATED WORKERS 17.260 /	11,204	0	0		50,000	50,000	50,000			
284-00-000-00-4162	0000	OCCWD STRATEGIC RESERVE FUND	0	149,999	162,979		60,000	60,000	60,000			
TOTAL RESOURCES			152,086	149,999	162,979		160,000	160,000	160,000			
REQUIREMENTS												
PERSONNEL SERVICES												
SALARY EXPENSE												
284-00-000-00-6105	0000	DIRECTOR SALARIES	70,911	70,911	70,911		74,947	74,947	74,947			
284-00-000-00-6801	0000	EMPLOYEE TAXABLE ALLOWANCE	822	859	1,085		822	822	822			
TOTAL SALARY EXPENSE			71,733	71,770	71,996		75,769	75,769	75,769			
OTHER PAYROLL EXPENSE												
284-00-000-00-6901	0000	SOCIAL SECURITY	5,316	5,324	5,508		5,796	5,796	5,796			
284-00-000-00-6902	0000	WORKERS' COMPENSATION INS	263	314	360		303	303	303			
284-00-000-00-6903	0000	STATE WORKERS BENEFIT FUND	24	23	36		106	106	106			
284-00-000-00-6904	0000	UNEMPLOYMENT INSURANCE	743	759	1,656		1,743	1,743	1,743			
284-00-000-00-6905	0000	PERS	8,616	11,677	11,714		12,328	12,328	12,328			
284-00-000-00-6906	0000	DISABILITY INSURANCE	141	142	142		150	150	150			
284-00-000-00-6907	0000	LIFE INSURANCE	14	14	14		14	14	14			
284-00-000-00-6908	0000	HEALTH INSURANCE	14,368	13,878	15,321		21,412	21,412	21,412			
TOTAL OTHER PAYROLL EXPENSE			29,486	32,131	34,751		41,852	41,852	41,852			
TOTAL PERSONNEL SERVICES			101,219	103,901	106,747		117,621	117,621	117,621			
MATERIALS & SERVICES												
284-00-000-00-7210	0000	OTHER CONTRACTED SERVICES	0	285	167		0	0	0			
284-00-000-00-7510	0000	POSTAGE	54	178	63		200	200	200			
284-00-000-00-7521	0000	SHIPPING & FREIGHT	287	145	500		500	500	500			
284-00-000-00-7601	0000	PRINTING & DUPLICATING	2,977	1,596	9,942		1,000	1,000	1,000			
284-00-000-00-7902	0000	ELECTRONIC SUBSCRIPTIONS	0	60	60		0	0	0			
284-00-000-00-8009	0000	OFFICE SUPPLIES	2,777	1,065	2,438		2,000	2,000	2,000			
284-00-000-00-8011	0000	REFERENCE MATERIALS	510	402	705		800	800	800			
284-00-000-00-8201	0000	CONFERENCE FEES	1,506	815	2,000		1,500	1,500	1,500			
284-00-000-00-8204	0000	NON-EMPLOYEE TRAVEL	1,386	76	1,068		2,000	2,000	2,000			
284-00-000-00-8205	0000	EMPLOYEE TRAVEL	16,161	17,173	13,447		10,679	10,679	10,679			
284-00-000-00-8513	0000	INDIRECT COST EXPENSE	19,565	19,565	20,411		20,800	20,800	20,800			
284-00-000-00-8515	0000	MEETING & CONFERENCE EXPENSE	4,822	4,237	3,974		2,000	2,000	2,000			
284-00-000-00-8516	0000	MEMBERSHIP FEES & DUES	560	500	535		650	650	650			
284-00-000-00-8802	0000	INFO TECH EQUIPMENT <\$5000	262	0	922		250	250	250			
TOTAL MATERIAL & SERVICES			50,867	46,098	56,232		42,379	42,379	42,379			
TOTAL EXPENDITURES			152,086	149,999	162,979		160,000	160,000	160,000			

COLUMBIA GORGE COMMUNITY COLLEGE

Account Number	Prj	Description	Actual 2010-11	Actual 2011-12	ADJ Bgt 2012-13	% of Total	Proposed 2013-14	Approved 2013-14	Adopted 2013-14	\$Chg Incr(Decr)	% of Prior Bgt	% of Total
284-00-000-00-3000	0000	UNAPPROPRIATED ENDING FUND BALANCE	0	0	0		0	0	0			
TOTAL REQUIREMENTS			152,086	149,999	162,979		160,000	160,000	160,000			
TOTAL RESOURCES LESS REQUIREMENTS			0	0	0		0	0	0			

COLUMBIA GORGE COMMUNITY COLLEGE

Account Number	Prj	Description	Actual 2010-11	Actual 2011-12	ADJ Bgt 2012-13	% of Total	Proposed 2013-14	Approved 2013-14	Adopted 2013-14	\$Chg Incr(Decr)	% of Prior Bgt	% of Total
INSURANCE FUND												
RESOURCES												
285-00-000-00-3000	0000	PRIOR YEAR FUND BALANCE	2,707	2,207	2,207		2,707	2,707	2,707			
285-00-000-00-4684	0000	INSURANCE PROCEEDS	908	0	0		908	908	908			
TOTAL RESOURCES			3,615	2,207	2,207		3,615	3,615	3,615			
REQUIREMENTS												
MATERIALS & SERVICES												
285-00-000-00-7210	0000	OTHER CONTRACTED SERVICES	0	0	0		0	0	0			
285-00-000-00-8508	0000	EQUIPMENT REPAIR	1,408	0	2,207		3,615	3,615	3,615			
TOTAL MATERIAL & SERVICES			1,408	0	2,207		3,615	3,615	3,615			
TRANSFERS												
285-00-000-00-9901	0000	TRANSFER TO GENERAL FUND	0	0	0		0	0	0			
TOTAL TRANSFERS			0	0	0		0	0	0			
TOTAL EXPENDITURES			1,408	0	2,207		3,615	3,615	3,615			
285-00-000-00-3000	0000	UNAPPROPRIATED ENDING FUND BALANCE	2,207	2,207	0		0	0	0			
TOTAL REQUIREMENTS			3,615	2,207	2,207		3,615	3,615	3,615			
TOTAL RESOURCES LESS REQUIREMENTS			0	0	0		0	0	0			

COLUMBIA GORGE COMMUNITY COLLEGE

Account Number	Prj	Description	Actual 2010-11	Actual 2011-12	ADJ Bgt 2012-13	% of Total	Proposed 2013-14	Approved 2013-14	Adopted 2013-14	\$Chg Incr(Decr)	% of Prior Bgt	% of Total
PATHWAYS INITIATIVE PROJECTS & TECHNICAL ASSISTANCE GRANT												
RESOURCES												
286-00-000-00-3000	0000	PRIOR YEAR FUND BALANCE	0	0	0		0	0	0			
286-00-000-00-4052	0000	US DOL WIA 1B INCENTIVE FUNDS	0	0	0		0	0	0			
286-00-000-00-4162	0000	OCCWD STRATEGIC RESERVE FUND	41,005	32,537	33,190		40,003	40,003	40,003			
TOTAL RESOURCES			41,005	32,537	33,190		40,003	40,003	40,003			
REQUIREMENTS												
MATERIALS & SERVICES												
286-00-000-00-7210	0000	OTHER CONTRACTED SERVICES	26,705	23,840	28,100		27,825	27,825	27,825			
286-00-000-00-7614	0000	PROGRAM MARKETING PRINTING	1,605	0	0		1,000	1,000	1,000			
286-00-000-00-8204	0000	NON-EMPLOYEE TRAVEL	690	0	0		500	500	500			
286-00-000-00-8205	0000	EMPLOYEE TRAVEL	0	0	300		0	0	0			
286-00-000-00-8513	0000	INDIRECT COST EXPENSE	5,345	4,244	4,290		5,218	5,218	5,218			
286-00-000-00-8515	0000	MEETING & CONFERENCE EXPENSE	6,660	4,453	500		5,460	5,460	5,460			
TOTAL MATERIAL & SERVICES			41,005	32,537	33,190		40,003	40,003	40,003			
TOTAL EXPENDITURES			41,005	32,537	33,190		40,003	40,003	40,003			
286-00-000-00-3000	0000	UNAPPROPRIATED ENDING FUND BALANCE	0	0	0		0	0	0			
TOTAL REQUIREMENTS			41,005	32,537	33,190		40,003	40,003	40,003			
TOTAL RESOURCES LESS REQUIREMENTS			0	0	0		0	0	0			

COLUMBIA GORGE COMMUNITY COLLEGE

Account Number	Prj	Description	Actual 2010-11	Actual 2011-12	ADJ Bgt 2012-13	% of Total	Proposed 2013-14	Approved 2013-14	Adopted 2013-14	\$Chg Incr(Decr)	% of Prior Bgt	% of Total
OREGON COMMUNITY COLLEGES GREEN INITIATIVE 2009-2011												
(MANUFACTURING CAREER PATHWAYS TECHNICAL ASSISTANCE GRANT 2007-2009)												
RESOURCES												
287-00-000-00-3000	0000	PRIOR YEAR FUND BALANCE	0	0	0		0	0	0			
287-00-000-00-4162	0000	OCCWD STRATEGIC RESERVE FUND	172	0	0		0	0	0			
TOTAL RESOURCES			172	0	0		0	0	0			
REQUIREMENTS												
PERSONNEL SERVICES												
SALARY EXPENSE												
287-00-000-00-6105	0000	DIRECTOR SALARIES	0	0	0		0	0	0			
287-00-000-00-6301	0000	FULL TIME CLASSIFIED	0	0	0		0	0	0			
TOTAL SALARY EXPENSE			0	0	0		0	0	0			
OTHER PAYROLL EXPENSE												
287-00-000-00-6901	0000	SOCIAL SECURITY	0	0	0		0	0	0			
287-00-000-00-6902	0000	WORKERS' COMPENSATION INS	0	0	0		0	0	0			
287-00-000-00-6903	0000	STATE WORKERS BENEFIT FUND	0	0	0		0	0	0			
287-00-000-00-6904	0000	UNEMPLOYMENT INSURANCE	0	0	0		0	0	0			
287-00-000-00-6905	0000	PERS	0	0	0		0	0	0			
287-00-000-00-6906	0000	DISABILITY INSURANCE	0	0	0		0	0	0			
287-00-000-00-6907	0000	LIFE INSURANCE	0	0	0		0	0	0			
287-00-000-00-6908	0000	HEALTH INSURANCE	0	0	0		0	0	0			
TOTAL OTHER PAYROLL EXPENSE			0	0	0		0	0	0			
TOTAL PERSONNEL SERVICES			0	0	0		0	0	0			
MATERIALS & SERVICES												
287-00-000-00-7210	0000	OTHER CONTRACTED SERVICES	0	0	0		0	0	0			
287-00-000-00-8513	0000	INDIRECT COST EXPENSE	22	0	0		0	0	0			
287-00-000-00-8515	0000	MEETING & CONFERENCE EXPENSE	149	0	0		0	0	0			
TOTAL MATERIAL & SERVICES			172	0	0		0	0	0			
TOTAL EXPENDITURES			172	0	0		0	0	0			
287-00-000-00-3000	0000	UNAPPROPRIATED ENDING FUND BALANCE	0	0	0		0	0	0			
TOTAL REQUIREMENTS			172	0	0		0	0	0			
TOTAL RESOURCES LESS REQUIREMENTS			0	0	0		0	0	0			

COLUMBIA GORGE COMMUNITY COLLEGE

Account Number	Prj	Description	Actual 2010-11	Actual 2011-12	ADJ Bgt 2012-13	% of Total	Proposed 2013-14	Approved 2013-14	Adopted 2013-14	\$Chg Incr(Decr)	% of Prior Bgt	% of Total
OREGON COUNCIL FOR THE HUMANITIES GRANT												
RESOURCES												
288-00-000-00-3000	0000	PRIOR YEAR FUND BALANCE	0	0	0		0	0	0			
288-00-000-00-4015	0000	NATIONAL ENDOWMENT FOR THE HUMANITIE	3,000	2,000	3,000		2,500	2,500	2,500			
TOTAL RESOURCES			3,000	2,000	3,000		2,500	2,500	2,500			
REQUIREMENTS												
MATERIALS & SERVICES												
288-00-000-00-7114	0000	PROGRAM ADVERTISING & PROMOTIONS	233	0	0		0	0	0			
288-00-000-00-7210	0000	OTHER CONTRACTED SERVICES	1,700	2,000	2,000		2,000	2,000	2,000			
288-00-000-00-7702	0000	FACILITY LEASE	300	0	0		0	0	0			
288-00-000-00-8204	0000	NON-EMPLOYEE TRAVEL	703	0	1,000		500	500	500			
288-00-000-00-8205	0000	EMPLOYEE TRAVEL	64	0	0		0	0	0			
TOTAL MATERIAL & SERVICES			3,000	2,000	3,000		2,500	2,500	2,500			
TOTAL EXPENDITURES			3,000	2,000	3,000		2,500	2,500	2,500			
288-00-000-00-3000	0000	UNAPPROPRIATED ENDING FUND BALANCE	0	0	0		0	0	0			
TOTAL REQUIREMENTS			3,000	2,000	3,000		2,500	2,500	2,500			
TOTAL RESOURCES LESS REQUIREMENTS			0	0	0		0	0	0			

COLUMBIA GORGE COMMUNITY COLLEGE

Account Number	Prj	Description	Actual 2010-11	Actual 2011-12	ADJ Bgt 2012-13	% of Total	Proposed 2013-14	Approved 2013-14	Adopted 2013-14	\$Chg Incr(Decr)	% of Prior Bgt	% of Total
INFANT/TODDLER PROJECT ARRA GRANT												
RESOURCES												
290-00-000-00-3000	0000	PRIOR YEAR FUND BALANCE	0	0	0		0	0	0			
290-00-000-00-4045	0000	US DHHS CCD BLOCK GRANT 93.575	9,061	0	0		0	0	0			
290-00-000-00-4046	0000	US DHHS ARRA CCD BLOCK GRANT 93.713	14,799	0	0		0	0	0			
TOTAL RESOURCES			23,860	0	0		0	0	0			
REQUIREMENTS												
PERSONNEL SERVICES												
SALARY EXPENSE												
290-00-000-00-6302	0000	PART TIME CLASSIFIED WAGES	7,655	0	0		0	0	0			
290-00-000-00-6302	1010	PART TIME CLASSIFIED WAGES	230	0	0		0	0	0			
290-00-000-00-6302	1011	PART TIME CLASSIFIED WAGES	337	0	0		0	0	0			
290-00-000-00-6421	0000	PART TIME INSTRUCTOR WAGES	0	0	0		0	0	0			
TOTAL SALARY EXPENSE			8,222	0	0		0	0	0			
OTHER PAYROLL EXPENSE												
290-00-000-00-6901	0000	SOCIAL SECURITY	586	0	0		0	0	0			
290-00-000-00-6901	1010	SOCIAL SECURITY	16	0	0		0	0	0			
290-00-000-00-6901	1011	SOCIAL SECURITY	24	0	0		0	0	0			
290-00-000-00-6902	0000	WORKERS' COMPENSATION INS	28	0	0		0	0	0			
290-00-000-00-6902	1010	WORKERS' COMPENSATION INS	1	0	0		0	0	0			
290-00-000-00-6902	1011	WORKERS' COMPENSATION INS	1	0	0		0	0	0			
290-00-000-00-6903	0000	STATE WORKERS BENEFIT FUND	9	0	0		0	0	0			
290-00-000-00-6903	1010	STATE WORKERS BENEFIT FUND	1	0	0		0	0	0			
290-00-000-00-6903	1011	STATE WORKERS BENEFIT FUND	1	0	0		0	0	0			
290-00-000-00-6904	0000	UNEMPLOYMENT INSURANCE	176	0	0		0	0	0			
290-00-000-00-6904	1010	UNEMPLOYMENT INSURANCE	4	0	0		0	0	0			
290-00-000-00-6904	1011	UNEMPLOYMENT INSURANCE	6	0	0		0	0	0			
290-00-000-00-6905	0000	PERS	81	0	0		0	0	0			
290-00-000-00-6905	1010	PERS	46	0	0		0	0	0			
290-00-000-00-6905	1011	PERS	66	0	0		0	0	0			
290-00-000-00-6906	0000	DISABILITY INSURANCE	0	0	0		0	0	0			
290-00-000-00-6906	1010	DISABILITY INSURANCE	0	0	0		0	0	0			
290-00-000-00-6906	1011	DISABILITY INSURANCE	0	0	0		0	0	0			
290-00-000-00-6907	0000	LIFE INSURANCE	0	0	0		0	0	0			
290-00-000-00-6907	1010	LIFE INSURANCE	0	0	0		0	0	0			
290-00-000-00-6907	1011	LIFE INSURANCE	0	0	0		0	0	0			
290-00-000-00-6908	0000	HEALTH INSURANCE	71	0	0		0	0	0			
290-00-000-00-6908	1010	HEALTH INSURANCE	0	0	0		0	0	0			
290-00-000-00-6908	1011	HEALTH INSURANCE	0	0	0		0	0	0			
TOTAL OTHER PAYROLL EXPENSE			1,117	0	0		0	0	0			
TOTAL PERSONNEL SERVICES			9,339	0	0		0	0	0			

COLUMBIA GORGE COMMUNITY COLLEGE

Account Number	Prj	Description	Actual 2010-11	Actual 2011-12	ADJ Bgt 2012-13	% of Total	Proposed 2013-14	Approved 2013-14	Adopted 2013-14	\$Chg Incr(Decr)	% of Prior Bgt	% of Total
MATERIALS & SERVICES												
290-00-000-00-7114	1010	PROGRAM ADVERTISING & PROMOTIONS	565	0	0		0	0	0			
290-00-000-00-7114	1011	PROGRAM ADVERTISING & PROMOTIONS	647	0	0		0	0	0			
290-00-000-00-7210	0000	OTHER CONTRACTED SERVICES	0	0	0		0	0	0			
290-00-000-00-7210	1010	OTHER CONTRACTED SERVICES	120	0	0		0	0	0			
290-00-000-00-7210	1011	OTHER CONTRACTED SERVICES	360	0	0		0	0	0			
290-00-000-00-7510	0000	POSTAGE	0	0	0		0	0	0			
290-00-000-00-7510	1010	POSTAGE	80	0	0		0	0	0			
290-00-000-00-7510	1011	POSTAGE	44	0	0		0	0	0			
290-00-000-00-7601	0000	PRINTING & DUPLICATING	0	0	0		0	0	0			
290-00-000-00-7601	1010	PRINTING & DUPLICATING	0	0	0		0	0	0			
290-00-000-00-7601	1011	PRINTING & DUPLICATING	0	0	0		0	0	0			
290-00-000-00-7802	0000	GRANT SCHOLARSHIPS	0	0	0		0	0	0			
290-00-000-00-7802	1010	GRANT SCHOLARSHIPS	2,053	0	0		0	0	0			
290-00-000-00-7802	1011	GRANT SCHOLARSHIPS	2,875	0	0		0	0	0			
290-00-000-00-8009	0000	OFFICE SUPPLIES	0	0	0		0	0	0			
290-00-000-00-8009	1010	OFFICE SUPPLIES	2,097	0	0		0	0	0			
290-00-000-00-8009	1011	OFFICE SUPPLIES	4,460	0	0		0	0	0			
290-00-000-00-8205	0000	EMPLOYEE TRAVEL	0	0	0		0	0	0			
290-00-000-00-8205	1010	EMPLOYEE TRAVEL	0	0	0		0	0	0			
290-00-000-00-8205	1011	EMPLOYEE TRAVEL	0	0	0		0	0	0			
290-00-000-00-8509	0000	FOOD & REFRESHMENTS	0	0	0		0	0	0			
290-00-000-00-8513	0000	INDIRECT COST EXPENSE	455	0	0		0	0	0			
290-00-000-00-8519	0000	PROGRAM PARTICIPANT EXPENSE	0	0	0		0	0	0			
290-00-000-00-8519	1010	PROGRAM PARTICIPANT EXPENSE	0	0	0		0	0	0			
290-00-000-00-8519	1011	PROGRAM PARTICIPANT EXPENSE	765	0	0		0	0	0			
TOTAL MATERIAL & SERVICES			14,521	0	0		0	0	0			
TOTAL EXPENDITURES			23,860	0	0		0	0	0			
290-00-000-00-3000	0000	UNAPPROPRIATED ENDING FUND BALANCE	0	0	0		0	0	0			
TOTAL REQUIREMENTS			23,860	0	0		0	0	0			
TOTAL RESOURCES LESS REQUIREMENTS			0	0	0		0	0	0			

COLUMBIA GORGE COMMUNITY COLLEGE

Account Number	Prj	Description	Actual 2010-11	Actual 2011-12	ADJ Bgt 2012-13	% of Total	Proposed 2013-14	Approved 2013-14	Adopted 2013-14	\$Chg Incr(Decr)	% of Prior Bgt	% of Total
PATHWAYS GREEN LABOR MARKET INFORMATION												
RESOURCES												
291-00-000-00-3000	0000	PRIOR YEAR FUND BALANCE	0	0	0		0	0	0			
291-00-000-00-4058	0000	US DOL 17.275 ARRA	77,618	15,521	0		0	0	0			
TOTAL RESOURCES			77,618	15,521	0		0	0	0			
REQUIREMENTS												
MATERIALS & SERVICES												
291-00-000-00-7210	0000	OTHER CONTRACTED SERVICES	68,100	14,110	0		0	0	0			
291-00-000-00-8204	0000	NON-EMPLOYEE TRAVEL	0	0	0		0	0	0			
291-00-000-00-8205	0000	EMPLOYEE TRAVEL	2,141	0	0		0	0	0			
291-00-000-00-8513	0000	INDIRECT COST EXPENSE	7,056	1,411	0		0	0	0			
291-00-000-00-8515	0000	MEETING & CONFERENCE EXPENSE	321	0	0		0	0	0			
TOTAL MATERIAL & SERVICES			77,618	15,521	0		0	0	0			
TOTAL EXPENDITURES			77,618	15,521	0		0	0	0			
291-00-000-00-3000	0000	UNAPPROPRIATED ENDING FUND BALANCE	0	0	0		0	0	0			
TOTAL REQUIREMENTS			77,618	15,521	0		0	0	0			
TOTAL RESOURCES LESS REQUIREMENTS			0	0	0		0	0	0			

COLUMBIA GORGE COMMUNITY COLLEGE

Account Number	Prj	Description	Actual 2010-11	Actual 2011-12	ADJ Bgt 2012-13	% of Total	Proposed 2013-14	Approved 2013-14	Adopted 2013-14	\$Chg Incr(Decr)	% of Prior Bgt	% of Total
TECHNICAL ASSISTANCE - COMPLETION INNOVATION CHALLENGE APPLICATION GRANT												
RESOURCES												
292-00-000-00-3000	0000	PRIOR YEAR FUND BALANCE	0	0	0		0	0	0			
292-00-000-00-4162	0000	US DOL 17.275 ARRA	13,800	0	0		0	0	0			
TOTAL RESOURCES			13,800	0	0		0	0	0			
MATERIALS & SERVICES												
292-00-000-00-7210	0000	OTHER CONTRACTED SERVICES	12,000	0	0		0	0	0			
292-00-000-00-8513	0000	INDIRECT COST EXPENSE	1,800	0	0		0	0	0			
TOTAL MATERIAL & SERVICES			13,800	0	0		0	0	0			
TOTAL EXPENDITURES			13,800	0	0		0	0	0			
292-00-000-00-3000	0000	UNAPPROPRIATED ENDING FUND BALANCE	0	0	0		0	0	0			
TOTAL REQUIREMENTS			13,800	0	0		0	0	0			
TOTAL RESOURCES LESS REQUIREMENTS			0	0	0		0	0	0			

COLUMBIA GORGE COMMUNITY COLLEGE

Account Number	Prj	Description	Actual 2010-11	Actual 2011-12	ADJ Bgt 2012-13	% of Total	Proposed 2013-14	Approved 2013-14	Adopted 2013-14	\$Chg Incr(Decr)	% of Prior Bgt	% of Total
TRI-COUNTY RECYCLING GRANT												
RESOURCES												
294-00-000-00-3000	0000	PRIOR YEAR FUND BALANCE	0	0	0		0	0	0			
294-00-000-00-4313	0000	TRI-COUNTY WASTE & RECYCLING PROGRAM	2,865	0	0		0	0	0			
TOTAL RESOURCES			2,865	0	0		0	0	0			
REQUIREMENTS												
MATERIALS & SERVICES												
294-00-000-00-8005	0000	GROUPS MAINTENANCE SUPPLIES	2,865	0	0		0	0	0			
TOTAL MATERIAL & SERVICES			2,865	0	0		0	0	0			
TOTAL EXPENDITURES			2,865	0	0		0	0	0			
294-00-000-00-3000	0000	UNAPPROPRIATED ENDING FUND BALANCE	0	0	0		0	0	0			
TOTAL REQUIREMENTS			2,865	0	0		0	0	0			
TOTAL RESOURCES LESS REQUIREMENTS			0	0	0		0	0	0			

COLUMBIA GORGE COMMUNITY COLLEGE

Account Number	Prj	Description	Actual 2010-11	Actual 2011-12	ADJ Bgt 2012-13	% of Total	Proposed 2013-14	Approved 2013-14	Adopted 2013-14	\$Chg Incr(Decr)	% of Prior Bgt	% of Total
BUILDING LEASE FUND												
RESOURCES												
296-00-000-00-3000	0000	PRIOR YEAR FUND BALANCE	39,670	6,491	0		0	0	0			
296-00-000-00-4671	0000	LEASE REVENUE	151,781	154,846	160,936		154,846	154,846	154,846			
296-00-000-00-4705	0000	KITCHEN USE FEES	17,212	0	0		0	0	0			
296-00-000-00-4671	9052	HRICC RENTAL REVENUE	0	0	0		18,000	18,000	18,000			
TOTAL RESOURCES			208,664	161,337	160,936		172,846	172,846	172,846			
REQUIREMENTS												
PERSONNEL SERVICES												
SALARY EXPENSE												
296-00-000-00-6301	0000	FULL TIME CLASSIFIED WAGES	14,903	15,129	15,444		16,006	16,006	16,006			
296-00-000-00-6303	0000	CLASSIFIED OVERTIME	0	49	0		49	49	49			
TOTAL SALARY EXPENSE			14,903	15,178	15,444		16,055	16,055	16,055			
OTHER PAYROLL EXPENSE												
296-00-000-00-6901	0000	SOCIAL SECURITY	1,054	1,066	1,181		1,224	1,224	1,224			
296-00-000-00-6902	0000	WORKERS' COMPENSATION INS	412	0	695		634	634	634			
296-00-000-00-6903	0000	STATE WORKERS BENEFIT FUND	14	12	8		34	34	34			
296-00-000-00-6904	0000	UNEMPLOYMENT INSURANCE	313	349	355		368	368	368			
296-00-000-00-6905	0000	PERS	1,790	2,471	2,513		3,366	3,366	3,366			
296-00-000-00-6906	0000	DISABILITY INSURANCE	30	30	31		34	34	34			
296-00-000-00-6907	0000	LIFE INSURANCE	7	7	7		14	14	14			
296-00-000-00-6908	0000	HEALTH INSURANCE	7,184	7,980	9,080		8,568	8,568	8,568			
TOTAL OTHER PAYROLL EXPENSE			10,803	11,916	13,870		14,242	14,242	14,242			
TOTAL PERSONNEL SERVICES			25,706	27,094	29,314		30,297	30,297	30,297			
MATERIALS & SERVICES												
296-00-000-00-7210	0000	OTHER CONTRACTED SERVICES	1,444	1,185	2,300		10,000	10,000	10,000			
296-00-000-00-7510	0000	POSTAGE	0	0	20		0	0	0			
296-00-000-00-7601	0000	PRINTING & DUPLICATING	0	0	50		0	0	0			
296-00-000-00-8001	0000	BUILDING MAINTENANCE SUPPLIES	0	0	1,500		0	0	0			
296-00-000-00-8001	2900	BUILDING MAINTENANCE SUPPLIES	0	0	0		2,000	2,000	2,000			
296-00-000-00-8002	0000	CLEANING SUPPLIES	256	117	1,500		256	256	256			
296-00-000-00-8002	2900	CLEANING SUPPLIES-RENTALS	0	0	0		500	500	500			
296-00-000-00-8003	0000	CUSTODIAL DISPOSABLES	0	0	1,000		0	0	0			
296-00-000-00-8003	2900	CUSTODIAL DISPOSABLES-RENTALS	0	0	0		1,000	1,000	1,000			
296-00-000-00-8401	0000	UTILITIES/ELECTRIC	11,320	11,285	11,988		12,453	12,453	12,453			
296-00-000-00-8402	0000	UTILITIES/NATURAL GAS	3,252	2,463	11,984		3,252	3,252	3,252			
296-00-000-00-8404	0000	UTILITIES/WATER & SEWER	2,510	3,046	3,060		3,046	3,046	3,046			
296-00-000-00-8404	0000	PROPERTY TAXES	0	0	0		5,292	5,292	5,292			
296-00-000-00-8404	0000	INSURANCE	0	0	0		0	0	0			
TOTAL MATERIAL & SERVICES			18,782	18,096	33,402		37,799	37,799	37,799			
TRANSFERS												
296-00-000-00-9901	0000	TRANSFER TO GENERAL FUND	157,685	116,147	98,220		104,750	104,750	104,750			

COLUMBIA GORGE COMMUNITY COLLEGE

Account Number	Prj	Description	Actual 2010-11	Actual 2011-12	ADJ Bgt 2012-13	% of Total	Proposed 2013-14	Approved 2013-14	Adopted 2013-14	\$Chg Incr(Decr)	% of Prior Bgt	% of Total
TOTAL TRANSFERS			157,685	116,147	98,220		104,750	104,750	104,750			
TOTAL EXPENDITURES			202,172	161,337	160,936		172,846	172,846	172,846			
296-00-000-00-3000	0000	UNAPPROPRIATED ENDING FUND BALANCE	6,491	0	0		0	0	0			
TOTAL REQUIREMENTS			208,664	161,337	160,936		172,846	172,846	172,846			
TOTAL RESOURCES LESS REQUIREMENTS			0	0	0		0	0	0			

COLUMBIA GORGE COMMUNITY COLLEGE

Account Number	Prj	Description	Actual 2010-11	Actual 2011-12	ADJ Bgt 2012-13	% of Total	Proposed 2013-14	Approved 2013-14	Adopted 2013-14	\$Chg Incr(Decr)	% of Prior Bgt	% of Total
FOOD SERVICE												
RESOURCES												
297-00-000-00-3000	0000	PRIOR YEAR FUND BALANCE	17,525	9,552	8,400		8,388	8,388	8,388			
297-00-000-00-4624	0000	FOOD SERVICE CONTRACT REVENUE	4,839	3,932	5,000		4,839	4,839	4,839			
TOTAL RESOURCES			22,364	13,484	13,400		13,227	13,227	13,227			
REQUIREMENTS												
MATERIALS & SERVICES												
297-00-000-00-8002	0000	CLEANING SUPPLIES	294	308	999		331	331	331			
297-00-000-00-8508	0000	EQUIPMENT REPAIR	518	0	1,000		518	518	518			
297-00-000-00-8805	0000	OTHER MINOR EQUIPMENT <\$5000	0	0	10,400		0	0	0			
TOTAL MATERIAL & SERVICES			812	308	12,399		849	849	849			
CAPITAL OUTLAY												
297-00-000-00-9575	0000	OTHER EQUIPMENT >\$5000	0	0	1		5,000	5,000	5,000			
TOTAL CAPITAL OUTLAY			0	0	1		5,000	5,000	5,000			
TRANSFERS												
297-00-000-00-9901	0000	TRANSFER TO GENERAL FUND	12,000	4,788	1,000		7,378	7,378	7,378			
TOTAL TRANSFERS			12,000	4,788	1,000		7,378	7,378	7,378			
TOTAL EXPENDITURES			12,812	5,096	13,400		13,227	13,227	13,227			
297-00-000-00-3000	0000	UNAPPROPRIATED ENDING FUND BALANCE	9,552	8,388	0		0	0	0			
TOTAL REQUIREMENTS			22,364	13,484	13,400		13,227	13,227	13,227			
TOTAL RESOURCES LESS REQUIREMENTS			0	0	0		0	0	0			

COLUMBIA GORGE COMMUNITY COLLEGE

Account Number	Prj	Description	Actual 2010-11	Actual 2011-12	ADJ Bgt 2012-13	% of Total	Proposed 2013-14	Approved 2013-14	Adopted 2013-14	\$Chg Incr(Decr)	% of Prior Bgt	% of Total
CAPITAL PROJECTS FUND												
RESOURCES												
301-00-000-00-3000	0000	PRIOR YEAR FUND BALANCE	35,861	0	0		660,000	660,000	660,000			
301-00-000-00-4112	0000	STATE CONSTRUCTION AID	0	0	0		0	0	0			
301-00-000-00-4611	0000	INTEREST INVESTMENTS	67	0	0		0	0	0			
301-00-000-00-4614	0000	GAIN/LOSS ON SALE ON SECURITIES	0	0	0		0	0	0			
301-00-000-00-4621	0000	OTHER NONOPERATING REVENUE	0	0	0		0	0	0			
301-00-000-00-4623	0000	REBATES	0	0	0		0	0	0			
301-00-000-00-4652	0000	RESTRICTED GIFTS	0	0	0		0	0	0			
301-00-000-00-4682	0000	BOND PROCEEDS PREMIUM	0	0	0		0	0	0			
301-00-000-00-4683	0000	BOND PROCEEDS	0	0	0		0	0	0			
301-00-000-00-4901	0000	TRANSFERS FROM GENERAL FUND	128,901	0	0		0	0	0			
301-00-000-00-4902	0000	TRANSFERS FROM SPECIAL FUNDS	0	0	0		0	0	0			
TOTAL RESOURCES			164,830	0	0		660,000	660,000	660,000			
REQUIREMENTS												
MATERIALS & SERVICES												
301-00-000-00-7113	0000	PROCUREMENT ADVERTISING	0	0	0		0	0	0			
301-00-000-00-7201	0000	ARCHITECTURAL & ENGINEERING	0	0	0		0	0	0			
301-00-000-00-7201	9001	ARCHITECTURAL & ENGINEERING-BLDG 1	0	0	0		0	0	0			
301-00-000-00-7201	9002	ARCHITECTURAL & ENGINEERING-BLDG 2	0	0	0		0	0	0			
301-00-000-00-7201	9003	ARCHITECTURAL & ENGINEERING-HSB	0	0	0		0	0	0			
301-00-000-00-7201	9031	ARCHITECTURAL & ENGINEERING-TD SITE	0	0	0		0	0	0			
301-00-000-00-7201	9051	ARCHITECTURAL & ENGINEERING-HRC	0	0	0		0	0	0			
301-00-000-00-7201	9061	ARCHITECTURAL & ENGINEERING-HRC SITE	0	0	0		0	0	0			
301-00-000-00-7201	9052	ARCHITECTURAL & ENGINEERING-HRC SITE	0	0	0		15,000	15,000	15,000			
301-00-000-00-7203	0000	BOND ISSUANCE EXPENSE	0	0	0		0	0	0			
301-00-000-00-7204	0000	ARBORIST	0	0	0		0	0	0			
301-00-000-00-7204	9052	ARBORIST	0	0	0		4,000	4,000	4,000			
301-00-000-00-7207	0000	LEGAL	0	0	0		0	0	0			
301-00-000-00-7207	9052	LEGAL	0	0	0		2,500	2,500	2,500			
301-00-000-00-7210	0000	OTHER CONTRACTED SERVICES	7,035	0	0		0	0	0			
301-00-000-00-7210	9052	OTHER CONTRACTED SERVICES	0	0	0		15,000	15,000	15,000			
301-00-000-00-7215	0000	CONSTRUCTION MANAGEMENT	27	0	0		0	0	0			
301-00-000-00-7216	0000	BUILDING COMMISSIONING	0	0	0		0	0	0			
301-00-000-00-7217	0000	MOVE MANAGEMENT	0	0	0		0	0	0			
301-00-000-00-7218	0000	HAZARDOUS MATERIAL ABATEMENT	0	0	0		0	0	0			
301-00-000-00-7218	9052	HAZARDOUS MATERIAL ABATEMENT	0	0	0		35,000	35,000	35,000			
301-00-000-00-7219	0000	TESTING & INSPECTION	0	0	0		0	0	0			
301-00-000-00-7219	9052	TESTING & INSPECTION	0	0	0		10,000	10,000	10,000			
301-00-000-00-7221	0000	WETLANDS CONSULTING	0	0	0		0	0	0			
301-00-000-00-7221	9052	WETLANDS CONSULTING	0	0	0		5,000	5,000	5,000			
301-00-000-00-7403	0000	PROPERTY INSURANCE	0	0	0		0	0	0			
301-00-000-00-7403	9052	PROPERTY INSURANCE	0	0	0		5,000	5,000	5,000			
301-00-000-00-7510	0000	POSTAGE	0	0	0		0	0	0			

COLUMBIA GORGE COMMUNITY COLLEGE

Account Number	Prj	Description	Actual 2010-11	Actual 2011-12	ADJ Bgt 2012-13	% of Total	Proposed 2013-14	Approved 2013-14	Adopted 2013-14	\$Chg Incr(Decr)	% of Prior Bgt	% of Total
301-00-000-00-7601	0000	PRINTING & DUPLICATING	0	0	0		0	0	0			
301-00-000-00-8502	0000	FINANCIAL SERVICES FEES	107	0	0		0	0	0			
301-00-000-00-8517	0000	MISC FEES & DUES	0	0	0		0	0	0			
301-00-000-00-8518	0000	PERMITS & LICENSES	0	0	0		0	0	0			
301-00-000-00-8518	9001	PERMITS & LICENSES-BLDG 1	0	0	0		0	0	0			
301-00-000-00-8518	9002	PERMITS & LICENSES-BLDG 2	0	0	0		0	0	0			
301-00-000-00-8518	9051	PERMITS & LICENSES-HOOD RIVER	0	0	0		0	0	0			
301-00-000-00-8518	9052	PERMITS & LICENSES-HOOD RIVER	0	0	0		5,000	5,000	5,000			
301-00-000-00-8522	0000	SIGNAGE	0	0	0		0	0	0			
301-00-000-00-8522	9001	SIGNAGE-BLDG 1	0	0	0		0	0	0			
301-00-000-00-8522	9002	SIGNAGE-BLDG 2	0	0	0		0	0	0			
301-00-000-00-8522	9003	SIGNAGE-HEALTH SCIENCE BLDG	0	0	0		0	0	0			
301-00-000-00-8522	9004	SIGNAGE-BLDG 4	0	0	0		0	0	0			
301-00-000-00-8522	9031	SIGNAGE-TD SITE IMPROVEMENTS	0	0	0		0	0	0			
301-00-000-00-8522	9051	SIGNAGE-HOOD RIVER CAMPUS	0	0	0		0	0	0			
301-00-000-00-8801	0000	FURNITURE <\$5000	881	0	0		0	0	0			
301-00-000-00-8802	0000	INFO TECH EQUIPMENT <\$5000	0	0	0		0	0	0			
301-00-000-00-8803	0000	INSTRUCTIONAL EQUIPMENT <\$5000	0	0	0		0	0	0			
301-00-000-00-8804	0000	OFFICE EQUIPMENT <\$5000	0	0	0		0	0	0			
301-00-000-00-8805	0000	OTHER MINOR EQUIPMENT <\$5000	0	0	0		0	0	0			
301-00-000-00-8806	0000	TELECOMM EQUIP <\$5000	0	0	0		0	0	0			
301-00-000-00-8807	0000	TOOLS <\$5000	0	0	0		0	0	0			
TOTAL MATERIAL & SERVICES			8,050	0	0		96,500	96,500	96,500			
CAPITAL OUTLAY												
301-00-000-00-9552	0000	CONSTRUCTION & BLDG IMPROVEMENTS	0	0	0		0	0	0			
301-00-000-00-9552	9001	CONSTRUCTION & BLDG IMPROVEMENTS	0	0	0		0	0	0			
301-00-000-00-9552	9002	CONSTRUCTION & BLDG IMPROVEMENTS	0	0	0		0	0	0			
301-00-000-00-9552	9003	CONSTRUCTION & BLDG IMPROVEMENTS	0	0	0		0	0	0			
301-00-000-00-9552	9004	CONSTRUCTION & BLDG IMPROVEMENTS	2,210	0	0		0	0	0			
301-00-000-00-9552	9005	CONSTRUCTION & BLDG IMPROVEMENTS	0	0	0		0	0	0			
301-00-000-00-9552	9012	CONSTRUCTION & BLDG IMPROVEMENTS	0	0	0		0	0	0			
301-00-000-00-9552	9031	CONSTRUCTION & BLDG IMPROVEMENTS	11,000	0	0		0	0	0			
301-00-000-00-9552	9051	CONSTRUCTION & BLDG IMPROVEMENTS	4,613	0	0		0	0	0			
301-00-000-00-9552	9052	CONSTRUCTION & BLDG IMPROVEMENTS	0	0	0		10,000	10,000	10,000			
301-00-000-00-9560	9031	EARTHWORK-TD SITE IMPROVEMENTS	0	0	0		0	0	0			
301-00-000-00-9560	9061	EARTHWORK-HR SITE IMPROVEMENTS	0	0	0		0	0	0			
301-00-000-00-9561	9031	DEMOLITION-TD SITE IMPROVEMENTS	0	0	0		0	0	0			
301-00-000-00-9561	9061	DEMOLITION-HR	0	0	0		0	0	0			
301-00-000-00-9562	9031	LANDSCAPING-TD SITE IMPROVEMENTS	0	0	0		0	0	0			
301-00-000-00-9562	9061	LANDSCAPING-HR SITE IMPROVEMENTS	0	0	0		0	0	0			
301-00-000-00-9562	9052	LANDSCAPING-HR SITE IMPROVEMENTS	0	0	0		3,500	3,500	3,500			
301-00-000-00-9563	9031	SITE UTILITIES INFRASTRUCTURE-TD SITE IM	0	0	0		0	0	0			
301-00-000-00-9563	9061	SITE UTILITIES INFRASTRUCTURE-HR SITE IM	0	0	0		0	0	0			
301-00-000-00-9571	0000	FURNITURE >\$5000	10,056	0	0		0	0	0			
301-00-000-00-9572	0000	INFO TECH EQUIPMENT >\$5000	0	0	0		0	0	0			
301-00-000-00-9573	0000	INSTRUCTIONAL EQUIPMENT >\$5000	0	0	0		0	0	0			
301-00-000-00-9574	0000	OFFICE EQUIPMENT >\$5000	0	0	0		0	0	0			

COLUMBIA GORGE COMMUNITY COLLEGE

Account Number	Prj	Description	Actual 2010-11	Actual 2011-12	ADJ Bgt 2012-13	% of Total	Proposed 2013-14	Approved 2013-14	Adopted 2013-14	\$Chg Incr(Decr)	% of Prior Bgt	% of Total
301-00-000-00-9575	0000	OTHER EQUIPMENT >\$5000	0	0	0		0	0	0			
301-00-000-00-9576	0000	TELECOMM EQUIP >\$5000	0	0	0		0	0	0			
301-00-000-00-9581	9051	LAND PURCHASE	0	0	0		0	0	0			
301-00-000-00-9581	9052	LAND PURCHASE	0	0	0		550,000	550,000	550,000			
301-00-000-00-9801	0000	RESERVE FOR CONTINGENCY	0	0	0		0	0	0			
		SITE PURCHASE	0	0	0		0	0	0			
		EQUIPMENT & FURNISHINGS	0	0	0		0	0	0			
		SECURITY EQUIPMENT	0	0	0		0	0	0			
TOTAL CAPITAL OUTLAY			27,878	0	0		563,500	563,500	563,500			
DEBT SERVICE												
301-00-000-00-9702	0000	ARBITRAGE	128,901	0	0		0	0	0			
TOTAL DEBT SERVICE			128,901	0	0		0	0	0			
TRANSFERS												
301-00-000-00-9901	0000	TRANSFER TO GENERAL FUND	0	0	0		0	0	0			
TOTAL TRANSFERS			0	0	0		0	0	0			
TOTAL EXPENDITURES			164,830	0	0		660,000	660,000	660,000			
301-00-000-00-3000	0000	UNAPPROPRIATED ENDING FUND BALANCE	0	0	0		0	0	0			
TOTAL REQUIREMENTS			164,830	0	0		660,000	660,000	660,000			
TOTAL RESOURCES LESS REQUIREMENTS			0	0	0		0	0	0			

COLUMBIA GORGE COMMUNITY COLLEGE

Account Number	Prj	Description	Actual 2010-11	Actual 2011-12	ADJ Bgt 2012-13	% of Total	Proposed 2013-14	Approved 2013-14	Adopted 2013-14	\$Chg Incr(Decr)	% of Prior Bgt	% of Total
STATE CAPITAL PROJECTS FUND												
RESOURCES												
302-00-000-00-3000	0000	PRIOR YEAR FUND BALANCE	0	0	0		0	0	0			
302-00-000-00-4112	0000	STATE CONSTRUCTION AID	330,339	0	300,000		0	0	0			
302-00-000-00-4113	3100	STATE LOTTERY FUNDS -NURSING	0	0	0		297,057	297,057	297,057			
TOTAL RESOURCES			330,339	0	300,000		297,057	297,057	297,057			
REQUIREMENTS												
MATERIALS & SERVICES												
302-00-000-00-7113	0000	PROCUREMENT ADVERTISING	2,581	0	0		0	0	0			
302-00-000-00-7201	0000	ARCHITECTURAL & ENGINEERING	1,650	0	0		0	0	0			
302-00-000-00-7210	0000	OTHER CONTRACTED SERVICES	0	0	0		0	0	0			
302-00-000-00-7215	0000	CONSTRUCTION MANAGEMENT	10,885	0	0		0	0	0			
302-00-000-00-8518	0000	PERMITS & LICENSES	0	0	0		0	0	0			
302-00-000-00-8522	0000	SIGNAGE	3,011	0	0		0	0	0			
302-00-000-00-8801	0000	FURNITURE <\$5000	1,949	0	0		0	0	0			
302-00-000-00-8802	0000	INFO TECH EQUIPMENT <\$5000	0	0	0		0	0	0			
302-00-000-00-8803	0000	INSTRUCTIONAL EQUIPMENT <\$5000	0	0	150,000		0	0	0			
302-00-000-00-8804	0000	OFFICE EQUIPMENT <\$5000	0	0	0		0	0	0			
302-00-000-00-8805	0000	OTHER MINOR EQUIPMENT <\$5000	3,996	0	0		0	0	0			
TOTAL MATERIALS & SERVICES			24,072	0	150,000		0	0	0			
CAPITAL OUTLAY												
302-00-000-00-9552	9001	CONSTRUCTION & BLDG IMPROVEMENTS	125,523	0	0		0	0	0			
302-00-000-00-9552	9002	CONSTRUCTION & BLDG IMPROVEMENTS	50,870	0	0		0	0	0			
302-00-000-00-9552	9003	CONSTRUCTION & BLDG IMPROVEMENTS	26,122	0	0		0	0	0			
302-00-000-00-9552	9004	CONSTRUCTION & BLDG IMPROVEMENTS	8,445	0	0		0	0	0			
302-00-000-00-9552	9005	CONSTRUCTION & BLDG IMPROVEMENTS	0	0	0		0	0	0			
302-00-000-00-9552	9014	CONSTRUCTION & BLDG IMPROVEMENTS	0	0	0		0	0	0			
302-00-000-00-9552	9031	CONSTRUCTION & BLDG IMPROVEMENTS	90,713	0	0		0	0	0			
302-00-000-00-9552	9051	CONSTRUCTION & BLDG IMPROVEMENTS	4,596	0	0		0	0	0			
302-00-000-00-9573	0000	INSTRUCTIONAL EQUIPMENT >\$5000	0	0	150,000		297,057	297,057	297,057			
302-00-000-00-9574	0000	OFFICE EQUIPMENT >\$5000	0	0	0		0	0	0			
302-00-000-00-9575	0000	OTHER EQUIPMENT >\$5000	0	0	0		0	0	0			
TOTAL CAPITAL OUTLAY			306,268	0	150,000		297,057	297,057	297,057			
TOTAL EXPENDITURES			330,339	0	300,000		297,057	297,057	297,057			
302-00-000-00-3000	0000	UNAPPROPRIATED ENDING FUND BALANCE	0	0	0		0	0	0			
TOTAL REQUIREMENTS			330,339	0	300,000		297,057	297,057	297,057			
TOTAL RESOURCES LESS REQUIREMENTS			0	0	0		0	0	0			

COLUMBIA GORGE COMMUNITY COLLEGE

Account Number	Prj	Description	Actual 2010-11	Actual 2011-12	ADJ Bgt 2012-13	% of Total	Proposed 2013-14	Approved 2013-14	Adopted 2013-14	\$Chg Incr(Decr)	% of Prior Bgt	% of Total
DEFERRED MAINTENANCE CAPITAL PROJECTS FUND												
RESOURCES												
304-00-000-00-3000	0000	PRIOR YEAR FUND BALANCE	0	0	0		0	0	0			
304-00-000-00-4112	0000	STATE CONSTRUCTION AID	17,146	0	0		0	0	0			
TOTAL RESOURCES			17,146	0	0		0	0	0			
REQUIREMENTS												
MATERIALS & SERVICES												
304-00-000-00-7113	9001	PROCUREMENT ADVERTISING	0	0	0		0	0	0			
304-00-000-00-7113	9002	PROCUREMENT ADVERTISING	0	0	0		0	0	0			
304-00-000-00-7113	9004	PROCUREMENT ADVERTISING	0	0	0		0	0	0			
304-00-000-00-7215	9001	CONSTRUCTION MANAGEMENT	0	0	0		0	0	0			
304-00-000-00-7215	9002	CONSTRUCTION MANAGEMENT	0	0	0		0	0	0			
304-00-000-00-7215	9004	CONSTRUCTION MANAGEMENT	0	0	0		0	0	0			
304-00-000-00-7216	9001	BUILDING COMMISSIONING	0	0	0		0	0	0			
304-00-000-00-7216	9002	BUILDING COMMISSIONING	0	0	0		0	0	0			
304-00-000-00-7216	9004	BUILDING COMMISSIONING	0	0	0		0	0	0			
304-00-000-00-8518	9001	PERMITS & LICENSES	0	0	0		0	0	0			
304-00-000-00-8518	9002	PERMITS & LICENSES	0	0	0		0	0	0			
304-00-000-00-8518	9004	PERMITS & LICENSES	0	0	0		0	0	0			
TOTAL MATERIALS & SERVICES			0	0	0		0	0	0			
CAPITAL OUTLAY												
304-00-000-00-9552	9001	CONSTRUCTION & BLDG IMPROVEMENTS-RE	0	0	0		0	0	0			
304-00-000-00-9552	9002	CONSTRUCTION & BLDG IMPROVEMENTS-RE	0	0	0		0	0	0			
304-00-000-00-9552	9003	CONSTRUCTION & BLDG IMPROVEMENTS-RE	17,146	0	0		0	0	0			
304-00-000-00-9552	9004	CONSTRUCTION & BLDG IMPROVEMENTS-RE	0	0	0		0	0	0			
TOTAL CAPITAL OUTLAY			17,146	0	0		0	0	0			
TOTAL EXPENDITURES			17,146	0	0		0	0	0			
304-00-000-00-3000	0000	UNAPPROPRIATED ENDING FUND BALANCE	0	0	0		0	0	0			
TOTAL REQUIREMENTS			17,146	0	0		0	0	0			
TOTAL RESOURCES LESS REQUIREMENTS			0	0	0		0	0	0			

COLUMBIA GORGE COMMUNITY COLLEGE

Account Number	Prj	Description	Actual 2010-11	Actual 2011-12	ADJ Bgt 2012-13	% of Total	Proposed 2013-14	Approved 2013-14	Adopted 2013-14	\$Chg Incr(Decr)	% of Prior Bgt	% of Total
DEBT SERVICE FUND - WASCO COUNTY G.O. BONDS												
RESOURCES												
401-00-000-00-3000	0000	PRIOR YEAR FUND BALANCE	116,142	88,966	0		71,290	71,290	71,290			
401-00-000-00-4201	0000	WASCO CURRENT PROPERTY TAX	677,943	703,206	772,190		0	0	0			
401-00-000-00-4202	0000	WASCO PRIOR YRS PROPERTY TAX	30,690	34,099	0		0	0	0			
401-00-000-00-4203	0000	OTHER TAXES WASCO	1,162	0	0		0	0	0			
401-00-000-00-4611	0000	INTEREST INVESTMENTS	2,064	2,089	0		0	0	0			
401-00-000-00-4612	0000	INTEREST TAXES	14	5	0		0	0	0			
TOTAL RESOURCES			828,016	828,365	772,190		71,290	71,290	71,290			
REQUIREMENTS												
DEBT SERVICE												
401-00-000-00-9712	0000	BOND PRINCIPAL PAYMENTS/GO 1998	650,000	695,000	740,000		0	0	0			
401-00-000-00-9752	0000	BOND INTEREST PAYMENTS/GO 1998	89,050	62,075	32,190		0	0	0			
TOTAL DEBT SERVICE			739,050	757,075	772,190		0	0	0			
TOTAL EXPENDITURES			739,050	757,075	772,190		0	0	0			
401-00-000-00-3000	0000	UNAPPROPRIATED ENDING FUND BALANCE	88,966	71,290	0		71,290	71,290	71,290			
TOTAL REQUIREMENTS			828,016	828,365	772,190		71,290	71,290	71,290			
TOTAL RESOURCES LESS REQUIREMENTS			0	0	0		0	0	0			

COLUMBIA GORGE COMMUNITY COLLEGE

Account Number	Prj	Description	Actual 2010-11	Actual 2011-12	ADJ Bgt 2012-13	% of Total	Proposed 2013-14	Approved 2013-14	Adopted 2013-14	\$Chg Incr(Decr)	% of Prior Bgt	% of Total
DEBT SERVICE FUND - DISTRICT G.O. BONDS												
RESOURCES												
402-00-000-00-3000	0000	PRIOR YEAR FUND BALANCE	218,175	153,083	0		103,506	103,506	103,506			
402-00-000-00-4201	0000	WASCO CURRENT PROPERTY TAX	614,985	639,875	657,220		675,116	675,116	675,116			
402-00-000-00-4202	0000	WASCO PRIOR YRS PROPERTY TAX	28,226	30,902	0		0	0	0			
402-00-000-00-4203	0000	OTHER TAXES WASCO	1,054	0	0		0	0	0			
402-00-000-00-4211	0000	HR CURRENT PROPERTY TAX	588,059	612,873	657,219		675,116	675,116	675,116			
402-00-000-00-4212	0000	HR PRIOR YRS PROPERTY TAX	15,567	18,133	0		0	0	0			
402-00-000-00-4213	0000	OTHER TAXES HOOD RIVER	2,289	3,968	0		0	0	0			
402-00-000-00-4611	0000	INTEREST INVESTMENTS	3,065	2,637	0		0	0	0			
402-00-000-00-4612	0000	INTEREST TAXES	194	162	0		0	0	0			
402-00-000-00-4681	0000	OTHER FINANCING SOURCE	0	14,915,553	0							
402-00-000-00-4901	0000	TRANSFER FROM GENERAL FUND	0	0	0							
402-00-000-00-4681	0000	OTHER FINANCING SOURCE	0	0	0		0	0	0			
TOTAL RESOURCES			1,471,614	16,377,187	1,314,439		1,453,738	1,453,738	1,453,738			
REQUIREMENTS												
DEBT SERVICE												
402-00-000-00-9701	0000	OTHER FINANCING USES	565,000	14,915,239	0		0	0	0			
402-00-000-00-9713	0000	BOND PRINCIPAL PAYMENTS/GO 2005	753,531	625,000	680,000		740,000	740,000	740,000			
402-00-000-00-9714	0000	BOND PRINCIPAL PAYMENTS/GO 2012		0	30,000		135,000	135,000	135,000			
402-00-000-00-9753	0000	BOND INTEREST PAYMENTS/GO 2005	0	733,756	88,907		63,406	63,406	63,406			
402-00-000-00-9754	0000	BOND INTEREST PAYMENTS/GO 2012	0	0	515,532		411,826	411,826	411,826			
TOTAL DEBT SERVICE			1,318,531	16,273,995	1,314,439		1,350,232	1,350,232	1,350,232			
TOTAL EXPENDITURES			1,318,531	16,273,995	1,314,439		1,350,232	1,350,232	1,350,232			
402-00-000-00-3000	0000	UNAPPROPRIATED ENDING FUND BALANCE	153,083	103,192	0		103,506	103,506	103,506			
TOTAL REQUIREMENTS			1,471,614	16,377,187	1,314,439		1,453,738	1,453,738	1,453,738			
TOTAL RESOURCES LESS REQUIREMENTS			0	0	0		0	0	0			

COLUMBIA GORGE COMMUNITY COLLEGE

Account Number	Prj	Description	Actual 2010-11	Actual 2011-12	ADJ Bgt 2012-13	% of Total	Proposed 2013-14	Approved 2013-14	Adopted 2013-14	\$Chg Incr(Decr)	% of Prior Bgt	% of Total
DEBT SERVICE FUND - PENSION BONDS												
RESOURCES												
451-00-000-00-3000	0000	PRIOR YEAR FUND BALANCE	1,063,777	1,257,955	1,310,000		1,273,691	1,273,691	1,273,691			
451-00-000-00-4611	0000	INTEREST INVESTMENTS	210	17	0		0	0	0			
451-00-000-00-4681	0000	OTHER FINANCING SOURCE	426,688	263,439	257,720		272,721	272,721	272,721			
TOTAL RESOURCES			1,490,674	1,521,411	1,567,720		1,546,412	1,546,412	1,546,412			
REQUIREMENTS												
DEBT SERVICE												
451-00-000-00-9721	0000	BOND PRINCIPAL PAYMENTS/SERIES 2003	88,591	92,614	92,523		94,178	94,178	94,178			
451-00-000-00-9761	0000	BOND INTEREST PAYMENTS/SERIES 2003	144,128	155,105	165,197		178,541	178,541	178,541			
TOTAL DEBT SERVICE			232,720	247,720	257,720		272,719	272,719	272,719			
TRANSFERS												
451-00-000-00-9901	0000	TRANSFER TO GENERAL FUND	0	0	0		0	0	0			
TOTAL TRANSFERS			0	0	0		0	0	0			
TOTAL EXPENDITURES			232,720	247,720	257,720		272,719	272,719	272,719			
451-00-000-00-9975	0000	RESERVED FOR FUTURE EXPENDITURE	1,000,000	1,231,000	1,310,000		1,273,693	1,273,693	1,273,693			
451-00-000-00-3000	0000	UNAPPROPRIATED ENDING FUND BALANCE	257,955	42,691	0		0	0	0			
TOTAL REQUIREMENTS			1,490,674	1,521,411	1,567,720		1,546,412	1,546,412	1,546,412			
TOTAL RESOURCES LESS REQUIREMENTS			0	0	0		0	0	0			

COLUMBIA GORGE COMMUNITY COLLEGE

Account Number	Prj	Description	Actual 2010-11	Actual 2011-12	ADJ Bgt 2012-13	% of Total	Proposed 2013-14	Approved 2013-14	Adopted 2013-14	\$Chg Incr(Decr)	% of Prior Bgt	% of Total
RESERVE FUND - FACILITIES & GROUNDS MAINTENANCE												
(Established 7/1/2005. Board must review purpose every ten years)												
RESOURCES												
501-00-000-00-3000	0000	PRIOR YEAR FUND BALANCE	401,137	339,458	444,932		316,605	316,605	316,605			
501-00-000-00-4901	0000	TRANSFER FROM GENERAL FUND	0	140,000	0		133,395	133,395	133,395			
TOTAL RESOURCES			401,137	479,458	444,932		450,000	450,000	450,000			
REQUIREMENTS												
MATERIALS & SERVICES												
501-00-000-00-7210	0000	OTHER CONTRACTED SERVICES	0	15,305	150,000		150,000	150,000	150,000			
501-00-000-00-7215	0000	CONSTRUCTION MANAGEMENT	1,259	0	0		0	0	0			
501-00-000-00-8508	0000	EQUIPMENT REPAIR	0	2,200	0		0	0	0			
501-00-000-00-8518	0000	PERMITS & LICENSES	250	0	0		0	0	0			
501-00-000-00-8801	0000	FURNITURE<\$5000	0	957	0		0	0	0			
501-00-000-00-8802	0000	INFO TECH EQUIP <\$5000	1,998	0	0		0	0	0			
TOTAL MATERIALS & SERVICES			3,507	18,462	150,000		150,000	150,000	150,000			
CAPITAL OUTLAY												
501-00-000-00-9552	9001	CONSTRUCTION & BLDG IMPROVEMENTS	11,366	7,377	234,177		202,699	202,699	202,699			
501-00-000-00-9552	9002	CONSTRUCTION & BLDG IMPROVEMENTS	0	8,688	13,623		0	0	0			
501-00-000-00-9552	9004	CONSTRUCTION & BLDG IMPROVEMENTS	0	0	1,869		0	0	0			
501-00-000-00-9552	9006	CONSTRUCTION & BLDG IMPROVEMENTS	0	0	0		0	0	0			
501-00-000-00-9552	9014	CONSTRUCTION & BLDG IMPROVEMENTS	3,928	0	0		0	0	0			
501-00-000-00-9552	9031	CONSTRUCTION & BLDG IMPROVEMENTS	4,750	13,385	22,220		64,801	64,801	64,801			
501-00-000-00-9552	9051	CONSTRUCTION & BLDG IMPROVEMENTS	13,453	4,145	3,043		0	0	0			
501-00-000-00-9575	0000	OTHER EQUIPMENT >\$5000	24,675	17,600	20,000		32,500	32,500	32,500			
TOTAL CAPITAL OUTLAY			58,172	51,195	294,932		300,000	300,000	300,000			
TOTAL EXPENDITURES			61,679	69,657	444,932		450,000	450,000	450,000			
501-00-000-00-3000	0000	UNAPPROPRIATED ENDING FUND BALANCE	339,458	409,801	0		0	0	0			
TOTAL REQUIREMENTS			401,137	479,458	444,932		450,000	450,000	450,000			
TOTAL RESOURCES LESS REQUIREMENTS			0	0	0		0	0	0			

COLUMBIA GORGE COMMUNITY COLLEGE

Account Number	Prj	Description	Actual 2010-11	Actual 2011-12	ADJ Bgt 2012-13	% of Total	Proposed 2013-14	Approved 2013-14	Adopted 2013-14	\$Chg Incr(Decr)	% of Prior Bgt	% of Total
RESERVE FUND - GENERAL OPERATIONS												
(Established 7/1/2010. Board must review purpose every ten years)												
RESOURCES												
502-00-000-00-3000	0000	PRIOR YEAR FUND BALANCE	0	2,313,224	3,044,331		1,097,026	1,097,026	1,097,026			
502-00-000-00-4901	0000	TRANSFER FROM GENERAL FUND	2,313,224	731,107	0		850,000	850,000	850,000			
TOTAL RESOURCES			2,313,224	3,044,331	3,044,331		1,947,026	1,947,026	1,947,026			
REQUIREMENTS												
TRANSFERS												
502-00-000-00-9901	0000	TRANSFER TO GENERAL FUND	0	0	1,947,305		0	0	0			
TOTAL TRANSFERS			0	0	1,947,305		0	0	0			
TOTAL EXPENDITURES			0	0	1,947,305		0	0	0			
502-00-000-00-9975	0000	RESERVED FOR FUTURE EXPENDITURE	2,313,224	3,044,331	1,097,026		1,947,026	1,947,026	1,947,026			
502-00-000-00-3000	0000	UNAPPROPRIATED ENDING FUND BALANCE	0	0	0		0	0	0			
TOTAL REQUIREMENTS			2,313,224	3,044,331	3,044,331		1,947,026	1,947,026	1,947,026			
TOTAL RESOURCES LESS REQUIREMENTS			0	0	0		0	0	0			

COLUMBIA GORGE COMMUNITY COLLEGE

Account Number	Prj	Description	Actual 2010-11	Actual 2011-12	ADJ Bgt 2012-13	% of Total	Proposed 2013-14	Approved 2013-14	Adopted 2013-14	\$Chg Incr(Decr)	% of Prior Bgt	% of Total
RESERVE FUND - INSTRUCTIONAL EQUIPMENT REPLACEMENT												
RESOURCES												
503-00-000-00-3000	0000	PRIOR YEAR FUND BALANCE	0	0	0		0	0	0			
503-00-000-00-4901	0000	TRANSFER FROM GENERAL FUND	0	0	0		25,000	25,000	25,000			
TOTAL RESOURCES			0	0	0		25,000	25,000	25,000			
REQUIREMENTS												
MATERIALS & SERVICES												
TOTAL MATERIALS & SERVICES			0	0	0		0	0	0			
CAPITAL OUTLAY												
503-00-000-00-9575	0000	OTHER EQUIPMENT >\$5000	0	0	0		25,000	25,000	25,000			
TOTAL CAPITAL OUTLAY			0	0	0		25,000	25,000	25,000			
TRANSFERS												
503-00-000-00-9901	0000	TRANSFER TO GENERAL FUND	0	0	0		0	0	0			
TOTAL TRANSFERS			0	0	0		0	0	0			
TOTAL EXPENDITURES			0	0	0		25,000	25,000	25,000			
503-00-000-00-9975	0000	RESERVED FOR FUTURE EXPENDITURE	0	0	0		0	0	0			
503-00-000-00-3000	0000	UNAPPROPRIATED ENDING FUND BALANCE	0	0	0		0	0	0			
TOTAL REQUIREMENTS			0	0	0		25,000	25,000	25,000			
TOTAL RESOURCES LESS REQUIREMENTS			0	0	0		0	0	0			

COLUMBIA GORGE COMMUNITY COLLEGE

Account Number	Prj	Description	Actual 2010-11	Actual 2011-12	ADJ Bgt 2012-13	% of Total	Proposed 2013-14	Approved 2013-14	Adopted 2013-14	\$Chg Incr(Decr)	% of Prior Bgt	% of Total
COLLEGE BOOKSTORE												
RESOURCES												
601-00-000-00-3000	0000	PRIOR YEAR FUND BALANCE	264,081	278,195	277,000		270,217	270,217	270,217			
601-00-000-00-4491	0000	BANK CARD DISCOUNT FEES	(4,321)	(5,292)	(6,000)		(5,292)	(5,292)	(5,292)			
601-00-000-00-4801	0000	BOOKSTORE SALES	591,511	527,154	725,000		591,511	591,511	591,511			
601-00-000-00-4802	0000	BOOKSTORE CASH OVER/SHORT	4	0	0		0	0	0			
601-00-000-00-4803	0000	BOOKSTORE COMMISSIONS	1,343	806	0		0	0	0			
601-00-000-00-5001	0000	BOOKSTORE PURCHASES	(532,830)	(499,582)	(575,000)		(532,830)	(532,830)	(532,830)			
601-00-000-00-5002	0000	PUBLISHERS CREDIT	65,230	65,495	55,000		65,495	65,495	65,495			
TOTAL RESOURCES			385,018	366,776	476,000		389,101	389,101	389,101			
REQUIREMENTS												
PERSONNEL SERVICES												
SALARY EXPENSE												
601-00-000-00-6107	0000	FT PROFESSIONAL SUPPORT SALARIES	36,601	37,855	41,195		42,431	42,431	42,431			
601-00-000-00-6301	0000	FULL TIME CLASSIFIED WAGES	0	0	0		0	0	0			
601-00-000-00-6302	0000	PART TIME CLASSIFIED WAGES	11,941	17,471	26,686		24,138	24,138	24,138			
601-00-000-00-6303	0000	CLASSIFIED OVERTIME	0	0	0		0	0	0			
601-00-000-00-6701	0000	STUDENT WAGES	0	338	0		0	0	0			
TOTAL SALARY EXPENSE			48,542	55,663	67,881		66,569	66,569	66,569			
OTHER PAYROLL EXPENSE												
601-00-000-00-6901	0000	SOCIAL SECURITY	3,663	4,257	5,193		5,090	5,090	5,090			
601-00-000-00-6902	0000	WORKERS' COMPENSATION INS	178	244	339		311	311	311			
601-00-000-00-6903	0000	STATE WORKERS BENEFIT FUND	38	45	34		68	68	68			
601-00-000-00-6904	0000	UNEMPLOYMENT INSURANCE	926	1,280	1,561		1,338	1,338	1,338			
601-00-000-00-6905	0000	PERS	6,064	4,122	11,044		8,923	8,923	8,923			
601-00-000-00-6906	0000	DISABILITY INSURANCE	73	73	82		139	139	139			
601-00-000-00-6907	0000	LIFE INSURANCE	14	13	14		42	42	42			
601-00-000-00-6908	0000	HEALTH INSURANCE	8,844	6,731	16,240		8,270	8,270	8,270			
TOTAL OTHER PAYROLL EXPENSE			19,801	16,765	34,507		24,181	24,181	24,181			
TOTAL PERSONNEL SERVICES			68,343	72,427	102,388		90,750	90,750	90,750			
MATERIALS & SERVICES												
601-00-000-00-7102	0000	COLLEGE PROMOTIONAL MATERIALS	246	0	300		246	246	246			
601-00-000-00-7112	0000	PERSONNEL RECRUITMENT ADVERTISING	0	200	0		0	0	0			
601-00-000-00-7114	0000	PROGRAM ADVERTISING & PROMOTIONS	0	0	150		0	0	0			
601-00-000-00-7210	0000	OTHER CONTRACTED SERVICES	3,527	1,489	1,500		1,489	1,489	1,489			
601-00-000-00-7213	0000	SOFTWARE & LICENSES	750	828	5,000		828	828	828			
601-00-000-00-7510	0000	POSTAGE	2	50	100		0	0	0			
601-00-000-00-7521	0000	SHIPPING & FREIGHT	21,662	16,600	39,000		16,600	16,600	16,600			
601-00-000-00-7601	0000	PRINTING & DUPLICATING	133	241	200		0	0	0			
601-00-000-00-7901	0000	SUBSCRIPTIONS	0	0	50		0	0	0			
601-00-000-00-7902	0000	ELECTRONIC SUBSCRIPTIONS	0	0	50		0	0	0			
601-00-000-00-8009	0000	OFFICE SUPPLIES	1,845	919	2,500		1,845	1,845	1,845			
601-00-000-00-8011	0000	REFERENCE MATERIALS	0	0	500		0	0	0			
601-00-000-00-8201	0000	CONFERENCE FEES	0	325	768		325	325	325			

COLUMBIA GORGE COMMUNITY COLLEGE

Account Number	Prj	Description	Actual 2010-11	Actual 2011-12	ADJ Bgt 2012-13	% of Total	Proposed 2013-14	Approved 2013-14	Adopted 2013-14	\$Chg Incr(Decr)	% of Prior Bgt	% of Total
601-00-000-00-8205	0000	EMPLOYEE TRAVEL	1,454	1,782	3,732		1,782	1,782	1,782			
601-00-000-00-8508	0000	EQUIPMENT REPAIR	0	0	32		0	0	0			
601-00-000-00-8516	0000	MEMBERSHIP FEES & DUES	600	300	500		600	600	600			
601-00-000-00-8517	0000	MISCELLANEOUS FEES	0	0	50		0	0	0			
601-00-000-00-8522	0000	SIGNAGE	0	263	0		0	0	0			
601-00-000-00-8801	0000	FURNITURE <\$5000	7,841	0	29,850		0	0	0			
601-00-000-00-8802	0000	INFO TECH EQUIPMENT <\$5000	38	1,135	0		1,135	1,135	1,135			
601-00-000-00-8804	0000	OFFICE EQUIPMENT <\$5000	381	0	0		0	0	0			
TOTAL MATERIAL & SERVICES			38,480	24,131	84,282		24,850	24,850	24,850			
CAPITAL OUTLAY												
601-00-000-00-9571	0000	FURNITURE >\$5000	0	0	20,000		0	0	0			
601-00-000-00-9572	0000	INFO TECH EQUIPMENT >\$5000	0	0	25,000		0	0	0			
601-00-000-00-9574	0000	OFFICE EQUIPMENT >\$5000	0	0	0		0	0	0			
TOTAL CAPITAL OUTLAY			0	0	45,000		0	0	0			
TOTAL EXPENDITURES			106,823	96,559	231,670		115,600	115,600	115,600			
601-00-000-00-9975	0000	RESERVED FOR FUTURE EXPENDITURE	0	0	0		273,501	273,501	273,501			
601-00-000-00-3000	0000	UNAPPROPRIATED ENDING FUND BALANCE	278,195	270,217	244,330		0	0	0			
TOTAL REQUIREMENTS			385,018	366,776	476,000		389,101	389,101	389,101			
TOTAL RESOURCES LESS REQUIREMENTS			0	0	0		0	0	0			

COLUMBIA GORGE COMMUNITY COLLEGE

Account Number	Prj	Description	Actual 2010-11	Actual 2011-12	ADJ Bgt 2012-13	% of Total	Proposed 2013-14	Approved 2013-14	Adopted 2013-14	\$Chg Incr(Decr)	% of Prior Bgt	% of Total
ENVIRONMENTAL CLUB FUND												
RESOURCES												
711-00-000-00-3000	0000	PRIOR YEAR FUND BALANCE	477	664	0		664	664	664			
711-00-000-00-4704	0000	FUNDRAISING REVENUE	242	0	500		500	500	500			
TOTAL RESOURCES			719	664	500		1,164	1,164	1,164			
REQUIREMENTS												
MATERIALS & SERVICES												
711-00-000-00-8523	0000	STUDENT ACTIVITIES & EVENTS	55	0	500		1,164	1,164	1,164			
TOTAL MATERIAL & SERVICES			55	0	500		1,164	1,164	1,164			
TOTAL EXPENDITURES			55	0	500		1,164	1,164	1,164			
711-00-000-00-3000	0000	UNAPPROPRIATED ENDING FUND BALANCE	664	664	0		0	0	0			
TOTAL REQUIREMENTS			719	664	500		1,164	1,164	1,164			
TOTAL RESOURCES LESS REQUIREMENTS			0	0	0		0	0	0			

COLUMBIA GORGE COMMUNITY COLLEGE

Account Number	Prj	Description	Actual 2010-11	Actual 2011-12	ADJ Bgt 2012-13	% of Total	Proposed 2013-14	Approved 2013-14	Adopted 2013-14	\$Chg Incr(Decr)	% of Prior Bgt	% of Total
PHI THETA KAPPA FUND												
RESOURCES												
712-00-000-00-3000	0000	PRIOR YEAR FUND BALANCE	1,907	2,884	0		1,269	1,269	1,269			
712-00-000-00-4622	0000	MEMBERSHIP DUES REVENUE	5,305	3,740	3,500		3,500	3,500	3,500			
712-00-000-00-4704	0000	FUNDRAISING REVENUE	3,006	4,190	5,000		5,000	5,000	5,000			
TOTAL RESOURCES			10,218	10,814	8,500		9,769	9,769	9,769			
REQUIREMENTS												
MATERIALS & SERVICES												
712-00-000-00-8201	0000	CONFERENCE FEES	200	0	500		1,100	1,100	1,100			
712-00-000-00-8206	0000	STUDENT TRAVEL	447	3,830	1,500		1,500	1,500	1,500			
712-00-000-00-8510	0000	FUNDRAISING COSTS	730	1,783	1,500		1,500	1,500	1,500			
712-00-000-00-8512	0000	GIFTS EXPENSE	1,306	407	2,000		2,000	2,000	2,000			
712-00-000-00-8516	0000	MEMBERSHIP FEES & DUES	4,350	3,525	2,500		2,500	2,500	2,500			
712-00-000-00-8523	0000	STUDENT ACTIVITIES & EVENTS	300	0	500		1,169	1,169	1,169			
TOTAL MATERIAL & SERVICES			7,334	9,545	8,500		9,769	9,769	9,769			
TOTAL EXPENDITURES			7,334	9,545	8,500		9,769	9,769	9,769			
712-00-000-00-3000	0000	UNAPPROPRIATED ENDING FUND BALANCE	2,884	1,269	0		0	0	0			
TOTAL REQUIREMENTS			10,218	10,814	8,500		9,769	9,769	9,769			
TOTAL RESOURCES LESS REQUIREMENTS			0	0	0		0	0	0			

COLUMBIA GORGE COMMUNITY COLLEGE

Account Number	Prj	Description	Actual 2010-11	Actual 2011-12	ADJ Bgt 2012-13	% of Total	Proposed 2013-14	Approved 2013-14	Adopted 2013-14	\$Chg Incr(Decr)	% of Prior Bgt	% of Total
STUDENT COUNCIL FUND												
RESOURCES												
713-00-000-00-3000	0000	PRIOR YEAR FUND BALANCE	58	45	0		45	45	45			
713-00-000-00-4704	0000	FUNDRAISING REVENUE	29	0	1,000		1,000	1,000	1,000			
TOTAL RESOURCES			87	45	1,000		1,045	1,045	1,045			
REQUIREMENTS												
MATERIALS & SERVICES												
713-00-000-00-8206	0000	STUDENT TRAVEL	41	0	130		175	175	175			
713-00-000-00-8510	0000	FUNDRAISING COSTS	0	0	170		170	170	170			
713-00-000-00-8523	0000	STUDENT ACTIVITIES & EVENTS	0	0	700		700	700	700			
TOTAL MATERIAL & SERVICES			41	0	1,000		1,045	1,045	1,045			
TOTAL EXPENDITURES			41	0	1,000		1,045	1,045	1,045			
713-00-000-00-3000	0000	UNAPPROPRIATED ENDING FUND BALANCE	45	45	0		0	0	0			
TOTAL REQUIREMENTS			87	45	1,000		1,045	1,045	1,045			
TOTAL RESOURCES LESS REQUIREMENTS			0	0	0		0	0	0			

COLUMBIA GORGE COMMUNITY COLLEGE

Account Number	Prj	Description	Actual 2010-11	Actual 2011-12	ADJ Bgt 2012-13	% of Total	Proposed 2013-14	Approved 2013-14	Adopted 2013-14	\$Chg Incr(Decr)	% of Prior Bgt	% of Total
STUDENT NURSE ASSOCIATION FUND												
RESOURCES												
714-00-000-00-3000	0000	PRIOR YEAR FUND BALANCE	393	189	0		0	0	0			
714-00-000-00-4622	0000	MEMBERSHIP DUES REVENUE	0	0	500		500	500	500			
714-00-000-00-4704	0000	FUNDRAISING REVENUE	0	33	1,000		1,000	1,000	1,000			
TOTAL RESOURCES			393	222	1,500		1,500	1,500	1,500			
REQUIREMENTS												
MATERIALS & SERVICES												
714-00-000-00-8523	0000	STUDENT ACTIVITIES & EVENTS	204	222	1,500		1,500	1,500	1,500			
TOTAL MATERIAL & SERVICES			204	222	1,500		1,500	1,500	1,500			
TOTAL EXPENDITURES			204	222	1,500		1,500	1,500	1,500			
714-00-000-00-3000	0000	UNAPPROPRIATED ENDING FUND BALANCE	189	0	0		0	0	0			
TOTAL REQUIREMENTS			393	222	1,500		1,500	1,500	1,500			
TOTAL RESOURCES LESS REQUIREMENTS			0	0	0		0	0	0			

COLUMBIA GORGE COMMUNITY COLLEGE

Account Number	Prj	Description	Actual 2010-11	Actual 2011-12	ADJ Bgt 2012-13	% of Total	Proposed 2013-14	Approved 2013-14	Adopted 2013-14	\$Chg Incr(Decr)	% of Prior Bgt	% of Total
JAPANESE CLUB												
RESOURCES												
715-00-000-00-3000	0000	PRIOR YEAR FUND BALANCE	304	304	0		0	0	0			
715-00-000-00-4704	0000	FUNDRAISING REVENUE	91	26	2,000		0	0	0			
TOTAL RESOURCES			394	329	2,000		0	0	0			
REQUIREMENTS												
MATERIALS & SERVICES												
715-00-000-00-8510	0000	FUNDRAISING COSTS	0	0	500		0	0	0			
715-00-000-00-8512	0000	GIFTS EXPENSE	91	0	0		0	0	0			
715-00-000-00-8523	0000	STUDENT ACTIVITIES & EVENTS	0	14	1,500		0	0	0			
TOTAL MATERIAL & SERVICES			91	14	2,000		0	0	0			
TOTAL EXPENDITURES			91	14	2,000		0	0	0			
715-00-000-00-3000	0000	UNAPPROPRIATED ENDING FUND BALANCE	304	315	0		0	0	0			
TOTAL REQUIREMENTS			394	329	2,000		0	0	0			
TOTAL RESOURCES LESS REQUIREMENTS			0	0	0		0	0	0			

COLUMBIA GORGE COMMUNITY COLLEGE

Account Number	Prj	Description	Actual 2010-11	Actual 2011-12	ADJ Bgt 2012-13	% of Total	Proposed 2013-14	Approved 2013-14	Adopted 2013-14	\$Chg Incr(Decr)	% of Prior Bgt	% of Total
DELTA ENERGY CLUB												
RESOURCES												
716-00-000-00-3000	0000	PRIOR YEAR FUND BALANCE	0	0	0		252	252	252			
716-00-000-00-4652	0000	RESTRICTED GIFTS	2,827	970	3,000		4,000	4,000	4,000			
716-00-000-00-4704	0000	FUNDRAISING REVENUE	0	124	7,000		2,000	2,000	2,000			
TOTAL RESOURCES			2,827	1,094	10,000		6,252	6,252	6,252			
REQUIREMENTS												
MATERIALS & SERVICES												
716-00-000-00-7510	0000	POSTAGE	3	0	300		0	0	0			
716-00-000-00-8201	0000	CONFERENCE FEES	1,650	0	2,000		1,000	1,000	1,000			
716-00-000-00-8206	0000	STUDENT TRAVEL	1,032	0	4,000		2,500	2,500	2,500			
716-00-000-00-8510	0000	FUNDRAISING COSTS	0	0	1,200		500	500	500			
716-00-000-00-8523	0000	STUDENT ACTIVITIES & EVENTS	142	842	2,000		2,252	2,252	2,252			
TOTAL MATERIAL & SERVICES			2,827	842	9,500		6,252	6,252	6,252			
TOTAL EXPENDITURES			2,827	842	9,500		6,252	6,252	6,252			
716-00-000-00-3000	0000	UNAPPROPRIATED ENDING FUND BALANCE	0	252	500		0	0	0			
TOTAL REQUIREMENTS			2,827	1,094	10,000		6,252	6,252	6,252			
TOTAL RESOURCES LESS REQUIREMENTS			0	0	0		0	0	0			

COLUMBIA GORGE COMMUNITY COLLEGE

Account Number	Prj	Description	Actual 2010-11	Actual 2011-12	ADJ Bgt 2012-13	% of Total	Proposed 2013-14	Approved 2013-14	Adopted 2013-14	\$Chg Incr(Decr)	% of Prior Bgt	% of Total
MULTICULTURAL CLUB												
RESOURCES												
717-00-000-00-3000	0000	PRIOR YEAR FUND BALANCE	0	0	0		0	0	0			
717-00-000-00-4704	0000	FUNDRAISING REVENUE	0	0	2,000		2,000	2,000	2,000			
TOTAL RESOURCES			0	0	2,000		2,000	2,000	2,000			
REQUIREMENTS												
MATERIALS & SERVICES												
717-00-000-00-8523	0000	STUDENT ACTIVITIES & EVENTS	0	0	2,000		2,000	2,000	2,000			
TOTAL MATERIAL & SERVICES			0	0	2,000		2,000	2,000	2,000			
TOTAL EXPENDITURES			0	0	2,000		2,000	2,000	2,000			
717-00-000-00-3000	0000	UNAPPROPRIATED ENDING FUND BALANCE	0	0	0		0	0	0			
TOTAL REQUIREMENTS			0	0	2,000		2,000	2,000	2,000			
TOTAL RESOURCES LESS REQUIREMENTS			0	0	0		0	0	0			

COLUMBIA GORGE COMMUNITY COLLEGE

Account Number	Prj	Description	Actual 2010-11	Actual 2011-12	ADJ Bgt 2012-13	% of Total	Proposed 2013-14	Approved 2013-14	Adopted 2013-14	\$Chg Incr(Decr)	% of Prior Bgt	% of Total
FEDERAL STUDENT AID FUND												
RESOURCES												
800-00-000-00-3000	0000	PRIOR YEAR FUND BALANCE	0	0	0		0	0	0			
800-00-000-00-4611	0000	INTEREST INVESTMENTS	0	1	0		0	0	0			
800-00-610-00-4070	0000	PELL GRANT RESOURCES	0	2,455,500	3,400,000		2,504,610	2,504,610	2,504,610			
800-00-610-00-4075	0000	FEDERAL ADMINISTRATIVE COST ALLOWANC	0	3,900	0		9,549	9,549	9,549			
800-00-612-00-4071	0000	SEOG RESOURCES	0	44,531	45,000		56,429	56,429	56,429			
800-00-612-00-4075	0000	FEDERAL ADMINISTRATIVE COST ALLOWANC	0	2,969	0		0	0	0			
800-00-612-00-4901	0000	TRANSFER FROM GENERAL FUND	0	14,844	11,250		15,000	15,000	15,000			
800-00-614-00-4072	0000	FWS PROGRAM RESOURCE	0	16,860	35,000		30,000	30,000	30,000			
800-00-614-00-4075	0000	FEDERAL ADMINISTRATIVE COST ALLOWANC	0	1,124	0		0	0	0			
800-00-614-00-4697	0000	NON-PROFIT FWS RESOURCES	0	0	0		0	0	0			
800-00-614-00-4698	0000	FOR-PROFIT FWS RESOURCES	0	0	0		0	0	0			
800-00-614-00-4901	0000	TRANSFER FROM GENERAL FUND	0	5,620	8,750		10,000	10,000	10,000			
800-00-616-00-4073	0000	DIRECT LOAN RESOURCES - SUBSIDIZED	0	1,487,704	1,700,000		1,487,704	1,487,704	1,487,704			
800-00-616-00-4074	0000	DIRECT LOAN RESOURCES - UNSUBSIDIZED	0	1,696,905	2,200,000		1,696,905	1,696,905	1,696,905			
TOTAL RESOURCES			0	5,729,959	7,400,000		5,810,197	5,810,197	5,810,197			
REQUIREMENTS												
PERSONNEL SERVICES												
SALARY EXPENSE												
800-00-614-00-6702	0000	FWS AWARD WAGES	0	22,481	43,750		40,000	40,000	40,000			
800-00-614-00-6703	0000	FWS AWARD NON-PROFIT WAGES	0	0	0		0	0	0			
800-00-614-00-6704	0000	FWS AWARD FOR-PROFIT WAGES	0	0	0		0	0	0			
TOTAL SALARY EXPENSE			0	22,481	43,750		40,000	40,000	40,000			
OTHER PAYROLL EXPENSE												
NA			0	0	0		0	0	0			
TOTAL OTHER PAYROLL EXPENSE			0	0	0		0	0	0			
TOTAL PERSONNEL SERVICES			0	22,481	43,750		40,000	40,000	40,000			
REQUIREMENTS												
MATERIALS & SERVICES												
800-00-610-00-7850	0000	PELL GRANT AWARD	0	2,455,500	3,400,000		2,504,610	2,504,610	2,504,610			
800-00-610-00-8530	0000	ACA PAID TO COLLEGE - PELL	0	3,900	0		3,978	3,978	3,978			
800-00-612-00-7852	0000	SEOG AWARD	0	59,375	56,250		71,429	71,429	71,429			
800-00-612-00-8530	0000	ACA PAID TO COLLEGE - SEOG	0	2,969	0		3,571	3,571	3,571			
800-00-614-00-7854	0000	FWS AWARD	0	0	0		0	0	0			
800-00-614-00-7855	0000	FWS AWARD NON-PROFIT	0	0	0		0	0	0			
800-00-614-00-7856	0000	FWS AWARD FOR-PROFIT	0	0	0		0	0	0			
800-00-614-00-8530	0000	ACA PAID TO COLLEGE - FWS	0	1,124	0		2,000	2,000	2,000			
800-00-616-00-7870	0000	DIRECT LOAN - SUBSIDIZED	0	1,487,704	1,700,000		1,487,704	1,487,704	1,487,704			
800-00-616-00-7872	0000	DIRECT LOAN - UNSUBSIDIZED	0	1,696,905	2,200,000		1,696,905	1,696,905	1,696,905			
TOTAL MATERIAL & SERVICES			0	5,707,477	7,356,250		5,770,197	5,770,197	5,770,197			
TOTAL EXPENDITURES			0	5,729,958	7,356,250		5,810,197	5,810,197	5,810,197			

COLUMBIA GORGE COMMUNITY COLLEGE

Account Number	Prj	Description	Actual 2010-11	Actual 2011-12	ADJ Bgt 2012-13	% of Total	Proposed 2013-14	Approved 2013-14	Adopted 2013-14	\$Chg Incr(Decr)	% of Prior Bgt	% of Total
800-00-000-00-3000	0000	UNAPPROPRIATED ENDING FUND BALANCE	0	1	0		0	0	0			
		TOTAL REQUIREMENTS	0	5,729,959	7,356,250		5,810,197	5,810,197	5,810,197			
		TOTAL RESOURCES LESS REQUIREMENTS	0	0	0		0	0	0			

COLUMBIA GORGE COMMUNITY COLLEGE

Account Number	Prj	Description	Actual 2010-11	Actual 2011-12	ADJ Bgt 2012-13	% of Total	Proposed 2013-14	Approved 2013-14	Adopted 2013-14	\$Chg Incr(Decr)	% of Prior Bgt	% of Total
OREGON STUDENT AID FUND												
RESOURCES												
801-00-000-00-3000	0000	PRIOR YEAR FUND BALANCE	0	0	0		0	0	0			
801-00-000-00-4191	0000	OREGON OPPORTUNITY GRANT RESOURCES	0	30,000	125,000		280,000	280,000	280,000			
801-00-000-00-4192	0000	OSAC SCHOLARSHIP RESOURCES	0	9,810	25,000		9,810	9,810	9,810			
TOTAL RESOURCES			0	39,810	150,000		289,810	289,810	289,810			
REQUIREMENTS												
MATERIALS & SERVICES												
801-00-000-00-7884	0000	OREGON OPPORTUNITY GRANT AWARD	0	30,000	125,000		280,000	280,000	280,000			
801-00-000-00-7885	0000	OSAC SCHOLARSHIP AWARD	0	9,810	25,000		9,810	9,810	9,810			
TOTAL MATERIAL & SERVICES			0	39,810	150,000		289,810	289,810	289,810			
TOTAL EXPENDITURES			0	39,810	150,000		289,810	289,810	289,810			
801-00-000-00-3000	0000	UNAPPROPRIATED ENDING FUND BALANCE	0	0	0		0	0	0			
TOTAL REQUIREMENTS			0	39,810	150,000		289,810	289,810	289,810			
TOTAL RESOURCES LESS REQUIREMENTS			0	0	0		0	0	0			

COLUMBIA GORGE COMMUNITY COLLEGE

Account Number	Prj	Description	Actual 2010-11	Actual 2011-12	ADJ Bgt 2012-13	% of Total	Proposed 2013-14	Approved 2013-14	Adopted 2013-14	\$Chg Incr(Decr)	% of Prior Bgt	% of Total
CGCC FOUNDATION SCHOLARSHIP FUND												
RESOURCES												
802-00-000-00-3000	0000	PRIOR YEAR FUND BALANCE	0	0	0							
802-00-000-00-4691	0000	FOUNDATION SCHOLARSHIP RESOURCES	0	119,798	150,000		119,798	119,798	119,798			
802-00-000-00-4692	0000	CGCC FOUNDATION SCHOLARSHIP FUND-FOI	0	63	0		63	63	63			
TOTAL RESOURCES			0	119,798	150,000		119,861	119,861	119,861			
REQUIREMENTS												
MATERIALS & SERVICES												
802-00-000-00-7875	0000	CGCC FOUNDATION SCHOLARSHIP FUND-LO	0	63			63	63	63			
802-00-000-00-7880	0000	FOUNDATION SCHOLARSHIP AWARD	0	119,798	150,000		119,798	119,798	119,798			
TOTAL MATERIAL & SERVICES			0	119,798	150,000		119,861	119,861	119,861			
TOTAL EXPENDITURES			0	119,798	150,000		119,861	119,861	119,861			
802-00-000-00-3000	0000	UNAPPROPRIATED ENDING FUND BALANCE	0	0	0		0	0	0			
TOTAL REQUIREMENTS			0	119,798	150,000		119,861	119,861	119,861			
TOTAL RESOURCES LESS REQUIREMENTS			0	0	0		0	0	0			

COLUMBIA GORGE COMMUNITY COLLEGE

Account Number	Prj	Description	Actual 2010-11	Actual 2011-12	ADJ Bgt 2012-13	% of Total	Proposed 2013-14	Approved 2013-14	Adopted 2013-14	\$Chg Incr(Decr)	% of Prior Bgt	% of Total
THIRD PARTY SCHOLARSHIP & LOAN FUND												
RESOURCES												
803-00-000-00-3000	0000	PRIOR YEAR FUND BALANCE	0	0	0		0	0	0			
803-00-000-00-4695	0000	THIRD PARTY SCHOLARSHIP RESOURCES	0	66,162	150,000		80,000	80,000	80,000			
803-00-000-00-4696	0000	CREDIT BASED EDUCATION LOAN RESOURCE	0	57,946	250,000		70,000	70,000	70,000			
TOTAL RESOURCES			0	124,108	400,000		150,000	150,000	150,000			
REQUIREMENTS												
MATERIALS & SERVICES												
803-00-000-00-7874	0000	CREDIT BASED EDUCATION LOAN	0	57,946	250,000		70,000	70,000	70,000			
803-00-000-00-7882	0000	THIRD PARTY SCHOLARSHIP AWARD	0	66,162	150,000		80,000	80,000	80,000			
TOTAL MATERIAL & SERVICES			0	124,108	400,000		150,000	150,000	150,000			
TOTAL EXPENDITURES			0	124,108	400,000		150,000	150,000	150,000			
803-00-000-00-3000	0000	UNAPPROPRIATED ENDING FUND BALANCE	0	0	0		0	0	0			
TOTAL REQUIREMENTS			0	124,108	400,000		150,000	150,000	150,000			
TOTAL RESOURCES LESS REQUIREMENTS			0	0	0		0	0	0			

COLUMBIA GORGE COMMUNITY COLLEGE

Account Number	Prj	Description	Actual 2010-11	Actual 2011-12	ADJ Bgt 2012-13	% of Total	Proposed 2013-14	Approved 2013-14	Adopted 2013-14	\$Chg Incr(Decr)	% of Prior Bgt	% of Total
GORGE SCHOLARS												
RESOURCES												
804-00-000-00-3000	0000	PRIOR YEAR FUND BALANCE	0	0	0		0	0	0			
804-00-000-00-4901	0000	TRANSFER FROM GENERAL FUND	0	0	0		80,000	80,000	80,000			
TOTAL RESOURCES			0	0	0		80,000	80,000	80,000			
REQUIREMENTS												
MATERIALS & SERVICES												
804-00-000-00-8308	0000	GORGE SCHOLAR TUITION WAIVERS	0	0	0		80,000	80,000	80,000			
TOTAL MATERIAL & SERVICES			0	0	0		80,000	80,000	80,000			
TRANSFERS												
804-00-000-00-9901	0000	TRANSFER TO GENERAL FUND	0	0	0		0	0	0			
TOTAL TRANSFERS			0	0	0		0	0	0			
TOTAL EXPENDITURES			0	0	0		80,000	80,000	80,000			
804-00-000-00-3000	0000	UNAPPROPRIATED ENDING FUND BALANCE	0	0	0		0	0	0			
TOTAL REQUIREMENTS			0	0	0		80,000	80,000	80,000			
TOTAL RESOURCES LESS REQUIREMENTS			0	0	0		0	0	0			

Columbia Gorge Community College
 General Obligation Bonds, Series 2012
 Aggregate Debt Service Schedule

Date	2012 GO Refunding Bonds Principal	2012 GO Refunding Bonds Interest	2005 GO Unrefunded Bonds Principal	2005 GO Unrefunded Bonds Interest	Aggregate Principal	Aggregate Interest	Aggregate Debt Service	Fiscal Total	2012 CUSIP	2005 CUSIP
6/15/2012		0.00	625,000.00	366,878.13	625,000.00	366,878.13	991,878.13	991,878.13		197659BN4
12/15/2012		309,318.75		44,453.13	0.00	353,771.88	353,771.88			
6/15/2013	30,000.00	206,212.50	680,000.00	44,453.13	710,000.00	250,665.63	960,665.63	1,314,437.51	197659CF0	197659BP9
12/15/2013		205,912.50		31,703.13	0.00	237,615.63	237,615.63			
6/15/2014	135,000.00	205,912.50	740,000.00	31,703.13	875,000.00	237,615.63	1,112,615.63	1,350,231.26	197659CG8	197659BQ7 & CA1
12/15/2014		204,562.50		16,200.00	0.00	220,762.50	220,762.50			
6/15/2015	140,000.00	204,562.50	810,000.00	16,200.00	950,000.00	220,762.50	1,170,762.50	1,391,525.00	197659CH6	197659BR5
12/15/2015		203,162.50		0.00	0.00	203,162.50	203,162.50			
6/15/2016	1,015,000.00	203,162.50	0.00	0.00	1,015,000.00	203,162.50	1,218,162.50	1,421,325.00	197659CJ2	
12/15/2016		193,012.50		0.00	0.00	193,012.50	193,012.50			
6/15/2017	1,125,000.00	193,012.50	0.00	0.00	1,125,000.00	193,012.50	1,318,012.50	1,511,025.00	197659CK9	
12/15/2017		181,762.50		0.00	0.00	181,762.50	181,762.50			
6/15/2018	1,135,000.00	181,762.50	0.00	0.00	1,135,000.00	181,762.50	1,316,762.50	1,498,525.00	197659CL7	
12/15/2018		164,737.50		0.00	0.00	164,737.50	164,737.50			
6/15/2019	1,210,000.00	164,737.50	0.00	0.00	1,210,000.00	164,737.50	1,374,737.50	1,539,475.00	197659CM5	
12/15/2019		149,612.50		0.00	0.00	149,612.50	149,612.50			
6/15/2020	1,305,000.00	149,612.50	0.00	0.00	1,305,000.00	149,612.50	1,454,612.50	1,604,225.00	197659CN3	
12/15/2020		130,037.50		0.00	0.00	130,037.50	130,037.50			
6/15/2021	1,360,000.00	130,037.50	0.00	0.00	1,360,000.00	130,037.50	1,490,037.50	1,620,075.00	197659CP8, CQ6, CR4	
12/15/2021		110,575.00		0.00	0.00	110,575.00	110,575.00			
6/15/2022	1,440,000.00	110,575.00	0.00	0.00	1,440,000.00	110,575.00	1,550,575.00	1,661,150.00	197659CS2, CT0, CU7	
12/15/2022		86,775.00		0.00	0.00	86,775.00	86,775.00			
6/15/2023	1,530,000.00	86,775.00	0.00	0.00	1,530,000.00	86,775.00	1,616,775.00	1,703,550.00	197659CV5 & CW3	
12/15/2023		60,725.00		0.00	0.00	60,725.00	60,725.00			
6/15/2024	1,630,000.00	60,725.00	0.00	0.00	1,630,000.00	60,725.00	1,690,725.00	1,751,450.00	197659CX1, CY9, CZ6	
12/15/2024		29,600.00		0.00	0.00	29,600.00	29,600.00			
6/15/2025	1,735,000.00	29,600.00	0.00	0.00	1,735,000.00	29,600.00	1,764,600.00	1,794,200.00	197659DA0, DB8, DC6, DD4	
Totals	13,790,000.00	3,956,481.25	2,855,000.00	551,590.65	16,645,000.00	4,508,071.90	21,153,071.90	21,153,071.90		

Columbia Gorge Community College
General Obligation Bonds, Series 1998
Aggregate Debt Service Schedule - Wasco County

Date	1998 GO Refunding Bonds Principal	1998 GO Refunding Bonds Interest	1993 GO Unrefunding Bonds Principal	1993 GO Unrefunding Bonds Interest	Aggregate Principal	Aggregate Interest	Aggregate Debt Service	Fiscal Total	1998 CUSIP	1993 CUSIP
12/1/1998				34,241.25	0.00	34,241.25	34,241.25			
6/1/1999	150,000.00	140,440.42	260,000.00	34,241.25	410,000.00	174,681.67	584,681.67	618,922.92	197659AR6	197659AF2
12/1/1999		118,052.50		28,846.25	0.00	146,898.75	146,898.75			
6/1/2000	35,000.00	118,052.50	280,000.00	28,846.25	315,000.00	146,898.75	461,898.75	608,797.50	197659AS4	197659AG0
12/1/2000		117,457.50		22,826.25	0.00	140,283.75	140,283.75			
6/1/2001	40,000.00	117,457.50	300,000.00	22,826.25	340,000.00	140,283.75	480,283.75	620,567.50	197659AT2	197659AH8
12/1/2001		116,737.50		16,076.25	0.00	132,813.75	132,813.75			
6/1/2002	40,000.00	116,737.50	325,000.00	16,076.25	365,000.00	132,813.75	497,813.75	630,627.50	197659AU9	197659AJ4
12/1/2002		116,007.50		8,520.00	0.00	124,527.50	124,527.50			
6/1/2003	40,000.00	116,007.50	355,000.00	8,520.00	395,000.00	124,527.50	519,527.50	644,055.00	197659AV7	197659AK1
12/1/2003		115,267.50		0.00	0.00	115,267.50	115,267.50			
6/1/2004	420,000.00	115,267.50	0.00	0.00	420,000.00	115,267.50	535,267.50	650,535.00	197659AW5	
12/1/2004		107,392.50		0.00	0.00	107,392.50	107,392.50			
6/1/2005	455,000.00	107,392.50	0.00	0.00	455,000.00	107,392.50	562,392.50	669,785.00	197659AX3	
12/1/2005		98,861.25		0.00	0.00	98,861.25	98,861.25			
6/1/2006	485,000.00	98,861.25	0.00	0.00	485,000.00	98,861.25	583,861.25	682,722.50	197659AY1	
12/1/2006		89,403.75		0.00	0.00	89,403.75	89,403.75			
6/1/2007	515,000.00	89,403.75	0.00	0.00	515,000.00	89,403.75	604,403.75	693,807.50	197659AZ8	
12/1/2007		79,232.50		0.00	0.00	79,232.50	79,232.50			
6/1/2008	535,000.00	79,232.50	0.00	0.00	535,000.00	79,232.50	614,232.50	693,465.00	197659BA2	
12/1/2008		68,532.50		0.00	0.00	68,532.50	68,532.50			
6/1/2009	570,000.00	68,532.50	0.00	0.00	570,000.00	68,532.50	638,532.50	707,065.00	197659BB0	
12/1/2009		57,132.50		0.00	0.00	57,132.50	57,132.50			
6/1/2010	615,000.00	57,132.50	0.00	0.00	615,000.00	57,132.50	672,132.50	729,265.00	197659BC8	
12/1/2010		44,525.00		0.00	0.00	44,525.00	44,525.00			
6/1/2011	650,000.00	44,525.00	0.00	0.00	650,000.00	44,525.00	694,525.00	739,050.00	197659BD6	
12/1/2011		31,037.50		0.00	0.00	31,037.50	31,037.50			
6/1/2012	695,000.00	31,037.50	0.00	0.00	695,000.00	31,037.50	726,037.50	757,075.00	197659BE4	
12/1/2012		16,095.00		0.00	0.00	16,095.00	16,095.00			
6/1/2013	740,000.00	16,095.00	0.00	0.00	740,000.00	16,095.00	756,095.00	772,190.00	197659BF1	
Totals	5,985,000.00	2,491,910.42	1,520,000.00	221,020.00	7,505,000.00	2,712,930.42	10,217,930.42	10,217,930.42		

Columbia Gorge Community College
Pension Bond Pool, Series 2003
Debt Service Schedule

Date	Principal	Coupon	Interest	Period Total	Fiscal Total
4/23/2003					
6/30/2003					
12/30/2003			70,476.99	70,476.99	
6/30/2004	59,014.80	1.400%	52,344.95	111,359.75	181,836.74
12/30/2004			51,359.75	51,359.75	
6/30/2005	81,310.15	2.040%	55,049.60	136,359.75	187,719.50
12/30/2005			51,359.75	51,359.75	
6/30/2006	68,792.25	2.730%	57,567.50	126,359.75	177,719.50
12/30/2006			51,359.75	51,359.75	
6/30/2007	74,024.80	3.330%	62,334.95	136,359.75	187,719.50
12/30/2007			51,359.75	51,359.75	
6/30/2008	82,642.00	3.710%	68,717.75	151,359.75	202,719.50
12/30/2008			51,359.75	51,359.75	
6/30/2009	85,317.10	4.150%	76,042.65	161,359.75	212,719.50
12/30/2009			51,359.75	51,359.75	
6/30/2010	87,400.80	4.460%	83,958.95	171,359.75	222,719.50
12/30/2010			51,359.75	51,359.75	
6/30/2011	88,591.10	4.740%	92,768.65	181,359.75	232,719.50
12/30/2011			51,359.75	51,359.75	
6/30/2012	92,614.40	4.940%	103,745.35	196,359.75	247,719.50
12/30/2012			51,359.75	51,359.75	
6/30/2013	92,522.60	5.130%	113,837.15	206,359.75	257,719.50
12/30/2013			51,359.75	51,359.75	
6/30/2014	94,178.30	5.350%	127,181.45	221,359.75	272,719.50
12/30/2014			51,359.75	51,359.75	
6/30/2015	95,276.85	5.520%	141,082.90	236,359.75	287,719.50
12/30/2015			51,359.75	51,359.75	
6/30/2016	95,808.00	5.660%	155,551.75	251,359.75	302,719.50
12/30/2016			51,359.75	51,359.75	
6/30/2017	95,670.70	5.790%	170,689.05	266,359.75	317,719.50
12/30/2017			51,359.75	51,359.75	
6/30/2018	94,971.60	5.910%	186,388.15	281,359.75	332,719.50

Columbia Gorge Community College
Pension Bond Pool, Series 2003
Debt Service Schedule

Date	Principal	Coupon	Interest	Period Total	Fiscal Total
12/30/2018			51,359.75	51,359.75	
6/30/2019	93,658.60	6.030%	202,701.15	296,359.75	347,719.50
12/30/2019			51,359.75	51,359.75	
6/30/2020	92,573.00	6.100%	218,786.75	311,359.75	362,719.50
12/30/2020			51,359.75	51,359.75	
6/30/2021	92,562.40	6.180%	238,797.35	331,359.75	382,719.50
12/30/2021			51,359.75	51,359.75	
6/30/2022	92,454.00	6.230%	258,905.75	351,359.75	402,719.50
12/30/2022			51,359.75	51,359.75	
6/30/2023	90,943.65	6.250%	275,416.10	366,359.75	417,719.50
12/30/2023			51,359.75	51,359.75	
6/30/2024	335,000.00	5.660%	51,359.75	386,359.75	437,719.50
12/30/2024			41,879.25	41,879.25	
6/30/2025	375,000.00	5.670%	41,879.25	416,879.25	458,758.50
12/30/2025			31,248.00	31,248.00	
6/30/2026	420,000.00	5.680%	31,248.00	451,248.00	482,496.00
12/30/2026			19,320.00	19,320.00	
6/30/2027	465,000.00	5.600%	19,320.00	484,320.00	503,640.00
12/30/2027			6,300.00	6,300.00	
6/30/2028	225,000.00	5.600%	6,300.00	231,300.00	237,600.00
Totals	3,570,327.10		4,088,394.14	7,658,721.24	7,658,721.24

Dated Date 4/23/2003
Delivery Date 4/23/2003
Last Maturity 6/30/2028

Bond Component	Par Value	Price	Average Coupon	Average Life
Zero Coupon Bonds	1,750,327.10	100.000		11.173
Serial Maturities to 2026	1,130,000.00	100.000	5.671%	22.261
2028 Term Bond	690,000.00	98.530	5.600%	24.512
Total	3,570,327.10			17.261

BOND DEBT SERVICE

Columbia Gorge Community College District
FFC Financing Agreement, Series 2013
Prepayable Beginning 4/1/18 @ 101%

Dated Date 04/30/2013
Delivery Date 04/30/2013

Period Ending	Principal	Coupon	Interest	Debt Service	Annual Debt Service
10/01/2013	-	-	17,302.08	17,302.08	-
04/01/2014	76,000	2.750%	20,625.00	96,625.00	113,927.08
10/01/2014	-	-	19,580.00	19,580.00	-
04/01/2015	85,000	2.750%	19,580.00	104,580.00	124,160.00
10/01/2015	-	-	18,411.25	18,411.25	-
04/01/2016	87,000	2.750%	18,411.25	105,411.25	123,822.50
10/01/2016	-	-	17,215.00	17,215.00	-
04/01/2017	90,000	2.750%	17,215.00	107,215.00	124,430.00
10/01/2017	-	-	15,977.50	15,977.50	-
04/01/2018	92,000	2.750%	15,977.50	107,977.50	123,955.00
10/01/2018	-	-	14,712.50	14,712.50	-
04/01/2019	94,000	2.750%	14,712.50	108,712.50	123,425.00
10/01/2019	-	-	13,420.00	13,420.00	-
04/01/2020	97,000	2.750%	13,420.00	110,420.00	123,840.00
10/01/2020	-	-	12,086.25	12,086.25	-
04/01/2021	100,000	2.750%	12,086.25	112,086.25	124,172.50
10/01/2021	-	-	10,711.25	10,711.25	-
04/01/2022	103,000	2.750%	10,711.25	113,711.25	124,422.50
10/01/2022	-	-	9,295.00	9,295.00	-
04/01/2023	105,000	2.750%	9,295.00	114,295.00	123,590.00
10/01/2023	-	-	7,851.25	7,851.25	-
04/01/2024	108,000	2.750%	7,851.25	115,851.25	123,702.50
10/01/2024	-	-	6,366.25	6,366.25	-
04/01/2025	111,000	2.750%	6,366.25	117,366.25	123,732.50
10/01/2025	-	-	4,840.00	4,840.00	-
04/01/2026	114,000	2.750%	4,840.00	118,840.00	123,680.00
10/01/2026	-	-	3,272.50	3,272.50	-
04/01/2027	117,000	2.750%	3,272.50	120,272.50	123,545.00
10/01/2027	-	-	1,663.75	1,663.75	-
04/01/2028	121,000	2.750%	1,663.75	122,663.75	124,327.50
	1,500,000		348,732.08	1,848,732.08	1,848,732.08

Notice of Property Tax and Certification of Intent to Impose a Tax on Property for Education Districts

FORM ED-50 2013-2014

To assessor of Wasco County

- File no later than JULY 15.
- Be sure to read instructions in the Local Budget Law and Notice of Property Tax Forms and Instruction booklet.

Check here if this is an amended form.

The Columbia Gorge Community College has the responsibility and authority to place the following property tax, fee, charge or assessment on the tax roll of Wasco County. The property tax, fee, charge or assessment is categorized as stated by this form.

<u>400 E. Scenic Dr</u>	<u>The Dalles</u>	<u>OR</u>	<u>97058-3434</u>	<u>6/28/2013</u>
Mailing Address of District	City	State	Zip	Date Submitted
<u>Lisa Deswert</u>	<u>Interim Chief Financial Officer</u>	<u>(541) 506-6058</u>	<u>ldeswert@cgcc.cc.or.us</u>	
Contact Person	Title	Daytime Telephone	Contact Person E-mail	

CERTIFICATION - You must check one box.

- The tax rate of levy amounts certified in Part I are within the tax rate or levy amounts approved by the budget committee.
- The tax rate of levy amounts certified in Part I were changed by the governing body and republished as required in ORS 294.456.

PART I: TOTAL PROPERTY TAX LEVY

	Subject to	
	Education Limits	
	Rate -or- Dollar Amount	
1. Rate per \$1,000 or dollar amount levied (within permanent rate limit).	1	0.2703
2. Local option operating tax	2	
3. Local option capital project tax	3	
4a. Levy for bonded indebtedness from bonds approved by voters prior to October 6, 2001 4a.		\$0
4b. Levy for bonded indebtedness from bonds approved by voters after October 6, 2001 DISTRICT. 4b.		\$1,379, 013
4c. Total levy for bonded indebtedness not subject to Measure 5 of Measure 50 (total of 4a + 4b) 4c.		\$1,379, 013

**Excluded from
Measure 5 Limits
Amount of Levy**

PART II: RATE LIMIT CERTIFICATION

5. Permanent rate limit in dollars and cents per \$1,000	5	0.2703
6. Election date when your new district received voter approval for your permanent rate limit	6	
7. Estimated permanent rate limit for newly merged/consolidated district	7	

PART III: SCHEDULE OF LOCAL OPTION TAXES - Enter all local option taxes on this schedule. If there are more than three taxes, attach a sheet showing the information for each.

Purpose (operating, capital project, or mixed)	Date voters approved local option ballot measure	First tax year levied	Final tax year to be levied	Total tax amount -or- rate authorized per year by voters

150-504-075-6 (Rev. 1-13)

(see the back for worksheet for lines 4a, 4b, and 4c)

File with your assessor no later than JULY 15, unless granted an extension in writing.

Notice of Property Tax and Certification of Intent to Impose a Tax on Property for Education Districts

FORM ED-50 2013-2014

To assessor of Hood River County

- File no later than JULY 15.
- Be sure to read instructions in the Local Budget Law and Notice of Property Tax Forms and Instruction booklet.

Check here if this is an amended form.

The Columbia Gorge Community College has the responsibility and authority to place the following property tax, fee, charge or assessment on the tax roll of Hood River County. The property tax, fee, charge or assessment is categorized as stated by this form.

<u>400 E Scenic Dr</u>	<u>The Dalles</u>	<u>OR</u>	<u>97058-3434</u>	<u>6/28/2013</u>
<small>Mailing Address of District</small>	<small>City</small>	<small>State</small>	<small>Zip</small>	<small>Date Submitted</small>
<u>Lisa Deswert</u>	<u>Interim Chief Financial Officer</u>	<u>(541) 506-6058</u>	<u>ldeswert@cgcc.cc.or.us</u>	
<small>Contact Person</small>	<small>Title</small>	<small>Daytime Telephone</small>	<small>Contact Person E-mail</small>	

CERTIFICATION - You **must** check one box.

- The tax rate of levy amounts certified in Part I are within the tax rate or levy amounts approved by the budget committee.
- The tax rate of levy amounts certified in Part I were changed by the governing body and republished as required in ORS 294.456.

PART I: TOTAL PROPERTY TAX LEVY

	Subject to	
	Education Limits	
	Rate -or- Dollar Amount	
1. Rate per \$1,000 or dollar amount levied (within permanent rate limit)	1	0.2703
2. Local option operating tax	2	
3. Local option capital project tax	3	
4a. Levy for bonded indebtedness from bonds approved by voters prior to October 6, 2001	4a.	
4b. Levy for bonded indebtedness from bonds approved by voters after October 6, 2001	4b.	\$1,379,013
4c. Total levy for bonded indebtedness not subject to Measure 5 of Measure 50 (total of 4a + 4b)	4c.	\$1,379,013

**Excluded from
Measure 5 Limits
Amount of Levy**

PART II: RATE LIMIT CERTIFICATION

5. Permanent rate limit in dollars and cents per \$1,000	5	0.2703
6. Election date when your new district received voter approval for your permanent rate limit	6	
7. Estimated permanent rate limit for newly merged/consolidated district	7	

PART III: SCHEDULE OF LOCAL OPTION TAXES - Enter all local option taxes on this schedule. If there are more than three taxes, attach a sheet showing the information for each.

Purpose (operating, capital project, or mixed)	Date voters approved local option ballot measure	First tax year levied	Final tax year to be levied	Total tax amount -or- rate authorized per year by voters

150-504-075-6 (Rev. 1-13)

(see the back for worksheet for lines 4a, 4b, and 4c)

File with your assessor no later than JULY 15, unless granted an extension in writing.

**COLUMBIA GORGE COMMUNITY COLLEGE
RESOLUTIONS ADOPTING THE FISCAL YEAR 2013-2014 BUDGET
MAKING APPROPRIATIONS, LEVYING TAXES, AND CATEGORIZING THE TAXES**

Resolution Adopting the Budget:

Be it resolved that the Board of Education of Columbia Gorge Community College hereby adopts the budget for the fiscal year 2013-2014 as approved by the Budget Committee on June 11, 2013 with subsequent amendments by the Board of Education, in the total amount of \$28,420,673 and now on file in the College Business Office.

Resolution Making Appropriations:

Be it resolved that the amounts for the fiscal year beginning July 1, 2013, and for the purposes shown below are hereby appropriated:

GENERAL FUND

Appropriations by Budget Category:

Instruction	\$	3,969,873
Academic Support		1,064,992
Student Services		1,239,350
Institutional Support		3,501,214
Financial Aid		78,674
Plant Operation & Maintenance		1,072,811
Contingency		750,000
Debt Service		113,927
Transfers to Special Funds		1,125,895
Total General Fund Appropriations	\$	12,916,736
Total Unappropriated Ending Fund Balance		512,349
Total General Fund Requirements	\$	13,429,085

Appropriations by Object Classification for all other funds as listed below:

SPECIAL REVENUE FUNDS

US ED Title III Grant

Personnel Services		\$216,893
Materials & Services		183,107
Capital Outlay		0
Total Appropriation		\$400,000
Total Unappropriated Ending Fund Balance		0
Total Requirements		\$400,000

Carl D. Perkins Title I Grant Fund

Personnel Services		\$13,921
Materials & Services		52,235
Total Appropriation		\$66,156
Total Unappropriated Ending Fund Balance		0
Total Requirements		\$66,156

**COLUMBIA GORGE COMMUNITY COLLEGE
RESOLUTIONS ADOPTING THE FISCAL YEAR 2013-2014 BUDGET
MAKING APPROPRIATIONS, LEVYING TAXES, AND CATEGORIZING THE TAXES**

Health Occupations Customized Training

Personnel Services	\$243
Materials & Services	17,171
Transfers	1,500
Total Appropriation	\$18,914
Total Unappropriated Ending Fund Balance	0
Total Requirements	\$18,914

Customized Training Fund

Personnel Services	\$12,068
Materials & Services	175,807
Transfers	1
Total Appropriation	\$187,876
Total Unappropriated Ending Fund Balance	0
Total Requirements	\$187,876

Small Business Development Center Program Income Fund

Personnel Services	\$3,858
Materials & Services	21,924
Total Appropriation	\$25,782
Total Unappropriated Ending Fund Balance	0
Total Requirements	\$25,782

Federal SBA Small Business Development Center Grant Fund

Personnel Services	\$33,729
Materials & Services	8,475
Total Appropriation	\$42,204
Total Unappropriated Ending Fund Balance	0
Total Requirements	\$42,204

State Small Business Development Center Grant Fund

Personnel Services	\$40,804
Total Appropriation	\$40,804
Total Unappropriated Ending Fund Balance	0
Total Requirements	\$40,804

Fundamentals of Caregiving Contract Fund

Personnel Services	\$10,573
Materials & Services	15,282
Transfers	1
Total Appropriation	\$25,856
Total Unappropriated Ending Fund Balance	0
Total Requirements	\$25,856

**COLUMBIA GORGE COMMUNITY COLLEGE
RESOLUTIONS ADOPTING THE FISCAL YEAR 2013-2014 BUDGET
MAKING APPROPRIATIONS, LEVYING TAXES, AND CATEGORIZING THE TAXES**

Title II AEFLA Comprehensive Grant Fund

Personnel Services	\$80,664
Materials & Services	500
Total Appropriation	\$81,164
Total Unappropriated Ending Fund Balance	0
Total Requirements	\$81,164

Tutoring Grant Fund

Personnel Services	\$14,000
Materials & Services	972
Total Appropriation	\$14,972
Total Unappropriated Ending Fund Balance	0
Total Requirements	\$14,972

English Language Civics Grant Fund

Personnel Services	\$27,806
Materials & Services	3,076
Total Appropriation	\$30,882
Total Unappropriated Ending Fund Balance	0
Total Requirements	\$30,882

Gorge Literacy Fund

Materials & Services	\$1,535
Total Appropriation	\$1,535
Total Unappropriated Ending Fund Balance	0
Total Requirements	\$1,535

Title II Program Income

Personnel Services	\$3,803
Materials & Services	\$14,197
Total Appropriation	\$18,000
Total Unappropriated Ending Fund Balance	0
Total Requirements	\$18,000

US DOL CASE Grant-US DOL TAACCT Grant

Personnel Services	\$59,080
Materials & Services	49,004
Transfers	0
Total Appropriation	\$108,084
Total Unappropriated Ending Fund Balance	0
Total Requirements	\$108,084

**COLUMBIA GORGE COMMUNITY COLLEGE
RESOLUTIONS ADOPTING THE FISCAL YEAR 2013-2014 BUDGET
MAKING APPROPRIATIONS, LEVYING TAXES, AND CATEGORIZING THE TAXES**

Non-Reimbursable Community Education

Personnel Services	\$4,197
Materials & Services	8,413
Transfers	1
Total Appropriation	\$12,611
Total Unappropriated Ending Fund Balance	0
Total Requirements	\$12,611

Elderhostel Fund

Personnel Services	\$1,440
Materials & Services	38,651
Transfers	1
Total Appropriation	\$40,092
Total Unappropriated Ending Fund Balance	0
Total Requirements	\$40,092

Oregon Student Assistance Commission

Materials & Services	\$1,450
Total Appropriation	\$1,450
Total Unappropriated Ending Fund Balance	0
Total Requirements	\$1,450

Career Pathways Innovation Fund

Personnel Services	\$7,728
Materials & Services	5,750
Total Appropriation	\$13,478
Total Unappropriated Ending Fund Balance	0
Total Requirements	\$13,478

Oregon Child Care Resource & Referral Network Fund

Personnel Services	\$97,004
Materials & Services	14,087
Total Appropriation	\$111,091
Total Unappropriated Ending Fund Balance	0
Total Requirements	\$111,091

Child Care Resource & Referral Fund

Personnel Services	\$635
Materials & Services	\$6,827
Total Appropriation	\$7,462
Total Unappropriated Ending Fund Balance	0
Total Requirements	\$7,462

**COLUMBIA GORGE COMMUNITY COLLEGE
RESOLUTIONS ADOPTING THE FISCAL YEAR 2013-2014 BUDGET
MAKING APPROPRIATIONS, LEVYING TAXES, AND CATEGORIZING THE TAXES**

Department of Human Services Integrated Child Care Grant

Personnel Services	\$19,868
Materials & Services	3,826
Total Appropriation	\$23,694
Total Unappropriated Ending Fund Balance	0
Total Requirements	\$23,694

Co-Curricular Activities Fund

Materials & Services	\$15,998
Total Appropriation	\$15,998
Total Unappropriated Ending Fund Balance	0
Total Requirements	\$15,998

Career Pathways Program Income Fund

Personnel Services	\$0
Materials & Services	\$70
Transfers	0
Total Appropriation	\$70
Total Unappropriated Ending Fund Balance	0
Total Requirements	\$70

Pathways Initiative State-Wide Director Grant

Personnel Services	\$117,621
Materials & Services	42,379
Total Appropriation	\$160,000
Total Unappropriated Ending Fund Balance	0
Total Requirements	\$160,000

Insurance Fund

Materials & Services	\$3,615
Total Appropriation	\$3,615
Total Unappropriated Ending Fund Balance	0
Total Requirements	\$3,615

Pathways Initiative Projects & Technical Assistance Grant

Materials & Services	\$40,003
Total Appropriation	\$40,003
Total Unappropriated Ending Fund Balance	0
Total Requirements	\$40,003

Oregon Council for the Humanities Grant

Materials & Services	\$2,500
Total Appropriation	\$2,500
Total Unappropriated Ending Fund Balance	0
Total Requirements	\$2,500

**COLUMBIA GORGE COMMUNITY COLLEGE
RESOLUTIONS ADOPTING THE FISCAL YEAR 2013-2014 BUDGET
MAKING APPROPRIATIONS, LEVYING TAXES, AND CATEGORIZING THE TAXES**

Building Lease Fund

Personnel Services	\$30,297
Materials & Services	37,799
Transfers	104,750
Total Appropriation	\$172,846
Total Unappropriated Ending Fund Balance	0
Total Requirements	<u>\$172,846</u>

Food Service Fund

Materials & Services	\$849
Capital Outlay	5,000
Transfers	7,378
Total Appropriation	\$13,227
Total Unappropriated Ending Fund Balance	0
Total Requirements	<u>\$13,227</u>

Capital Projects Fund

Materials & Services	\$96,500
Capital Outlay	563,500
Transfers	0
Total Appropriation	\$660,000
Total Unappropriated Ending Fund Balance	0
Total Requirements	<u>\$660,000</u>

State Capital Projects Fund

Materials & Services	\$0
Capital Outlay	297,057
Transfers	0
Total Appropriation	\$297,057
Total Unappropriated Ending Fund Balance	0
Total Requirements	<u>\$297,057</u>

DEBT SERVICE FUND - WASCO COUNTY G.O. BONDS

Debt Service	\$0
Total Appropriation	\$0
Total Unappropriated Ending Fund Balance	71,290
Total Requirements	<u>\$71,290</u>

DEBT SERVICE FUND - DISTRICT G.O. BONDS

Debt Service	\$1,350,232
Total Appropriation	\$1,350,232
Total Unappropriated Ending Fund Balance	103,506
Total Requirements	<u>\$1,453,738</u>

**COLUMBIA GORGE COMMUNITY COLLEGE
RESOLUTIONS ADOPTING THE FISCAL YEAR 2013-2014 BUDGET
MAKING APPROPRIATIONS, LEVYING TAXES, AND CATEGORIZING THE TAXES**

DEBT SERVICE FUND - PENSION BONDS

Debt Service	\$272,719
Transfers	0
Total Appropriation	\$272,719
Reserved for Future Expenditure	1,273,693
Total Unappropriated Ending Fund Balance	0
Total Requirements	\$1,546,412

RESERVE FUND - FACILITIES & GROUNDS MAINTENANCE

Materials & Services	\$150,000
Capital Outlay	300,000
Total Appropriation	\$450,000
Reserved for Future Expenditure	0
Total Unappropriated Ending Fund Balance	0
Total Requirements	\$450,000

RESERVE FUND - GENERAL OPERATIONS

Materials & Services	\$0
Total Appropriation	\$0
Reserved for Future Expenditure	1,947,026
Total Unappropriated Ending Fund Balance	0
Total Requirements	\$1,947,026

RESERVE FUND - INSTRUCTIONAL EQUIPMENT REPLACEMENT

Materials & Services	\$0
Capital Outlay	25,000
Transfers	0
Total Appropriation	\$25,000
Reserved for Future Expenditure	-
Total Unappropriated Ending Fund Balance	0
Total Requirements	\$25,000

COLLEGE BOOKSTORE ENTERPRISE FUND

Personnel Services	\$90,750
Materials & Services	24,850
Capital Outlay	0
Total Appropriation	\$115,600
Reserved for Future Expenditure	\$273,501
Total Unappropriated Ending Fund Balance	0
Total Requirements	\$389,101

Environmental Club Fund

Materials & Services	\$1,164
Total Appropriation	\$1,164
Total Unappropriated Ending Fund Balance	0
Total Requirements	\$1,164

**COLUMBIA GORGE COMMUNITY COLLEGE
RESOLUTIONS ADOPTING THE FISCAL YEAR 2013-2014 BUDGET
MAKING APPROPRIATIONS, LEVYING TAXES, AND CATEGORIZING THE TAXES**

Phi Theta Kappa Fund

Materials & Services	\$9,769
Total Appropriation	\$9,769
Total Unappropriated Ending Fund Balance	0
Total Requirements	\$9,769

Student Council Fund

Materials & Services	\$1,045
Total Appropriation	\$1,045
Total Unappropriated Ending Fund Balance	0
Total Requirements	\$1,045

Student Nurse Association Fund

Materials & Services	\$1,500
Total Appropriation	\$1,500
Total Unappropriated Ending Fund Balance	0
Total Requirements	\$1,500

Delta Energy Club Fund

Materials & Services	\$6,252
Total Appropriation	\$6,252
Total Unappropriated Ending Fund Balance	0
Total Requirements	\$6,252

Multicultural Club

Materials & Services	\$2,000
Total Appropriation	\$2,000
Total Unappropriated Ending Fund Balance	0
Total Requirements	\$2,000

STUDENT AID FUNDS

Federal Student Aid Fund

Personnel Services	\$40,000
Materials & Services	\$5,770,197
Total Appropriation	\$5,810,197
Total Unappropriated Ending Fund Balance	0
Total Requirements	\$5,810,197

Oregon Student Aid Fund

Materials & Services	\$289,810
Total Appropriation	\$289,810
Total Unappropriated Ending Fund Balance	0
Total Requirements	\$289,810

**COLUMBIA GORGE COMMUNITY COLLEGE
RESOLUTIONS ADOPTING THE FISCAL YEAR 2013-2014 BUDGET
MAKING APPROPRIATIONS, LEVYING TAXES, AND CATEGORIZING THE TAXES**

CGCC Foundation Scholarship Fund

Materials & Services	\$119,861
Transfers	0
Total Appropriation	\$119,861
Total Unappropriated Ending Fund Balance	0
Total Requirements	\$119,861

Third Party Scholarship & Loan Fund

Materials & Services	\$150,000
Transfers	0
Total Appropriation	\$150,000
Total Unappropriated Ending Fund Balance	0
Total Requirements	\$150,000

Gorge Scholars

Materials & Services	\$80,000
Transfers	0
Total Appropriation	\$80,000
Total Unappropriated Ending Fund Balance	0
Total Requirements	\$80,000


GRAND TOTAL APPROPRIATIONS	\$ 24,239,308
Reserved for Future Expenditure	3,494,220
Grand Total Unappropriated Ending Fund Balance	\$687,145
Grand Total Budget	\$28,420,673

Resolution Imposing and Categorizing Taxes - Combined:

Be it resolved that the Board of Education for Columbia Gorge Community College hereby imposes the taxes provided for in the adopted budget at the rate of \$0.2703 per \$1,000 of assessed value for operations; in the amount of \$1,379,013 for District General Obligation Bonds; and that these taxes are hereby imposed and categorized for tax year 2013-2014 upon the assessed value of all taxable property within the district, except that district residents of Hood River County are exempted from taxes on bonded debt issued prior to January 1, 2001.

	Subject to the Education Limitation	Excluded from Limitation
General Fund	\$0.2703/\$1,000	\$0
Debt Service Fund - District G.O. Bonds	\$0	\$1,379,013

The above resolution statements were approved and declared adopted on this eleventh day of June 2013.



Signature & Title

AFFIDAVIT OF PUBLICATION


STATE OF OREGON
COUNTY OF HOOD RIVER

I, Joe Petshow, being first duly sworn, depose and say that I am the publisher of the Hood River News, a newspaper of general circulation printed and published at Hood River in the aforesaid county and state, as defined by ORS 193.010 and 193.020 and that SOLICITATION OF BUDGET COMMITTEE MEMBERS, a printed copy of which is hereto annexed, was published in the entire issue of said newspaper for 2 times in the following issues:

Jan. 26 and Feb. 2, 2013



Subscribed and sworn to before me this 4th
Day of February, 2013



PUBLIC NOTICE term as a Budget Committee member. The Dalles, OR
The Columbia Gorge Community College Board of Education seeks interested district electors in Wasco and Hood River County for consideration to be appointed to a three-year
Interested persons shall send a letter of interest with qualifications, telephone, and address to the Board of Education, Columbia Gorge Community College, 400 East Scenic Dr.,
97058. Deadline for consideration is February 12, 2013. Columbia Gorge Community College is an equal opportunity educator and employer

Affidavit of Publication

The Columbia Gorge Community College Board of Education seeks interested district electors in Wasco and Hood River County for consideration to be appointed to a three-year term as a Budget Committee member. Interested persons shall send a letter of interest with qualifications, telephone, and address to the Board of Education, Columbia Gorge Community College, 400 East Scenic Dr., The Dalles, OR 97058. Deadline for consideration is February 12, 2013. Columbia Gorge Community College is an equal opportunity educator and employer.

January 27, February 3, 2013
#5844

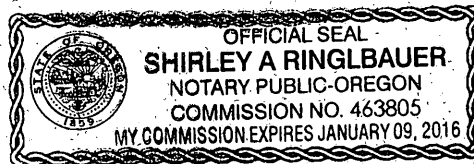
STATE OF OREGON, }
County of Wasco

Cecilia Fix, being first duly sworn, depose and say that I am the principal clerk of The Dalles Chronicle, a newspaper of general circulation, published in Hood River, Oregon in the aforesaid state and county of Wasco; that I know from my personal knowledge that the **Electors**, a printed copy of which is hereto annexed, was published in the entire issue of said newspaper once in each of two consecutive weeks in the following issues:
January 27, February 3, 2013

Cecilia Fix

Subscribed and sworn to before me this 7th day of February 2013

Shirley A. Ringbauer
Notary Public for Oregon
My commission expires 1-9-16




AFFIDAVIT OF PUBLICATION


STATE OF OREGON
COUNTY OF HOOD RIVER

I, Joe Petshow being first duly sworn, depose and say that I am the publisher of the Hood River News, 419 State St., Hood River, Oregon, a newspaper of general circulation printed and published at Hood River in the aforesaid county and state, as defined by ORS 193.010 and 193.020 and that NOTICE OF BUDGET COMMITTEE MEETING, a printed copy of which is hereto annexed, was published in the entire issue of said newspaper for 1 time in the following issues:

April 20, 2013



Subscribed and sworn to before me this 8th
Day of May, 2013



NOTICE OF BUDGET COMMITTEE MEETING

A public meeting of the Budget Committee of Columbia Gorge Community College, Hood River and Wasco Counties, State of Oregon, to discuss the budget for fiscal year July 1, 2013 to June 30, 2014 will be held in the Board Room 1.162, Building One,

400 East Scenic Drive, The Dalles. The meeting will take place on May 7, 2013, at 6:00 p.m. or if continued, May 8th. The purpose of the meeting is to receive the budget message and to receive comment from the public on the budget. A copy of the budget document may be inspected or obtained

on or after May 1 at the Business or online at cgcc.us/budget. This is a public meeting where deliberation of the Budget Committee will take place. Any person may appear at the meeting and discuss the proposed programs with the Budget Committee.

32-1t

Affidavit of Publication

NOTICE OF BUDGET COMMITTEE MEETING

A public meeting of the Budget Committee of Columbia Gorge Community College, Hood River and Wasco counties, State of Oregon, to discuss the budget for fiscal year July 1, 2013 to June 30, 2014 will be held in the Board Room 1.162, Building One, 400 East Scenic Drive, The Dalles. The meeting will take place on May 7, 2014, at 6:00 pm or if continued, May 8, 2014. The purpose of the meeting is to receive the budget message and to receive comment from the public on the budget. A copy of the budget document may be inspected or obtained on or after May 1 at the Business Center at cgcc.us/budget. This is a public meeting where deliberation of the Budget Committee will take place. Any person may appear at the meeting and discuss the proposed programs with the Budget Committee.

April 21, 2013
#5968

STATE OF OREGON, }
 } SS
County of Wasco

I, Cecilia Fix, being first duly sworn, depose and say that I am the principal clerk of The Dalles Chronicle, a newspaper of general circulation, published in Hood River, Oregon in the aforesaid state and county of Wasco; that I know from my personal knowledge that the **Budget Committee Meeting**, a printed copy of which is hereto annexed, was published in the entire issue of said newspaper once in each of one consecutive days in the following issues:

April 21, 2013

Subscribed and sworn to before me this 23rd day of April 2013



Cecilia Fix

Shirley A. Ringbauer
Notary Public for Oregon
My commission expires 1-9-16

Affidavit of Publication

STATE OF OREGON, { SS
County of Wasco

I, Cecilia Fix, being first duly sworn, depose and say that I am the principal clerk of The Dalles Chronicle, a newspaper of general circulation, published in Hood River, Oregon in the aforesaid state and county of Wasco; that I know from my personal knowledge that the **Budget Hearing**, a printed copy of which is hereto annexed, was published in the entire issue of said newspaper once in each of one consecutive days in the following issues:
May 29, 2013

Cecilia Fix

Subscribed and sworn to before me this 31st day of May 2013



Shirley A Ringbauer
Notary Public for Oregon
My commission expires 1-9-16

Total Requirements	1,157,414	4,338,514	3,321,356
--------------------	-----------	-----------	-----------

Columbia Gateway Urban Renewal Operations	1,157,414	4,338,514	3,321,356
FTE	0	0	0
Total Requirements	1,157,414	4,338,514	3,321,356
Total FTE	0	0	0

STATEMENT OF CHANGES IN ACTIVITIES and SOURCES OF FINANCING

The primary mission of the Columbia Gateway Urban Renewal Agency, through the Cooperation Agreement with the City of The Dalles, is the enhancement of public and private properties increasing the likelihood of investments in the City. Property rehabilitation is accomplished primarily by providing matching monies to enhance property within the Urban Renewal area. Revenues consist of property taxes, interest income, sale of surplus properties, and loan/bond proceeds. Property taxes are first used for debt service requirements. Administrative and engineering services are purchased from the City of The Dalles. There are no prominent changes in the operations from the prior year. Major projects funded in this budget include the Washington Street Plaza and Railroad Underpass, the 1st Street Streetscape, and the Granada Block development and downtown parking project.

LONG TERM DEBT	Estimated Debt Outstanding July 1, 2013	Estimated Debt Authorized, But Not Incurred on July 1
Other Borrowings	\$8,857,062	\$0
Total	\$8,857,062	\$0

May 29, 2013
#6026

NOTICE OF BUDGET HEARING

A public meeting of the Columbia Gorge Community College Board of Education will be held on June 11, 2013 at 6:00 pm at 400 East Scenic Drive, The Dalles, Oregon. The purpose of this meeting is to discuss the budget for the fiscal year beginning July 1, 2013 as approved by the Columbia Gorge Community College Budget Committee. A summary of the budget is presented below. A copy of the budget may be inspected or obtained at the Business Office, Building Two, 400 East Scenic Drive, The Dalles, Oregon between the hours of 8:00am-5:00pm Monday-Friday or online at cgcc.us/budget. This budget is for an annual budget period. This budget was prepared on a basis of accounting that is the same as the preceding year. Lisa Deswert, Chief Financial Officer; 541-506-6058

FINANCIAL SUMMARY - RESOURCES

TOTAL OF ALL FUNDS	Actual	Adopted Budget	Approved Budget
	Last Yr 2011-12	This Yr 2012-13	Next Yr 2013-14
Beginning Fund Balance	6,731,119	6,509,930	7,583,150
Current Year Property Taxes, other than Local Option Taxes	2,838,111	3,013,583	2,316,779
Current Year Local Option Property Taxes	-	-	-
Tuition & Fees	3,969,746	3,928,073	3,784,112
Other Revenue from Local Sources	411,954	313,501	295,631
Revenue from State Sources	4,809,982	3,260,200	5,478,588
Revenue from Federal Sources	7,321,858	8,621,204	6,665,944
Interfund Transfers In	1,024,006	1,970,174	1,239,526
All Other Budget Resources	157,498,327	1,332,756	1,056,943
Total Resources	428,566,091	289,949,222	28,420,673

FINANCIAL SUMMARY - REQUIREMENTS BY OBJECT CLASSIFICATION

Personnel Services	7,689,403	8,929,221	9,309,797
Materials and Services	850,312.44	11601772	10,001,133
Capital Outlay	398,136	597,716	1,201,973
Debt Service	1,024,006	2,084,025	1,239,527
Interfund Transfers Out	-	-	-
Operating Contingency	-	351,833	750,000
All Other Expenditures	-	-	-
Unappropriated Ending Fund Balance and Reserves	7,963,152	3,040,506	4,181,365
Total Requirements	428,566,091	289,949,222	28,420,673

FINANCIAL SUMMARY - REQUIREMENTS BY FUNCTION

Instruction	4,417,720	4,692,832	4,600,217
FTE	78.2	73.1	75.4
Instructional Support	938,978	1,155,945	1,173,076
FTE	13.6	14.2	12.5
Student Services other than Student Loans & Financial Aid	988,093	1,390,945	1,391,608
FTE	16.8	18.0	15.0
Student Loans & Financial Aid	6,027,265	8,135,867	6,528,542
FTE	1.6	2.4	4
Community Services	340,303	391,387	360,818
FTE	3.2	3.1	3.6
College Support	2,782,235	3,472,788	3,904,825
FTE	33.1	28.6	28.0
Facility Maintenance	1,096,068	1,588,945	1,596,756
FTE	12.5	12.5	13.75
Facility Acquisition & Construction	-	300,000	957,057
FTE	-	-	-
Debt Service	1,024,006	2,084,025	1,239,527
Interfund Transfers Out	1,024,006	2,084,025	1,239,527
Operating Contingency	-	351,833	750,000
Unappropriated Ending Fund Balance and Reserves	7,963,152	3,040,506	4,181,365
Total Requirements	428,566,091	289,949,222	28,420,673
Total FTE	159	152	150

STATEMENT OF CHANGES IN ACTIVITIES AND SOURCES OF FINANCING FROM LAST YEAR

The proposed budget for 2013-14 continues budget strategies developed during the previous biennium and provides funding support for statewide initiatives. The proposed budget represents the best estimates of resources and expenditures to provide academic and support services for a broad range of community needs and expectations for community college services. Budget principles include focus on students, human capital sustainability, 40-40-20 goal, and achievement compacts; maximize efficiencies in operations and instruction; align the budget with the strategic plan, statewide initiatives, accreditation standards, and planning processes; and expand resource development through grants, institutional advancement and the Columbia Gorge Community College Foundation. Budget challenges include the gap between the State community college funding level and resources needed to support enrollment growth and student success statewide initiatives and the increasing cost of operations.

PROPERTY TAX LEVIES

Tax Levies by Type: (Hood River & Wasco Counties)	Rate or Amount	Rate or Amount	Rate or Amount
Permanent Rate Limit Levy (Rate Limit \$0.2703 Per \$1000)	0.2703	0.2703	0.270
Levy for General Obligation Bonds - Wasco Co	745,534	829,420	
Levy for General Obligation Bonds - District-wide	1,332,360	1,411,857	1,379,000
Total Levy for General Obligation Bonds	2,077,894	2,241,277	1,379,000

STATEMENT OF INDEBTEDNESS

Long Term Debt	Outstanding on July 1	but not Incurred on July 1
General Obligation Bonds - District-wide Hood River & Wasco Counties	15,310,000	
Pension Obligation Bonds	2,788,097	
Full Faith and Credit Loan	1,500,000	
Total Indebtedness	19,598,097	

FORM ED-1

NOTICE OF BUDGET HEARING

A public meeting of the Dufur School District Board of Directors will be held on June 3, 2013 at 7:00 p.m. at the Dufur School, Dufur, Oregon. The purpose of this meeting is to discuss the budget for the fiscal year beginning July 1, 2013 as approved by the Dufur School District Budget Committee. A summary of the budget is presented below. A copy of the budget may be inspected or obtained at 802 NE 5th Street, Dufur, OR 97021 between the hours of 8:00 a.m. and 3:00 p.m. This budget is for an annual budget period, and was prepared on the same basis of accounting as the preceding year.

Contact	Telephone	E-mail
Jack Henderson	541-467-2509	jhend@dufur.k12.or.us

FINANCIAL SUMMARY - RESOURCES

	Audited Data	Adopted Budget	Approved Budget
	2011 - 2012	2012-13	2013-14
1. Beginning Fund Balance	350,689	453,678	471,354
2. Current year Property Taxes	1,389,774	1,336,900	1,216,612
3. Current Year Local Option Property Taxes	-	0	0
4. Other Revenue from Local Sources	244,533	366,751	362,055
5. Revenue from Intermediate Sources	54,659	72,935	52,622
6. Revenue from State Sources	1,923,977	1,884,250	2,146,643
7. Revenue from Federal Sources	242,684	259,596	253,756
8. Interfund Transfers	-	25,000	6,550
9. All Other Budget Resources	-	150,000	150,000
10. Total Resources	\$4,206,316	\$4,549,110	\$4,659,592

FINANCIAL SUMMARY - REQUIREMENTS BY OBJECT CLASSIFICATION

11. Salaries	1,573,521	1,517,012	1,492,122
12. Other Associated Payroll Costs	1,010,326	945,266	1,135,669
13. Purchased Services	429,039	506,997	463,082
14. Supplies & Materials	207,561	359,966	421,112
15. Capital Outlay	6,551	0	30,926
16. Other Object	44,881	50,150	67,324
17. Debt Service	460,578	478,400	503,612
18. Interfund Transfers	-	25,000	6,550
19. Operating Contingency	-	241,319	389,195
20. Unappropriated Ending Fund Balance	-	425,000	150,000
21. Total Requirements	\$3,732,457	\$4,549,110	\$4,659,592

FINANCIAL SUMMARY - REQUIREMENTS AND FULL-TIME EQUIVALENT EMPLOYEES BY FUNCTION

Name of Organizational Unit or Program (FTE) for Unit or Program	2011-2012	2012-13	2013-14
1000 Instruction	1,739,481	1,767,560	1,791,112
FTE	22.43	20.67	21.56
2000 Support Service	1,304,925	1,203,923	1,416,712
FTE	12	10.49	11.91
3000 Enterprise & Community Services	227,472	407,908	402,411
FTE	2.00	2.00	2.00
4000 Facility Acquisitin & Sonstruction	0	0	0
FTE	0.00	0.00	0.00
5000 Other Uses	-	-	-
5100 Debt Service	460,578	478,400	503,612
5200 Interfund Transfers	135,281	25,000	6,550
6000 Contingency	-	241,319	389,195
7000 Unappropriated Ending Fund Balance	-	425,000	150,000
Total Requirements	3,867,737	4,549,110	4,659,592
Total FTE	36.43	33.16	35.47

STATEMENT OF CHANGES IN ACTIVITIES and SOURCES OF FINANCING FROM LAST YEAR

Each student will be funded at \$7,111 for the upcoming school year. Estimated ADMw is 411.81 for 2013-14. A Principal/Sped Director position and two additional periods for Mid-Level Language Arts is added. Mathematics curriculum adoption for K-3 to meet Common Core Standards is included. Funds to purchase newer computer technology to move students into the future, and career education are also planned. PERS expense has increased 7.21% to a total of 32.69% of gross wage, equalling an additional \$105,000 dollars. This budget begins the process of combining Transportation and Custodial Supervision as a cost saving measure.

PROPERTY TAX LEVIES IMPOSED

	Rate or Amount	Rate or Amount	Rate or Amount
Permanent Rate Levy (4.4659 per \$1,000)	4.4659	4.4659	4.4659
Local Option Levy	0	0	0
Levy for General Obligation Bonds	513,310	478,400	360,000

STATEMENT OF INDEBTEDNESS

Long Term Debt	Debt Outstanding on July 1	Authorized Debt not Incurred on July 1
General Obligation Bonds	2,642,600	
Other Bonds	0	
Other Borrowings	0	
Total	2,642,600	

May 29, 2013
#6015

May 29, 2013
#6029

AFFIDAVIT OF PUBLICATION

STATE OF OREGON
 COUNTY OF HOOD RIVER

I, Joe Petshow, being first duly sworn, depose and say that I am the publisher of the Hood River News, 419 State St., Hood River, Oregon, a newspaper of general circulation printed and published at Hood River in the aforesaid county and state, as defined by ORS 193.010 and 193.020 and that NOTICE OF BUDGET HEARING, a printed copy of which is hereto annexed, was published in the entire issue of said newspaper for 1 time in the following issues:
 May 25, 2013

Joe Petshow

Subscribed and sworn to before me this 30th
 Day of May, 2013

Christine M Stenberg

NOTICE OF BUDGET HEARING

A public meeting of the Columbia Gorge Community College Board of Education will be held on June 11, 2013 at 8:00 pm at 400 East Scenic Drive, The Dalles, Oregon. The purpose of this meeting is to discuss the budget for the fiscal year beginning July 1, 2013 as approved by the Columbia Gorge Community College Budget Committee. A summary of the budget is presented below. A copy of the budget may be inspected or obtained at the Business Office, Building Two, 400 East Scenic Drive, The Dalles, Oregon between the hours of 8:00am-5:00pm Monday-Friday or online at ogcc.us/budget. This budget is for an annual budget period. This budget was prepared on a basis of accounting that is the same as the preceding year. Lisa Deswert, Chief Financial Officer; 541-506-6058



FINANCIAL SUMMARY - RESOURCES

TOTAL OF ALL FUNDS	Actual	Adopted Budget	Approved Budget
	Last Yr 2011-12	This Yr 2012-13	Next Yr 2013-14
Beginning Fund Balance	6,731,119	6,508,930	7,583,150
Current Year Property Taxes, other than Local Option Taxes	2,838,111	3,013,583	2,316,779
Current Year Local Option Property Taxes	-	-	-
Tuition & Fees	3,969,746	3,928,073	3,784,112
Other Revenue from Local Sources	411,954	313,501	295,631
Revenue from State Sources	4,809,982	3,260,200	5,478,588
Revenue from Federal Sources	7,321,858	8,621,204	8,665,944
Interfund Transfers In	1,024,006	1,970,174	1,239,526
All Other Budget Resources	15,749,832	1,332,786	1,056,943
Total Resources	42,856,609	28,949,422	28,420,873

FINANCIAL SUMMARY - REQUIREMENTS BY OBJECT CLASSIFICATION

Personnel Services	7,689,403	8,929,221	9,309,797
Materials and Services	8,503,121	11,601,772	10,001,133
Capital Outlay	398,136	597,716	1,201,973
Debt Service	17,278,790	2,344,349	1,736,878
Interfund Transfers Out	1,024,006	2,084,025	1,239,527
Operating Contingency	-	351,833	750,000
All Other Expenditures	-	-	-
Unappropriated Ending Fund Balance and Reserves	7,963,152	3,040,506	4,181,365
Total Requirements	42,856,609	28,949,422	28,420,873

FINANCIAL SUMMARY - REQUIREMENTS BY FUNCTION

Instruction	4,417,720	4,692,832	4,600,217
FTE	78.2	73.1	75.4
Instructional Support	938,978	1,155,945	1,173,076
FTE	13.6	14.2	12.5
Student Services other than Student Loans & Financial Aid	988,093	1,390,945	1,391,606
FTE	16.8	18.0	15.0
Student Loans & Financial Aid	6,027,265	8,135,867	6,528,542
FTE	1.6	2.4	4
Community Services	340,303	391,387	360,818
FTE	3.2	3.1	3.6
College Support	2,782,235	3,472,788	3,904,829
FTE	33.1	28.6	28.0
Facility Maintenance	1,096,068	1,588,945	1,596,756
FTE	12.5	12.5	13.75
Facility Acquisition & Construction	-	300,000	957,057
FTE	-	-	-
Debt Service	17,278,790	2,344,349	1,736,878
Interfund Transfers Out	1,024,006	2,084,025	1,239,527
Operating Contingency	-	351,833	750,000
Unappropriated Ending Fund Balance and Reserves	7,963,152	3,040,506	4,181,365
Total Requirements	42,856,609	28,949,422	28,420,873
Total FTE	159	152	152

STATEMENT OF CHANGES IN ACTIVITIES AND SOURCES OF FINANCING FROM LAST YEAR

The proposed budget for 2013-14 continues budget strategies developed during the previous biennium and provides funding support for statewide initiatives. The proposed budget represents the best estimates of resources and expenditures to provide academic and support services for a broad range of community needs and expectations for community college education. Budget activities include from one activity: business credit assistance, 40,40,300